



NEW YORK
STATE OF
OPPORTUNITY™

**Thruway
Authority**



**GOVERNOR
MARIO M. CUOMO
BRIDGE**

*Finance committee meeting no. 67
MONDAY march 28, 2022
albany, New York*



FINANCE COMMITTEE AGENDA

Meeting No. 67
March 28, 2022
Albany, New York

1. Approval of Minutes of Finance Committee Meeting No. 66
2. Review and Approval of the December 2021 Financial Report
3. Review and Approval of the Authority's Annual Investment Report
4. Annual Report of the 2021 Procurement Contracts
5. Other Business
6. Adjournment

TO: The Finance Committee

DATE: March 28, 2022

FROM: Tanya M. Morris
Secretary to Board

SUBJECT: Approval of Minutes of Committee Meeting No. 66

Copies of the Minutes of Committee Meeting No. 66 were made available to the Committee Members as part of the Agenda.

RECOMMENDATION

It is recommended that the Minutes of Committee Meeting No. 66, held on January 31, 2022 be approved by the Committee.



**MINUTES
FINANCE COMMITTEE MEETING NO. 66
200 Southern Boulevard
Albany, New York
January 31, 2022**

Meeting minutes of the Finance Committee, due to COVID19 was held by Webinar recording.

The following committee members were present by Webinar:

Joanne M. Mahoney, Chair
Robert Megna, Vice-Chair
Jose Holguin-Veras, Ph.D., Board Member
Donald Rice, Board Member
Heather Briccetti, Board Member

Constituting a majority of the members of the Thruway Authority Board.

Staff were present by Webinar:

Matthew J. Driscoll, Executive Director
Matthew Trapasso, Chief of Staff
Matt Howard, Treasurer and Chief Financial Officer
Frank Hoare, General Counsel
Jim Konstalid, Director of Maintenance & Operations
Rich Lee, Chief Engineer
Josh Klemm, Director of IT
Jen Givner, Director of Media Relations
Andy Trombley, Director of Contracts & Procurement
Peter Nilsson, Information Technology Specialist
Sean Lasher, Information Technology Specialist
Tanya Morris, Board Secretary

Mr. Megna called the meeting of the Finance Committee to order at 11:07 a.m.

Ms. Morris recorded the minutes as contained herein (public notice of the meeting had been given).

Item 1

Approval of Minutes of the Finance Committee Meeting No. 65

Upon motion duly made and seconded, the Finance Committee approved the minutes of the previous meeting held on December 6, 2021.

Item 2

Review and Approval of the Financial Reports for October & November 2021

A discussion of the Financial Reports was undertaken by the members. The details of the presentation by Mr. Howard and Committee Members' comments and questions with respect thereto are included in the audio recording of the meeting maintained in the Authority's records.

Whereafter, upon motion duly made and seconded, the Finance Committee approved the Financial Reports for October & November 2021 and authorized their submission to the Authority Board for consideration.

Item 3

Investment Transactions –Third Quarter 2021

The Committee reviewed the Authority's Investment Transactions – Fourth Quarter 2021.

The details of the presentation by Mr. Howard and Committee Members' comments and questions with respect thereto are included in the audio recording of the meeting maintained in the Authority's records.

Whereafter, upon motion duly made and seconded, without any objections, the Finance Committee approved the Authority's Investment Transactions – Fourth Quarter 2021 and authorized its submission to the Authority Board for consideration.

There being no other business to come before the Finance Committee, upon motion duly made and seconded, the meeting was adjourned at 11:13 a.m.

Note: Webcasts, which include dialogue of Authority Board Meeting, are available on the Thruway Authority website 48 hours after such meetings occur and remain on the website for a period of four months.

TO: The Finance Committee

DATE: March 28, 2022

FROM: Matthew A. Howard
Chief Financial Officer

SUBJECT: Financial Report – December 2021

The Chief Financial Officer is formally submitting a copy of the Financial Report for the month of December 2021.

SUBMISSION:

This report is submitted for inclusion as part of the official records for this meeting.



Monthly Financial Report

December 2021



TABLE OF CONTENTS

	<u>PAGE</u>
STATEMENT OF REVENUES, EXPENSES AND CHANGES IN NET POSITION	1
STATEMENT OF NET POSITION	5
STATEMENT OF CASH FLOWS	7
FUNDS AVAILABLE FOR TRANSFER	9
DEBT SERVICE	11
COMPARATIVE SUMMARY STATEMENT OF DEPARTMENT OPERATING EXPENSES AND BUDGET	12
CAPITAL PROGRAM SUMMARY	13
GOVERNOR MARIO M. CUOMO BRIDGE	14
GROSS SALES OF RESTAURANTS	15
GALLONS OF MOTOR FUEL DELIVERED TO GAS STATIONS	16
NOTES TO FINANCIAL REPORT	17

February 22, 2022

STATEMENT OF REVENUES, EXPENSES AND CHANGES IN NET POSITION - MONTH				MONTH
NEW YORK STATE THRUWAY AUTHORITY				December
				YEAR
				2021
REVENUE	PRESENT MONTH		AMOUNT OF CHANGE	% OF CHANGE
	CURRENT YEAR	PREVIOUS YEAR		
TOLL REVENUE				
PASSENGER				
Woodbury to Buffalo, Stations 15-50	\$ 14,312,338	\$ 10,640,770	\$ 3,671,568	34.50
Erie Section, Stations 55-61	1,713,886	981,687	732,199	74.59
Grand Island Bridges	1,083,726	723,766	359,960	49.73
Gov. Mario M. Cuomo Bridge	10,073,732	6,041,272	4,032,460	66.75
Yonkers Barrier	1,473,399	1,106,985	366,414	33.10
New Rochelle Barrier	2,512,165	1,614,792	897,373	55.57
Spring Valley Barrier	20,755	3,322	17,433	-
Harriman Barrier	1,536,171	1,246,947	289,224	23.19
	32,726,172	22,359,541	10,366,631	46.36
Permits, Stations 15-61	357,222	349,187	8,035	2.30
	33,083,394	22,708,728	10,374,666	45.69
COMMERCIAL				
Woodbury to Buffalo, Stations 15-50	18,089,024	16,619,433	1,469,591	8.84
Erie Section, Stations 55-61	3,443,783	2,867,136	576,647	20.11
Grand Island Bridges	378,356	323,684	54,672	16.89
Gov. Mario M. Cuomo Bridge	6,625,430	4,201,818	2,423,612	57.68
Yonkers Barrier	650,860	484,216	166,644	34.42
New Rochelle Barrier	1,211,604	1,044,284	167,320	16.02
Spring Valley Barrier	1,498,347	1,010,382	487,965	48.30
Harriman Barrier	461,651	339,844	121,807	35.84
	32,359,055	26,890,797	5,468,258	20.34
Less Volume Discount	2,598,887	2,665,049	(66,162)	(2.48)
	29,760,168	24,225,748	5,534,420	22.85
SUMMARY				
Woodbury to Buffalo, Stations 15-50	32,401,362	27,260,203	5,141,159	18.86
Erie Section, Stations 55-61	5,157,669	3,848,823	1,308,846	34.01
Grand Island Bridges	1,462,082	1,047,450	414,632	39.58
Gov. Mario M. Cuomo Bridge	16,699,162	10,243,090	6,456,072	63.03
Yonkers Barrier	2,124,259	1,591,201	533,058	33.50
New Rochelle Barrier	3,723,769	2,659,076	1,064,693	40.04
Spring Valley Barrier	1,519,102	1,013,704	505,398	49.86
Harriman Barrier	1,997,822	1,586,791	411,031	25.90
Permits, Stations 15-61	357,222	349,187	8,035	2.30
	65,442,449	49,599,525	15,842,924	31.94
Less Volume Discount	2,598,887	2,665,049	(66,162)	(2.48)
NET TOLL REVENUE	62,843,562	46,934,476	15,909,086	33.90
CONCESSION REVENUE				
Gasoline Stations	156,204	68,020	88,184	-
Restaurants	234,245	1,874,499	(1,640,254)	(87.50)
TOTAL CONCESSION REVENUE	390,449	1,942,519	(1,552,070)	(79.90)
E-ZPass Fees	1,044,591	1,310,826	(266,235)	(20.31)
Tolls by Mail Fees	4,715,063	1,119,150	3,595,913	-
Fiber Optic User Fees	954,708	1,995,926	(1,041,218)	(52.17)
Rental Income	887,484	794,114	93,370	11.76
Special Hauling	364,067	304,075	59,992	19.73
Sundry Revenue	13,144	275,252	(262,108)	(95.22)
TOTAL OPERATING REVENUES (1)	\$ 71,213,068	\$ 54,676,338	\$ 16,536,730	30.24

(1) Note A.

(1) Note A.

STATEMENT OF REVENUES, EXPENSES AND CHANGES IN NET POSITION - YEAR-TO-DATE				MONTH
NEW YORK STATE THRUWAY AUTHORITY				December
				YEAR
				2021
REVENUE	YEAR-TO-DATE		AMOUNT OF CHANGE	% OF CHANGE
	CURRENT YEAR	PREVIOUS YEAR		
TOLL REVENUE				
PASSENGER				
Woodbury to Buffalo, Stations 15-50	\$ 190,741,709	\$ 157,208,571	\$ 33,533,138	21.33
Erie Section, Stations 55-61	21,434,203	15,812,464	5,621,739	35.55
Grand Island Bridges	12,741,819	9,504,412	3,237,407	34.06
Gov. Mario M. Cuomo Bridge	112,766,832	80,584,666	32,182,166	39.94
Yonkers Barrier	17,196,511	13,894,360	3,302,151	23.77
New Rochelle Barrier	27,524,646	21,408,816	6,115,830	28.57
Spring Valley Barrier	199,511	41,327	158,184	-
Harriman Barrier	18,338,239	15,079,722	3,258,517	21.61
	400,943,470	313,534,338	87,409,132	27.88
Permits, Stations 15-61	3,512,675	4,142,115	(629,440)	(15.20)
	404,456,145	317,676,453	86,779,692	27.32
COMMERCIAL				
Woodbury to Buffalo, Stations 15-50	222,925,536	205,685,037	17,240,499	8.38
Erie Section, Stations 55-61	39,008,858	35,097,535	3,911,323	11.14
Grand Island Bridges	4,505,955	3,947,059	558,896	14.16
Gov. Mario M. Cuomo Bridge	77,215,317	48,191,415	29,023,902	60.23
Yonkers Barrier	6,887,168	5,551,013	1,336,155	24.07
New Rochelle Barrier	13,999,731	12,039,535	1,960,196	16.28
Spring Valley Barrier	16,170,612	12,003,350	4,167,262	34.72
Harriman Barrier	4,954,598	4,123,167	831,431	20.16
	385,667,775	326,638,111	59,029,664	18.07
Less Volume Discount	29,854,751	29,021,417	833,334	2.87
	355,813,024	297,616,694	58,196,330	19.55
SUMMARY				
Woodbury to Buffalo, Stations 15-50	413,667,245	362,893,608	50,773,637	13.99
Erie Section, Stations 55-61	60,443,061	50,909,999	9,533,062	18.73
Grand Island Bridges	17,247,774	13,451,471	3,796,303	28.22
Gov. Mario M. Cuomo Bridge	189,982,149	128,776,081	61,206,068	47.53
Yonkers Barrier	24,083,679	19,445,373	4,638,306	23.85
New Rochelle Barrier	41,524,377	33,448,351	8,076,026	24.14
Spring Valley Barrier	16,370,123	12,044,677	4,325,446	35.91
Harriman Barrier	23,292,837	19,202,889	4,089,948	21.30
Permits, Stations 15-61	3,512,675	4,142,115	(629,440)	(15.20)
	790,123,920	644,314,564	145,809,356	22.63
Less Volume Discount	29,854,751	29,021,417	833,334	2.87
NET TOLL REVENUE	760,269,169	615,293,147	144,976,022	23.56
CONCESSION REVENUE				
Gasoline Stations	2,832,154	2,044,222	787,932	38.54
Restaurants	2,904,667	4,715,932	(1,811,265)	(38.41)
TOTAL CONCESSION REVENUE	5,736,821	6,760,154	(1,023,333)	(15.14)
E-ZPass Fees	12,029,700	18,019,652	(5,989,952)	(33.24)
Tolls by Mail Fees	32,134,647	15,402,123	16,732,524	-
Fiber Optic User Fees	7,922,311	3,309,655	4,612,656	-
Rental Income	2,929,460	4,470,699	(1,541,239)	(34.47)
Special Hauling	2,459,533	2,294,741	164,792	7.18
Sundry Revenue	2,931,202	1,466,370	1,464,832	99.90
TOTAL OPERATING REVENUES (1)	\$ 826,412,843	\$ 667,016,541	\$ 159,396,302	23.90

(1) Note A.

(1) Note A.

STATEMENT OF REVENUES, EXPENSES AND CHANGES IN NET POSITION - MONTH NEW YORK STATE THRUWAY AUTHORITY				MONTH December
				YEAR 2021
EXPENSES	PRESENT MONTH		AMOUNT OF CHANGE	% OF CHANGE
	CURRENT YEAR	PREVIOUS YEAR (1)		
Total Operating Revenues	\$ 71,213,068	\$ 54,676,338	\$ 16,536,730	30.24
Thruway Operating Expenses				
Administrative and General	5,422,842	2,677,421	2,745,421	102.54
Engineering Services	621,964	706,020	(84,056)	(11.91)
Maintenance Engineering				
Thruway Maintenance	12,096,713	14,280,279	(2,183,566)	(15.29)
Equipment Maintenance	4,381,746	3,103,680	1,278,066	41.18
Finance and Accounts	554,049	315,928	238,121	75.37
Operations				
Traffic and Services	861,448	965,609	(104,161)	(10.79)
Toll Collection	(2,552,100)	(19,001,871)	16,449,771	(86.57)
General Charges Undistributed	116,265,441	76,176,014	40,089,427	52.63
Thruway Operating Expenses	137,652,103	79,223,080	58,429,023	73.75
State Police	7,806,173	6,940,559	865,614	12.47
Thruway and State Police Operating Expenses	145,458,276	86,163,639	59,294,637	68.82
Operating Income before Depreciation	(74,245,208)	(31,487,301)	(42,757,907)	135.79
Depreciation & Amortization	108,218,386	43,549,255	64,669,131	148.50
Operating Gain (Loss)	(182,463,594)	(75,036,556)	(107,427,038)	143.17
Non-Operating Revenue (Expenses)				
Federal and other reimbursements	2,015,648	984,041	1,031,607	104.83
Interest on Investments	148,090	269,502	(121,412)	(45.05)
Interest & Fee Expenses	(17,289,693)	11,174,930	(28,464,623)	-
Debt Issuance Costs	(84,783)	(65,378)	(19,405)	29.68
Disposal of Assets and Other	(25,738)	-	(25,738)	-
Net Non-Operating Revenue (Expenses)	(15,236,476)	12,363,095	(27,599,571)	-
Gain (Loss) before other Revenue, Expenses and Transfers	(197,700,070)	(62,673,461)	(135,026,609)	-
Capital Contributions - Thruway Stabilization	-	-	-	-
Capital Contributions - Federal & Other	925,241	(2,130,968)	3,056,209	143.42
Change in Net Position	(196,774,829)	(64,804,429)	(131,970,400)	-
Net Position, Beginning Balance	840,242,841	1,004,934,587	(164,691,746)	(16.39)
Net Position, Ending Balance	\$ 643,468,012	\$ 940,130,158	\$ (296,662,146)	(31.56)

(1) 2020 interest on investments with an original maturity of 90 days or less have been reclassified from Operating Revenues to Non-Operating Revenues.

STATEMENT OF REVENUES, EXPENSES AND CHANGES IN NET POSITION - YEAR-TO-DATE NEW YORK STATE THRUWAY AUTHORITY				MONTH December
				YEAR 2021
EXPENSES	YEAR-TO-DATE		AMOUNT OF CHANGE	% OF CHANGE
	CURRENT YEAR	PREVIOUS YEAR (1) (2)		
Total Operating Revenues	\$ 826,412,843	\$ 667,016,541	\$ 159,396,302	23.90
Thruway Operating Expenses				
Administrative and General	25,910,280	22,694,359	3,215,921	14.17
Engineering Services	6,447,566	5,787,033	660,533	11.41
Maintenance Engineering				
Thruway Maintenance	86,789,675	82,243,021	4,546,654	5.53
Equipment Maintenance	29,705,239	25,475,114	4,230,125	16.60
Finance and Accounts	6,181,370	6,641,579	(460,209)	(6.93)
Operations				
Traffic and Services	9,595,466	8,982,273	613,193	6.83
Toll Collection	74,838,623	65,461,064	9,377,559	14.33
General Charges Undistributed	205,407,491	185,779,661	19,627,830	10.57
Thruway Operating Expenses (3)	444,875,710	403,064,104	41,811,606	10.37
State Police	64,468,509	59,058,620	5,409,889	9.16
Thruway and State Police Operating Expenses	509,344,219	462,122,724	47,221,495	10.22
Operating Income before Depreciation	317,068,624	204,893,817	112,174,807	54.75
Depreciation & Amortization	410,234,719	355,788,218	54,446,501	15.30
Operating Gain (Loss)	(93,166,095)	(150,894,401)	57,728,306	(38.26)
Non-Operating Revenue (Expenses)				
Federal and other reimbursements	1,617,371	343,971	1,273,400	-
Interest on Investments (4)	1,324,815	7,616,364	(6,291,549)	(82.61)
Interest & Fee Expenses	(204,846,320)	(206,452,341)	1,606,021	(0.78)
Debt Issuance Costs	(2,397,027)	(817,277)	(1,579,750)	193.29
Disposal of Assets and Other	(327,514)	(61,756)	(265,758)	-
Net Non-Operating Revenue (Expenses)	(204,628,675)	(199,371,039)	(5,257,636)	2.64
Gain (Loss) before other Revenue, Expenses and Transfers	(297,794,770)	(350,265,440)	52,470,670	(14.98)
Capital Contributions - Thruway Stabilization	-	69,811,155	(69,811,155)	(100.00)
Capital Contributions - Federal & Other	1,132,624	(2,034,477)	3,167,101	155.67
Change in Net Position	(296,662,146)	(282,488,762)	(14,173,384)	5.02
Net Position, Beginning Balance	940,130,158	1,222,618,920	(282,488,762)	(23.11)
Net Position, Ending Balance	\$ 643,468,012	\$ 940,130,158	\$ (296,662,146)	(31.56)

(1) 2020 E-ZPass and Tolls by Mail Administration costs have been reclassified from General Charges Undistributed to Toll Collection.

(2) 2020 interest on investments with an original maturity of 90 days or less have been reclassified from Operating Revenues to Non-Operating Revenues.

(3) Note B, C, and D.

(4) Note A.

STATEMENT OF NET POSITION				AS OF
NEW YORK STATE THRUWAY AUTHORITY				December 31
				YEAR
				2021
	REVENUE FUND	OPERATING FUND	OAP OPERATING FUNDS	SENIOR DEBT SERVICE FUNDS
ASSETS				
Current and Non-Current Assets:				
Cash & cash equivalents	\$ 342,197,183	\$ 65,275,731	\$ 302,105	\$ 175,317,136
Investments	-	901,316	-	215,723,718
Interest receivable on investments	-	-	-	-
Accounts receivable, net	84,201,375	27,843,056	-	-
Due from other funds	9,500,000	9,599,412	-	-
Material and other inventory	-	22,400,554	-	-
Prepaid insurance and expenses	-	2,633,958	-	281,087
Total current and non-current assets	435,898,558	128,654,027	302,105	391,321,941
Capital Assets:				
Land & land improvements	-	-	-	-
Construction in progress	-	-	-	-
Thruway system	-	-	-	-
Equipment	-	-	-	-
Less: accumulated depreciation	-	-	-	-
Net capital assets	-	-	-	-
Total Assets	435,898,558	128,654,027	302,105	391,321,941
DEFERRED OUTFLOWS				
Loss on bond refundings	-	-	-	-
Asset Retirement Obligations	-	-	-	-
OPEB Resources	-	264,774,244	-	-
Pension Resources	-	119,584,407	-	-
Total Deferred Outflows	-	384,358,651	-	-
LIABILITIES				
Current Liabilities:				
Accounts payable and accrued expenses	143,931,929	53,170,260	-	-
Accrued wages and benefits	-	3,994,819	-	-
Due to other funds	-	-	-	-
Unearned revenue	134,995,858	-	-	-
Accrued interest payable	-	-	-	71,178,915
Current amount due on bonds, notes, loans	-	-	-	-
Total Current Liabilities	278,927,787	57,165,079	-	71,178,915
Long-Term Liabilities:				
Accounts payable and accrued expenses	-	1,424,657,830	-	-
Accrued wages and benefits	-	10,128,549	-	-
General revenue bonds, net of unamortized premiums	-	-	-	-
General revenue JIO, net of unamortized premiums (1)	-	-	-	-
Loans payable	-	-	-	-
Total Long-Term Liabilities	-	1,434,786,379	-	-
Total Liabilities	278,927,787	1,491,951,458	-	71,178,915
DEFERRED INFLOWS				
Gain on bond refundings	-	-	-	-
OPEB Resources	-	58,967,982	-	-
Pension Resources	-	139,563,046	-	-
Total Deferred Inflows	-	198,531,028	-	-
NET POSITION				
Total Net Position	\$ 156,970,771	\$ (1,177,469,808)	\$ 302,105	\$ 320,143,026

(1) JIO - Junior Indebtedness Obligation.

STATEMENT OF NET POSITION NEW YORK STATE THRUWAY AUTHORITY						AS OF	
						December 31	
						YEAR 2021	
CONSTRUCTION FUND	RESERVE MAINTENANCE FUND	JUNIOR INDEBTEDNESS FUND	FACILITIES CAPITAL IMPROVEMENT FUND	GENERAL RESERVE FUND	TOTAL 2021	TOTAL 2020	
\$ 333,761,557	\$ 92,720,670	\$ 24,073,034	\$ 9,695,920	\$ 44,134,832	\$ 1,087,478,168	\$ 952,154,830	
99,998,600	-	137,316,420	-	-	453,940,054	334,602,753	
-	-	587,175	-	-	587,175	1,755,931	
3,148,734	1,013,224	-	-	5,472,133	121,678,522	83,091,501	
-	-	-	2,821,892	-	21,921,304	63,298,895	
-	-	-	-	-	22,400,554	19,603,015	
120,334	377,096	2,275,825	1,518,170	63,783	7,270,253	8,090,961	
437,029,225	94,110,990	164,252,454	14,035,982	49,670,748	1,715,276,030	1,462,597,886	
819,120,481	-	-	-	-	819,120,481	816,596,779	
141,089,004	47,040,406	-	-	-	188,129,410	190,512,952	
11,485,939,802	576,297,872	-	-	-	12,062,237,674	11,872,729,319	
-	269,069,608	-	-	104,050	269,173,658	268,302,041	
(5,437,174,021)	(372,338,308)	-	-	(22,934)	(5,809,535,263)	(5,506,169,973)	
7,008,975,266	520,069,578	-	-	81,116	7,529,125,960	7,641,971,118	
7,446,004,491	614,180,568	164,252,454	14,035,982	49,751,864	9,244,401,990	9,104,569,004	
6,666,171	-	-	-	-	6,666,171	7,499,442	
-	2,800,000	-	-	-	2,800,000	3,200,000	
-	-	-	-	-	264,774,244	167,691,552	
-	-	-	-	-	119,584,407	104,529,154	
6,666,171	2,800,000	-	-	-	393,824,822	282,920,148	
38,894,185	788,416	-	3,243,427	17,839,781	257,867,998	219,923,898	
-	-	-	-	4,015	3,998,834	5,021,936	
4,897,213	9,463,451	-	-	7,560,640	21,921,304	63,298,895	
-	-	-	-	-	134,995,858	119,587,770	
-	-	53,702,675	-	-	124,881,590	125,339,527	
133,737,100	-	13,967,541	-	-	147,704,641	195,170,050	
177,528,498	10,251,867	67,670,216	3,243,427	25,404,436	691,370,225	728,342,076	
-	4,000,000	-	-	-	1,428,657,830	1,185,202,478	
-	-	-	-	-	10,128,549	141,295,249	
3,844,525,291	-	-	-	-	3,844,525,291	3,468,976,908	
-	-	2,797,294,796	-	-	2,797,294,796	2,811,262,338	
-	-	-	-	-	-	-	
3,844,525,291	4,000,000	2,797,294,796	-	-	8,080,606,466	7,606,736,973	
4,022,053,789	14,251,867	2,864,965,012	3,243,427	25,404,436	8,771,976,691	8,335,079,049	
24,251,081	-	-	-	-	24,251,081	19,625,502	
-	-	-	-	-	58,967,982	88,451,973	
-	-	-	-	-	139,563,046	4,202,470	
24,251,081	-	-	-	-	222,782,109	112,279,945	
\$ 3,406,365,792	\$ 602,728,701	\$ (2,700,712,558)	\$ 10,792,555	\$ 24,347,428	\$ 643,468,012	\$ 940,130,158	

STATEMENT OF CASH FLOWS - YEAR-TO-DATE NEW YORK STATE THRUWAY AUTHORITY			AS OF
			December 31
			YEAR 2021
	THRUWAY REVENUE & OPERATING FUNDS	OAP OPERATING FUNDS	SENIOR DEBT SERVICE FUNDS
OPERATING ACTIVITIES			
Cash received from toll collections	\$ 782,426,141	\$ -	\$ -
Cash received from concession sales	6,487,297	-	-
Cash received from fiber optic user fees	4,076,989	-	-
Other operating cash receipts	50,497,641	-	-
Personal service payments	(117,826,482)	-	-
Fringe benefits payments	(99,519,987)	-	-
Payments to administer E-ZPass and Tolls by Mail	(60,255,181)	-	-
Payments to NYS for Troop T Services	-	-	-
Payments to vendors and contractors	(54,636,256)	-	-
Net cash provided (used) by operating activities	511,250,162	-	-
NON-CAPITAL AND RELATED FINANCING ACTIVITIES			
Federal aid and other reimbursements	4,570,258	-	-
Transfers received from (to) other funds	(543,489,790)	-	245,146,501
Net cash transferred by non-capital financing activities	(538,919,532)	-	245,146,501
CAPITAL AND RELATED FINANCING ACTIVITIES			
Proceeds from issuance of debt	-	-	17,444,094
Federal, state and other capital contributions	-	-	-
Acquisition/construction of capital assets	-	-	-
Principal paid on capital debt	-	-	(105,725,000)
Interest and issuance costs paid on capital debt	-	-	(141,454,381)
Proceeds from sale of capital assets	-	-	-
Net cash provided (used) by capital and related financing activities	-	-	(229,735,287)
INVESTING ACTIVITIES			
Purchases of investments	(901,316)	-	(661,222,824)
Proceeds from sale and maturities of investments	1,346,159	-	643,779,669
Interest and dividends on cash equivalents and investments	92,889	-	147,578
Net cash provided (used) by investing activities	537,732	-	(17,295,577)
Net increase (decrease) in cash and cash equivalents	(27,131,638)	-	(1,884,363)
Cash and Equivalents Balance - January 1, 2021	434,604,552	302,105	177,201,499
Cash and Equivalents Balance - December 31, 2021	\$ 407,472,914	\$ 302,105	\$ 175,317,136

STATEMENT OF CASH FLOWS - YEAR-TO-DATE NEW YORK STATE THRUWAY AUTHORITY						AS OF	
						December 31	
						YEAR 2021	
CONSTRUCTION FUND	RESERVE MAINTENANCE FUND	JUNIOR INDEBTEDNESS FUND	FACILITIES CAPITAL IMPROVEMENT FUND	GENERAL RESERVE FUND	TOTAL 2021	TOTAL 2020	
\$ -	\$ -	\$ -	\$ -	\$ -	\$ 782,426,141	\$ 608,082,781	
-	-	-	-	-	6,487,297	5,966,496	
-	-	-	-	-	4,076,989	6,906,111	
-	-	-	-	-	50,497,641	38,013,155	
-	-	-	-	-	(117,826,482)	(140,048,052)	
-	-	-	-	-	(99,519,987)	(98,199,274)	
-	-	-	-	-	(60,255,181)	(41,833,155)	
-	-	-	-	(54,400,011)	(54,400,011)	(57,298,031)	
-	-	-	-	(2,514,629)	(57,150,885)	(49,029,264)	
-	-	-	-	(56,914,640)	454,335,522	272,560,767	
-	-	-	-	834,781	5,405,039	2,272,286	
(9,793,346)	149,661,784	40,102,126	7,061,084	111,311,641	-	-	
(9,793,346)	149,661,784	40,102,126	7,061,084	112,146,422	5,405,039	2,272,286	
631,001,600	-	-	-	-	648,445,694	586,718,425	
-	309,421	-	-	-	309,421	70,895,235	
(201,277,556)	(98,629,944)	-	(21,016,598)	(83,267)	(321,007,365)	(503,782,640)	
(125,570,000)	-	(830,000)	-	(50,000,000)	(282,125,000)	(100,945,000)	
(3,262,115)	-	(107,423,600)	-	(1,999,993)	(254,140,089)	(211,320,087)	
-	943,849	-	-	-	943,849	2,725	
300,891,929	(97,376,674)	(108,253,600)	(21,016,598)	(52,083,260)	(207,573,490)	(158,431,342)	
(99,988,567)	-	(203,248,923)	-	-	(965,361,630)	(827,981,462)	
-	-	201,163,815	-	-	846,289,643	698,255,740	
70,763	-	1,917,024	-	-	2,228,254	6,868,180	
(99,917,804)	-	(168,084)	-	-	(116,843,733)	(122,857,542)	
191,180,779	52,285,110	(68,319,558)	(13,955,514)	3,148,522	135,323,338	(6,455,831)	
142,580,778	40,435,560	92,392,592	23,651,434	40,986,310	952,154,830	958,610,661	
\$ 333,761,557	\$ 92,720,670	\$ 24,073,034	\$ 9,695,920	\$ 44,134,832	\$ 1,087,478,168	\$ 952,154,830	
Reconciliation of operating income (loss) to net cash provided (used) by operating activities:							
Operating income (loss)					\$ (93,166,095)	\$ (150,894,401)	
Depreciation expense					409,894,023	355,447,523	
Changes to:							
Receivables					(42,607,995)	(16,474,568)	
Inventories					(2,797,538)	525,659	
Prepaid insurances & expenses					542,396	(439,785)	
Accounts and other payables					305,513,805	195,353,201	
Accrued wages and benefits					(132,189,802)	91,602,322	
Unearned income					15,408,088	6,699,728	
Deferred Outflows					(112,137,945)	(170,934,477)	
Deferred Inflows					105,876,585	(38,324,435)	
Other					-	-	
Net cash provided by operating activities					\$ 454,335,522	\$ 272,560,767	

FUNDS AVAILABLE FOR TRANSFER - MONTH NEW YORK STATE THRUWAY AUTHORITY		MONTH December
		YEAR 2021
	PRESENT MONTH	
	CURRENT YEAR	PREVIOUS YEAR
TOLL REVENUE, CONCESSION REVENUE AND OTHER REVENUES	\$ 71,218,127	\$ 54,693,102
Adjustment to Cash Basis	262,038	378,570
Revenue Retained from 2019	-	-
Revenue Retained from 2020	23,904,866	36,930,262
Revenue Redistributed - Reserve Maintenance Fund	-	-
Revenue Redistributed - Stabilization Account	-	-
AVAILABLE REVENUE	95,385,031	92,001,934
Transfer to:		
Thruway Operating Fund (1)	33,145,934	13,827,844
Environmental Remediation Reserve	3,000,000	999,765
Debt Service - Senior General Revenue Bonds	20,369,453	20,127,158
Debt Service - Senior General Revenue Bonds - Defeasance	-	-
Reserve Maintenance Fund	6,111,046	47,650,407
Debt Service - General Revenue Junior Indebtedness Obligations	3,893,254	3,894,463
Debt Service - General Revenue Junior Indebtedness Obligations - Defeasance	-	-
General Reserve Fund	8,705,698	5,502,297
Revenue Retained - 2020	-	-
Revenue Retained - 2021	20,159,646	-
NET CASH REVENUES REMAINING		
AFTER TRANSFERS TO OTHER FUNDS	\$ -	\$ -

(1) The following amounts are excluded from the transfer of Thruway Revenues to the Thruway Operating Fund: 1) Claims and indemnity expense of \$167,841, which is funded via transfers to the Public Liability Claims Reserve; 2) Environmental Remediation expense of \$4,484,459, which is funded via transfers to the Environmental Remediation Reserve; 3) Pension expense of (\$10,531,998), reflecting the difference between the funds needed to provide for the Thruway's share of contributions to the New York State and Local Employees' Retirement System and the amount of expense required to be reported to comply with generally accepted accounting principles; and 4) Retiree Health Insurance expense of \$110,385,867, reflecting the difference between the funds needed to provide for the Thruway's share of premiums to the New York State Health Insurance Program and the amount of expense required to be recognized to comply with generally accepted accounting principles. Additional information regarding accounting and financial reporting for Pensions and Retiree Health Insurance is available in Notes C and D.

FUNDS AVAILABLE FOR TRANSFER - YEAR-TO-DATE NEW YORK STATE THRUWAY AUTHORITY		MONTH December
		YEAR 2021
	YEAR-TO-DATE	
	CURRENT YEAR	PREVIOUS YEAR
TOLL REVENUE, CONCESSION REVENUE AND OTHER REVENUES	\$ 826,505,731	\$ 668,473,227
Adjustment to Cash Basis	(25,794,009)	(5,787,889)
Revenue Retained from 2019	-	9,000,000
Revenue Retained from 2020	80,000,000	52,174,138
Revenue Redistributed - Reserve Maintenance Fund	-	81,627,099
Revenue Redistributed - Stabilization Account	-	32,224,285
AVAILABLE REVENUE	880,711,722	837,710,860
Transfer to:		
Thruway Operating Fund (1)	339,771,788	316,576,904
Environmental Remediation Reserve	6,500,000	1,999,765
Debt Service - Senior General Revenue Bonds	241,304,093	166,790,345
Debt Service - Senior General Revenue Bonds - Defeasance	-	16,552,464
Reserve Maintenance Fund	100,314,718	97,348,572
Debt Service - General Revenue Junior Indebtedness Obligations	46,696,975	23,130,960
Debt Service - General Revenue Junior Indebtedness Obligations - Defeasance	-	22,997,915
General Reserve Fund	116,124,148	60,139,797
Revenue Retained - 2020	-	132,174,138
Revenue Retained - 2021	30,000,000	-
NET CASH REVENUES REMAINING AFTER TRANSFERS TO OTHER FUNDS	\$ -	\$ -

(1) The following amounts are excluded from the transfer of Thruway Revenues to the Thruway Operating Fund: 1) Claims and indemnity expense of \$216,772, which is funded via transfers to the Public Liability Claims Reserve; 2) Environmental Remediation expense of \$5,012,847, which is funded via transfers to the Environmental Remediation Reserve; 3) Toll Periodic Retention Incentive expense of \$20,434, which is funded via transfers to the AET Transition Reserve; 4) Pension expense of (\$10,531,998), reflecting the difference between the funds needed to provide for the Thruway's share of contributions to the New York State and Local Employees' Retirement System and the amount of expense required to be reported to comply with generally accepted accounting principles; and 5) Retiree Health Insurance expense of \$110,385,867, reflecting the difference between the funds needed to provide for the Thruway's share of premiums to the New York State Health Insurance Program and the amount of expense required to be recognized to comply with generally accepted accounting principles. Additional information regarding accounting and financial reporting for Pensions and Retiree Health Insurance is available in Notes C and D.

DEBT SERVICE NEW YORK STATE THRUWAY AUTHORITY					AS OF December
					YEAR 2021
BONDS & NOTES	OUTSTANDING	CURRENT YEAR ACCRUAL REQUIREMENTS	CURRENT MONTH ACCRUALS	ACCRUALS YEAR TO DATE	PAYMENTS YEAR TO DATE
GENERAL REVENUE BONDS (1)					
Principal					
Series I	\$ 26,810,000	\$ 26,810,000	\$ 2,234,167	\$ 26,810,000	\$ 151,130,000
Series J	593,140,000	16,145,000	1,345,417	16,145,000	15,355,000
Series K	686,810,000	28,040,000	2,336,667	28,040,000	26,760,000
Series L	492,215,000	33,010,000	2,750,833	33,010,000	38,050,000
Series M	857,625,000	-	-	-	-
Series N	450,000,000	-	-	-	-
Series O	549,480,000	-	-	-	-
Total Principal	3,656,080,000	104,005,000	8,667,084	104,005,000	231,295,000
Interest					
Series I	January 1 & July 1	5,364,517	109,633	5,364,517	8,688,645
Series J	January 1 & July 1	28,608,950	2,384,079	28,608,950	28,992,825
Series K	January 1 & July 1	33,829,788	2,819,149	33,829,788	34,478,488
Series L	January 1 & July 1	23,516,763	1,959,731	23,516,763	24,443,187
Series M	January 1 & July 1	26,266,236	2,188,853	26,266,236	26,266,236
Series N	January 1 & July 1	18,585,000	1,548,750	18,585,000	18,585,000
Series O	January 1 & July 1	5,117,747	1,705,916	5,117,747	-
Total Interest		141,289,001	12,716,111	141,289,001	141,454,381
TOTAL GENERAL					
REVENUE BONDS	\$ 3,656,080,000	\$ 245,294,001	\$ 21,383,195	\$ 245,294,001	\$ 372,749,381
GENERAL REVENUE JUNIOR INDEBTEDNESS OBLIGATIONS					
Principal					
Series 2016A	\$ 849,750,000	\$ 250,000	\$ 20,833	\$ 250,000	\$ 250,000
Series 2019B	1,692,665,000	1,090,000	90,833	1,090,000	580,000
Total Principal	2,542,415,000	1,340,000	111,666	1,340,000	830,000
Interest					
Series 2016A	January 1 & July 1	40,942,250	3,448,940	40,942,250	40,946,000
Series 2019B	January 1 & July 1	66,463,100	5,538,592	66,463,100	66,477,600
Total Interest		107,405,350	8,987,532	107,405,350	107,423,600
TOTAL GENERAL REVENUE JUNIOR INDEBTEDNESS OBLIGATIONS 2016A & 2019B					
	\$ 2,542,415,000	\$ 108,745,350	\$ 9,099,198	\$ 108,745,350	\$ 108,253,600
GENERAL REVENUE SUBORDINATED INDEBTEDNESS (1)					
Principal					
JPMC Revolving Credit Agreement	\$ -	\$ -	\$ -	\$ -	\$ 50,000,000
Total Principal	\$ -	\$ -	\$ -	\$ -	\$ 50,000,000
Interest					
JPMC Revolving Credit Agreement	\$ -	\$ -	\$ -	\$ -	\$ 728,125
Total Interest	\$ -	\$ -	\$ -	\$ -	\$ 728,125
(1) Note E.					

COMPARATIVE SUMMARY STATEMENT OF DEPARTMENT OPERATING EXPENSES AND BUDGET NEW YORK STATE THRUWAY AUTHORITY					MONTH December
					YEAR 2021
DEPARTMENT OR OFFICE	EXPENSE		ANNUAL BUDGETED AMOUNT (1)	ANNUAL BUDGETED BALANCE	% OF YEAR TO DATE EXPENSE TO ANNUAL BUDGET (2)
	CURRENT MONTH	YEAR TO DATE			
BOARD AND EXECUTIVE	\$ 318,056	\$ 3,142,054	\$ 3,318,872	\$ 176,818	94.67
MEDIA RELATIONS & COMMUNICATIONS	54,809	528,610	542,466	13,856	97.45
LEGAL	212,467	2,256,796	2,498,874	242,078	90.31
AUDIT & MANAGEMENT SERVICES	64,299	756,786	800,632	43,846	94.52
ADMINISTRATIVE SERVICES	481,557	4,802,972	5,385,685	582,713	89.18
INFORMATION TECHNOLOGY	4,291,654	14,423,062	21,971,586	7,548,524	65.64
ENGINEERING SERVICES	621,964	6,447,566	6,229,267	(218,299)	103.50 (3)
MAINTENANCE ENGINEERING					93.72
Thruway Maintenance	12,096,713	86,789,675	93,733,896	6,944,221	92.59
Equipment Maintenance	4,381,746	29,705,239	30,568,466	863,227	97.18
FINANCE AND ACCOUNTS	554,049	6,181,370	6,267,118	85,748	98.63
OPERATIONS					95.22
Traffic and Services	861,448	9,595,466	9,955,772	360,306	96.38
Toll Collection	(2,552,100)	74,838,623	78,714,587	3,875,964	95.08
SUBTOTAL	21,386,662	239,468,219	259,987,221	20,519,002	92.11
GENERAL CHARGES					
UNDISTRIBUTED	16,411,572	105,553,622	105,165,092	(388,530)	100.37
TOTAL DEPARTMENTAL EXPENSES (4)	37,798,234	345,021,841	365,152,313	20,130,472	94.49
ADJUSTMENT FOR CLAIMS, ENVIRONMENTAL REMEDIATION & OTHER PROVISIONS	(1,652,300)	1,249,947	-	(1,249,947)	-
TOTAL FUNDED THRUWAY OPERATING EXPENSES AND PROVISIONS	36,145,934	346,271,788	<u>\$ 365,152,313</u>	<u>\$ 18,880,525</u>	94.83
UNFUNDED RETIREE HEALTH INSURANCE (4) (5)	110,385,867	110,385,867			
PENSION ADJUSTMENT (4) (6)	(10,531,998)	(10,531,998)			
TOTAL THRUWAY OPERATING EXPENSES AND PROVISIONS	<u>\$135,999,803</u>	<u>\$ 446,125,657</u>			
(1) Total Annual Budgeted Amount includes Resolutions through Board Meeting Number 752 held on January 31, 2022. (2) Normal Expense Percentage through this month is 100%. (3) Note F. (4) Total Thruway Operating Expenses on pages 3 and 4 consist of Total Departmental Expenses, Unfunded Retiree Health Insurance and Pension Expense Adjustment. (5) Note D. (6) Note C.					

CAPITAL PROGRAM SUMMARY NEW YORK STATE THRUWAY AUTHORITY					MONTH December
					YEAR 2021
Funded From	Reserve Maintenance Fund	General Reserve Fund	Facilities Capital Improvement & JIF Funds ⁽¹⁾	Construction Fund ⁽³⁾	Summary Totals
	Capital Projects and Equipment	State Police	Governor Mario M. Cuomo Bridge ⁽²⁾	Capital Projects	
Beginning Balances	\$ 40,435,560	\$ 40,986,310	\$ 251,021,470	\$ 142,580,778	\$ 475,024,118
Receipts					
Provisions ⁽⁴⁾	\$ 100,314,718	\$ 116,124,148	\$ 46,698,182	N/A	\$ 263,137,048
Loan Proceeds and Payments	-	(50,000,000)	-	-	(50,000,000)
Net Proceeds from Bond Issuance	-	-	-	502,496,881	502,496,881
Auction/Settlement Proceeds	943,850	N/A	N/A	-	943,850
Interest Earnings	N/A	N/A	1,002,136	80,798	1,082,934
Federal and Other Aid	1,132,624	1,617,371	-	-	2,749,995
Total	\$ 102,391,192	\$ 67,741,519	\$ 47,700,318	\$ 502,577,679	\$ 720,410,708
Capital Expenditures					
January	\$ 872,399	\$ -	\$ 1,079,867	\$ 22,649,249	\$ 24,601,515
February	1,778,156	-	1,623,004	11,299,061	14,700,221
March	1,958,882	-	3,863,743	1,778,720	7,601,345
April	1,574,085	-	2,358,768	18,949,167	22,882,020
May	1,415,074	-	1,013,181	11,342,674	13,770,929
June	1,781,950	-	3,520,531	16,029,863	21,332,344
July	2,321,638	-	1,390,939	26,022,033	29,734,610
August	39,443,634	-	227,875	165,667	39,837,176
September	18,210,474	83,267	1,912,825	(491,589)	19,714,977
October	23,235,076	-	2,193,988	13,371,265	38,800,329
November	(5,162,291)	23,592	201,032	26,033,473	21,095,806
December	5,382,554	-	1,410,049	43,054,542	49,847,145
Subtotal	\$ 92,811,631	\$ 106,859	\$ 20,795,802	\$ 190,204,125	\$ 303,918,417
State Police Operating Expense	N/A	64,468,509	N/A	N/A	64,468,509
Interest Expense	N/A	1,549,653	94,773,137	N/A	96,322,790
Total	\$ 92,811,631	\$ 66,125,021	\$ 115,568,939	\$ 190,204,125	\$ 464,709,716
Adjustments to Cash Basis					
Transfers to and from other funds	\$ 50,066,784	\$ (9,388,269)	\$ (543,717)	\$ (9,635,622)	\$ 30,499,176
Change in Receivables and Payables	(7,361,235)	10,920,293	(11,523,758)	(11,558,553)	(19,523,253)
Total	\$ 42,705,549	\$ 1,532,024	\$ (12,067,475)	\$ (21,194,175)	\$ 10,975,923
Ending Balances	\$ 92,720,670	\$ 44,134,832	\$ 171,085,374	\$ 433,760,157	\$ 741,701,033
Budgeted					
Provisions	\$ 125,079,916	\$ 115,456,194	\$ -	N/A	\$ 240,536,110
Expenditures	\$ 125,049,916	\$ 30,000	\$ 30,000,000	\$ 162,100,137	\$ 317,180,053

(1) The Facilities Capital Improvement Fund and Junior Indebtedness Fund (JIF) includes funds to pay Governor Mario M. Cuomo Bridge project costs; to pay interest on the General Revenue Junior Indebtedness Obligation, Series 2019B; and to satisfy a debt service reserve requirement on General Revenue Junior Indebtedness Obligations, Series 2016A.

(2) Governor Mario M. Cuomo Bridge detailed on page 14.

(3) The Construction Fund is used to account for proceeds from the issuance of General Revenue Bonds. It includes funds to pay Capital Program costs, as well as interest and issuance costs on the General Revenue Bonds, Series O.

(4) See Page 10.

GOVERNOR MARIO M. CUOMO BRIDGE

New York State Thruway Authority

MONTH

December

YEAR

2021

Monthly**Year-to-Date****Life-to-Date****Funding Sources:**

Thruway Revenues	\$ 1,410,049	\$ 14,235,157	\$ 115,223,146
Debt Proceeds	-	6,559,169	2,492,259,475
State of New York	-	-	1,200,000,000
NYSDOT	-	-	33,157,570
MTA	-	-	35,511,512
Other	-	-	1,561,452
Total Funding Sources	<u>\$ 1,410,049</u>	<u>\$ 20,794,326</u>	<u>\$ 3,877,713,155</u>

Expenditures: (1)

Pre-Design-Build	<u>\$ -</u>	<u>\$ -</u>	<u>\$ 152,801,305</u>
------------------	-------------	-------------	-----------------------

Design-Build:

Design-Build Contract	\$ (1,042,612)	\$ 98,525	\$ 3,446,457,071
Construction Contracts	235,099	5,935,074	51,873,503
Engineering Agreements	1,568,658	10,529,771	158,680,702
Financial & Legal Agreements	-	-	4,830,235
Governmental Support Services	-	-	4,368,858
Community Benefit	428,802	1,123,909	9,724,598
Thruway Staff	184,323	2,792,542	45,290,817
Real Property Acquisitions	-	-	2,601,280
Other	<u>35,779</u>	<u>314,505</u>	<u>1,084,786</u>
Total Design-Build	<u>\$ 1,410,049</u>	<u>\$ 20,794,326</u>	<u>\$ 3,724,911,850</u>
Total Expenditures	<u>\$ 1,410,049</u>	<u>\$ 20,794,326</u>	<u>\$ 3,877,713,155</u>

(1) Capitalized interest costs and costs associated with work performed, but not yet paid for, are excluded from this page.

GROSS SALES OF RESTAURANTS (1)										Month	December
NEW YORK STATE THRUWAY AUTHORITY										Year	2021
GROSS SALES (Subject to audit of operator's records)											
Service Area	CURRENT MONTH			YEAR-TO-DATE							
	Current Year	Previous Year	% of Change	Current Year	Previous Year	Amount of Change	% of Change				
EMPIRE STATE THRUWAY PARTNERSHIP/HMSHOST CORPORATION											
Ardsey	\$ -	\$ 87,894	(100.00)	\$ 761,733	\$ 1,330,176	\$ (568,443)	(42.73)				
Sloatsburg	379,898	277,179	37.06	4,902,464	4,135,927	766,537	18.53				
Plattekill	-	272,955	(100.00)	2,686,891	3,892,748	(1,205,857)	(30.98)				
Ulster	425,999	175,966	142.09	4,143,142	2,605,033	1,538,109	59.04				
New Baltimore	-	256,621	(100.00)	2,543,677	4,104,930	(1,561,253)	(38.03)				
Pattersonville	305,809	155,603	96.53	4,283,831	2,629,882	1,653,949	62.89				
Indian Castle	-	104,107	(100.00)	1,158,824	1,663,282	(504,458)	(30.33)				
Iroquois	-	176,969	(100.00)	1,442,386	2,125,283	(682,897)	(32.13)				
Oneida	249,578	118,359	110.87	3,024,690	1,957,645	1,067,045	54.51				
Chittenango	-	106,845	(100.00)	1,097,910	1,655,569	(557,659)	(33.68)				
Junius Ponds	-	55,731	(100.00)	1,010,644	1,535,981	(525,337)	(34.20)				
Clifton Springs	-	157,483	(100.00)	1,575,237	2,598,131	(1,022,894)	(39.37)				
TOTAL SALES	\$ 1,361,284	(2)	\$ 1,945,712	(2)	(30.04)	\$ 28,631,429	(2)	\$ 30,234,587	(2)	\$ (1,603,158)	(5.30)
REVENUES	\$ -	(2)	\$ -	(2)	(100.00)	\$ -	(2)	\$ 787,589	(2)	\$ (787,589)	(100.00)
EMPIRE STATE THRUWAY PARTNERSHIP/DELAWARE NORTH CORPORATION											
Seneca	\$ 174,714	\$ 79,051	121.01	\$ 1,827,826	\$ 1,234,473	\$ 593,353	48.07				
Scottsville	261,291	96,640	170.38	2,399,812	1,519,913	879,899	57.89				
Pembroke	-	135,276	(100.00)	1,320,933	2,100,794	(779,861)	(37.12)				
Clarence	-	79,046	(100.00)	649,575	1,228,032	(578,457)	(47.10)				
TOTAL SALES	\$ 436,005	\$ 390,013	11.79	\$ 6,198,146	(3)	\$ 6,083,212	\$ 114,934	1.89			
REVENUES	\$ -	\$ 37,051	(100.00)	\$ 351,278	(3)	\$ 577,905	\$ (226,627)	(39.22)			
McDONALD'S CORPORATION											
Ramapo	\$ 326,588	\$ 303,897	7.47	\$ 4,494,493	\$ 3,563,413	\$ 931,080	26.13				
Modena	408,915	297,172	37.60	5,761,228	4,288,703	1,472,525	34.33				
Malden	335,297	247,710	35.36	4,857,758	3,299,297	1,558,461	47.24				
Guilderland	173,170	113,610	52.42	2,349,707	1,648,325	701,382	42.55				
Mohawk	233,560	120,384	94.01	2,882,318	1,728,833	1,153,485	66.72				
Schuyler	263,553	83,313	216.34	2,642,182	1,201,903	1,440,279	119.83				
DeWitt	138,982	80,888	71.82	1,934,617	1,184,018	750,599	63.39				
Warners	312,197	167,436	86.46	4,036,127	2,581,982	1,454,145	56.32				
Port Byron	300,358	137,427	118.56	3,610,934	2,111,192	1,499,742	71.04				
Ontario	221,564	118,890	86.36	2,891,011	1,788,551	1,102,460	61.64				
Angola	478,219	244,179	95.85	6,384,432	3,742,965	2,641,467	70.57				
TOTAL SALES	\$ 3,192,401	\$ 1,914,905	66.71	\$ 41,844,805	\$ 27,139,182	\$ 14,705,625	54.19				
REVENUES	\$ 234,245	(4)	\$ 1,837,447	(4)	(87.25)	\$ 2,553,390	(4)	\$ 3,350,438	(4)	\$ (797,048)	(23.79)
GRAND TOTALS											
SALES	\$ 4,989,690	\$ 4,250,630	17.39	\$ 76,674,380	\$ 63,456,981	\$ 13,217,401	20.83				
REVENUES	\$ 234,245	(2)(4)	\$ 1,874,499	(2)(4)	(87.50)	\$ 2,904,667	(2)(3)(4)	\$ 4,715,932	(2)(4)	\$ (1,811,264)	(38.41)
(1) Note G.											
(2) Effective January 1, 2020 the Authority agreed to reduce HMS Host's rental rate from 12.0% to 8.5% of gross sales, and effective April 1, 2020 the Authority suspended HMS Host's obligation to pay rent through May 2021. Also, previously invoiced amounts for June and July 2021 were waived when the threshold was met for such a waiver as prescribed by Amendment #4 of the HMS Host Agreement. Per the amendment, if monthly sales were less than 70% of sales for the comparable portion of the 2019 lease year, and such reduction extended for more than one month, the Authority was required to grant the operator a waiver of rental for such a time period.											
(3) Includes adjustment for July 2021 as reported by Delaware North.											
(4) The minimum annual rent in the McDonald's lease agreement for the years ending December 31, 2021 and 2020 was \$3,350,904. McDonald's is entitled to relief from the minimum rent provisions in their lease agreement when traffic volume on the Thruway System decreases by more than 10%. As a result of COVID-19 travel restrictions, traffic volume in 2020 decreased by 23.8% compared to 2019, resulting in a credit of (\$797,515) applied in 2021.											

GALLONS OF MOTOR FUEL DELIVERED TO GAS STATIONS(1)										Month	December
NEW YORK STATE THRUWAY AUTHORITY										Year	2021
GALLONS OF MOTOR FUEL (Subject to audit of operator's records)											
Service Area	CURRENT MONTH					YEAR-TO-DATE					
	Current Year		Previous Year		% of Change	Current Year		Previous Year		Amount of Change	% of Change
SUNOCO, INC.											
Ardasley	56,537		96,712		(41.54)	900,724		1,209,277		(308,553)	(25.52)
Ramapo	178,425		187,106		(4.64)	2,298,720		2,214,168		84,552	3.82
Sloatsburg	176,428		191,211		(7.73)	2,367,029		2,319,534		47,495	2.05
Modena	168,952		162,722		3.83	2,175,995		2,172,593		3,402	0.16
Plattekill	131,495		182,807		(28.07)	2,134,053		2,337,591		(203,538)	(8.71)
Ulster	192,875		149,444		29.06	1,955,451		2,172,154		(216,703)	(9.98)
Oneida	150,384		94,835		58.57	1,798,277		1,503,409		294,868	19.61
Chittenango	59,444		128,507		(53.74)	1,587,562		1,838,703		(251,141)	(13.66)
DeWitt	75,328		60,247		25.03	1,052,464		974,584		77,880	7.99
Junius Ponds	80,053		122,454		(34.63)	1,640,805		1,753,699		(112,894)	(6.44)
Clifton Springs	95,348		137,367		(30.59)	1,757,594		1,878,492		(120,898)	(6.44)
Ontario	126,199		97,986		28.79	1,520,520		1,403,375		117,145	8.35
Pembroke	108,757		140,865		(22.79)	1,901,557		2,000,444		(98,887)	(4.94)
Clarence	121,041		30,185		301.00	1,716,622		1,567,795		148,827	9.49
Angola E	168,459		92,204		82.70	1,908,773		1,647,906		260,867	15.83
Angola W	140,659		112,951		24.53	1,624,331		1,447,660		176,671	12.20
TOTAL GALLONS	2,030,384	(2)	1,987,603	(3)	2.15	28,340,477	(2)	28,441,384	(3)	(100,907)	(0.35)
REVENUES	\$ 55,419		\$ -	(3)	(100.00)	\$ 774,149		\$ 823,408	(3)	\$ (49,259)	(5.98)
DUNNE-MANNING, INC.											
Malden	223,997		142,345		57.36	2,550,376		1,919,127		631,249	32.89
New Baltimore	165,655		186,501		(11.18)	2,742,695		2,806,868		(64,173)	(2.29)
Guilderland	131,498		85,900		53.08	1,812,702		1,280,604		532,098	41.55
Pattersonville	200,499		132,129		51.74	2,649,883		1,940,521		709,362	36.56
Mohawk	158,999		86,898		82.97	1,902,645		1,267,698		634,947	50.09
Indian Castle	83,099		108,699		(23.55)	1,546,933		1,495,593		51,340	3.43
Iroquois	91,952		102,064		(9.91)	1,622,128		1,538,994		83,134	5.40
Schuyler	163,002		69,499		134.54	1,620,798		909,896		710,902	78.13
Warners	233,088		119,354		95.29	2,653,687		1,757,992		895,695	50.95
Port Byron	183,071		93,100		96.64	2,038,908		1,397,997		640,911	45.84
Seneca	156,300		94,850		64.79	1,850,969		1,586,004		264,965	16.71
Scottsville	175,286		81,900		114.02	1,925,864		1,241,850		684,014	55.08
TOTAL GALLONS	1,966,446	(2)	1,303,239		50.89	24,917,588	(2)	19,143,144		5,774,444	30.16
NON-FUEL REVENUE	\$ 7,411		\$ 5,809		27.58	\$ 92,803		\$ 72,481		\$ 20,322	28.04
REVENUES	\$ 93,375		\$ 62,211		50.09	\$ 1,965,200	(5)	\$ 1,148,332	(4)	\$ 816,868	71.14
GRAND TOTALS											
GALLONS	3,996,830	(2)	3,290,842	(3)	21.45	53,258,065	(2)	47,584,528	(3)	5,673,537	11.92
REVENUES	\$ 156,204		\$ 68,020	(3)	129.64	\$ 2,832,154	(5)	\$ 2,044,222	(3)(4)	\$ 787,931	38.54
(1) Gallons delivered were negatively impacted with the start of the COVID-19 pandemic in March 2020. The degree to which COVID-19 has negatively impacted gallons delivered has varied depending on the severity of travel restrictions and stay at home orders.											
(2) The closure of certain service area restaurant locations has negatively impacted gallons delivered to the gas stations at those locations. See Note G for additional information.											
(3) In April 2020 and November 2020, Sunoco overreported gallons of fuel delivered by 768,492 gallons and 1,859,580 gallons, respectively. Year to date gallons were adjusted by 2,628,072 gallons. The revenue adjustment was applied to December 2020. The revenue generated in December 2020 was \$57,050.											
(4) Includes additional revenue in the amount of \$245,954 to meet the Guaranteed Minimum Annual rent for Lease Year ending March 31, 2020.											
(5) Includes additional revenue in the amount of \$778,835 to meet the Guaranteed Minimum Annual rent for Lease Year ending March 31, 2021.											

NOTES TO FINANCIAL REPORT
NEW YORK STATE THRUWAY AUTHORITY

MONTH
December
YEAR
2021

NOTE A - TOTAL REVENUES (pages 1, 2, & 4):

Total revenues for the month are \$71,213,068, an increase of \$16,536,730 or 30.24%. Toll revenues for the month are \$62,843,562, an increase of \$15,909,086 or 33.90%. Higher traffic levels in December 2021 compared to December 2020, when travel restrictions were in place to control COVID-19, are the primary reason for the increase.

Total revenues year-to-date are \$826,412,843, an increase of \$159,396,302 or 23.90%. Toll revenues year-to-date are \$760,269,169, an increase of \$144,976,022 or 23.56%. Year-to-date passenger revenues increased \$86,779,692 or 27.32% and commercial revenues increased \$58,196,330 or 19.55%. The increase in both passenger and commercial revenues is primarily due to higher traffic related to COVID-19 travel restrictions being rescinded in 2021. Toll adjustments implemented in January 2021 for commercial traffic using the Governor Mario M. Cuomo Bridge and system-wide for out of state E-ZPass customers and Tolls by Mail customers also contributed to the increase in toll revenues.

In November 2020 the Authority completed its conversion of the entire Thruway System to cashless tolling by implementing cashless tolling on the mainline from Woodbury to Buffalo and the Erie Section. Cashless tolling collects tolls at highway speed using E-ZPass and Tolls by Mail. For customers without E-ZPass, the system determines the vehicle's class and bills the registered owner of the vehicle.

Year-to-date interest earnings are \$1,324,815, a decrease of \$6,291,549 or 82.61%. The decrease is due to a combination of lower interest rates and less cash invested in 2021 as compared to 2020.

NOTE B - TOTAL DEPARTMENTAL OPERATING EXPENSES (page 4):

For the year, Departmental Operating Expenses are \$444,875,710, an increase of \$41,811,606 or 10.37% compared to 2020.

A summary of changes in Departmental Operating Expenses is as follows:

Personal Services Summary:

Personal Services	\$ (21,511,428)
Allocations	1,297,566
Fringe Benefits:	
Health Insurance - Funded	(319,054)
Health Insurance - Unfunded	52,486,538
Social Security	(1,622,161)
Pensions - Funded	1,155,752
Pensions - Unfunded	(35,503,823)
Employee Benefit Fund	(448,231)
Survivors' Benefits	24,000
Workers' Compensation	(1,739,028)
Unemployment Insurance	(2,905,829)
Total Decrease Personal Services	<u>\$ (9,085,698)</u>

Non-Personal Services Summary:

Tolls by Mail Administration	18,489,737
E-ZPass Administration	15,071,192
Reimbursement for Environmental Remediation	4,761,582
Environmental Remediation	3,013,081
Highway and Bridge Maintenance	2,629,684
Fiber Optic Maintenance	2,139,098
Snow and Ice Control	2,083,359
Fuel	1,056,455
Automotive Supplies	1,002,701
Maintenance and Repairs to Equipment	697,429
Obsolete Inventory	619,391
Claims and Indemnity	613,234
Provision for Doubtful A/R	600,000
Electric	347,913
Insurance Premium & Surety Bond	319,559
Rentals	255,687
Property Damage Repairs	219,996
Special Contracts	213,437
Clothing Supplies	165,983
Reimbursement from NYPA Operating	160,000
Software Services & Subscriptions	148,693

NOTES TO FINANCIAL REPORT
NEW YORK STATE THRUWAY AUTHORITY

MONTH
December
YEAR
2021

NOTE B - TOTAL DEPARTMENTAL OPERATING EXPENSES (page 4) : (continued)

Perishable Tools	138,611
Maintenance Supplies	130,389
Water	(114,852)
Heating Fuel	(117,049)
Professional Fees	(127,567)
Telephone	(275,425)
Special Events	(296,221)
Vacation Leave	(526,400)
Building Maintenance	(654,681)
Federal Funding	(1,565,014)
Other Maintenance and Operating individually <\$100,000	(302,698)
Total Increase Non-Personal Services	<u>\$ 50,897,304</u>
Total Increase	<u>\$ 41,811,606</u>

A comparison of General Charges Undistributed for the year is as follows:

	YTD 2021	YTD 2020	CHANGE
Pensions - Funded	\$ 22,462,000	\$ 21,306,248	\$ 1,155,752
Pensions - Unfunded	(10,531,998)	24,972,996	(35,504,994)
Total Pension Expense (Note C)	<u>11,930,002</u>	<u>46,279,244</u>	<u>(34,349,242)</u>
Health Insurance - Retirees - Funded	33,718,486	30,482,000	3,236,486
Health Insurance - Retirees - Unfunded	<u>110,385,867</u>	<u>57,899,329</u>	<u>52,486,538</u>
Total Retiree Health Insurance Expense (Note D)	<u>144,104,353</u>	<u>88,381,329</u>	<u>55,723,024</u>
Health Insurance - Active Employees	24,155,800	27,711,340	(3,555,540)
Employee Benefit Fund	5,410,419	5,858,650	(448,231)
Social Security	9,423,743	11,045,904	(1,622,161)
Compensation Insurance	7,160,146	8,899,174	(1,739,028)
Unemployment Insurance	(1,437,058)	1,468,771	(2,905,829)
Survivor's Benefits	159,000	135,000	24,000
Benefits Allocated to Other Funds	(9,547,086)	(9,180,349)	(366,737)
Insurance Premiums	3,903,606	3,584,047	319,559
Claims and Indemnity Expense	216,772	(396,462)	613,234
Reimbursement to Civil Service	466,911	450,549	16,362
Professional Services	733,720	1,243,354	(509,634)
Environmental Expense	470,958	374,481	96,477
Net Remediation Expense	5,016,928	(2,757,735)	7,774,663
Reimbursement from NYPA	(86,000)	(246,000)	160,000
Employees Vacation Expense	64,600	591,000	(526,400)
Inventory Obsolescence	942,298	322,907	619,391
Prov for Doubtful AR	960,000	360,000	600,000
Other	1,358,379	1,654,457	(296,078)
Totals	<u>\$ 205,407,491</u>	<u>\$ 185,779,661</u>	<u>\$ 19,627,830</u>

NOTES TO FINANCIAL REPORT
NEW YORK STATE THRUWAY AUTHORITY

MONTH
December
YEAR
2021

NOTE C - PENSIONS (pages 4 & 12):

The Authority's financial results comply with Government Accounting Standards Board Statement 68 (GASB 68) "Accounting and Financial Reporting for Pensions" and GASB 71, "Pension Transition for Contributions Made Subsequent to the Measurement Date."

GASB 68 and 71 establish accounting and financial reporting standards for pensions provided to Thruway Authority employees via the New York State and Local Employees' Retirement System (NYSLRS). These accounting standards require the net pension liability for the entire NYSLRS to be measured as a portion of the present value of projected payments to be provided through the pension plan to current active and inactive employees that is attributed to those employees' past periods of service (total pension liability), less the amount of the pension plan's fiduciary net position. A proportionate share of this net pension liability is then allocated to the Thruway Authority based on Thruway Authority's pensionable wages in comparison to the NYSLRS's total pensionable wages.

To comply with GASB 68 and 71, our financial statements include an adjustment to reflect the difference between the amount of revenues set aside to fund contributions to NYSLRS and the expense reported to comply with GASB 68 and 71.

	<u>YTD 2021</u>	<u>YTD 2020</u>
Revenues set aside for the annual required contribution for pensions	\$ 22,462,000	\$ 21,306,248
Adjustment to pension expense to comply with GASB 68 & 71	<u>(10,531,998)</u>	<u>24,972,996</u>
YTD Pension Expense	<u>\$ 11,930,002</u>	<u>\$ 46,279,244</u>

NOTE D - RETIREE HEALTH INSURANCE (pages 4 & 12):

The Authority's financial results comply with Government Accounting Standards Board Statement 75 (GASB 75) "Accounting and Financial Reporting for Postemployment Benefits Other Than Pensions." GASB 75 establishes accounting and reporting standards for "other post-employment benefits" offered by state and local governments. Other post-employment benefits (OPEB) are employee benefits other than pensions that are received after employment ends. OPEB benefits provided by the Authority consist of medical and prescription drug benefits provided via the New York State Health Insurance Program (NYSHIP).

The Authority is required to fund payments to NYSHIP to provide health insurance coverage, in the current year, for our current retirees. To comply with GASB 75, our financial statements include an adjustment to reflect the difference between the amount paid to NYSHIP for retiree health insurance coverage and the expense reported to comply with GASB 75.

	<u>YTD 2021</u>	<u>YTD 2020</u>
Actual NYSHIP Contributions	\$ 33,718,486	\$ 30,482,000
Adjustment to comply with GASB 75	<u>110,385,867</u>	<u>57,899,329</u>
YTD OPEB Expense	<u>\$ 144,104,353</u>	<u>\$ 88,381,329</u>

<p style="text-align: center;">NOTES TO FINANCIAL REPORT NEW YORK STATE THRUWAY AUTHORITY</p>	<p>MONTH December</p> <p>YEAR 2021</p>
<p>NOTE E - DEBT ISSUANCES (page 11):</p> <p>In June 2020, the Authority entered into a Revolving Credit Agreement with JP Morgan Chase that provided the Authority with a revolving credit line of up to \$125 million through June 10, 2021. On June 11, 2020 the Authority drew \$50 million of tax-exempt proceeds from this line of credit. These proceeds were used to partially fund an escrow to defease a portion of General Revenue Bond interest due on July 1, 2020 and to pay closing costs of the Revolving Credit Agreement. The Revolving Credit Agreement was amended in June 2021 extending the expiration date by 120 days, from June 11, 2021 to October 8, 2021 and converting the interest rate from a variable rate to a fixed rate. The credit commitment under the Revolving Credit Agreement expired on June 11, 2021 and was not renewed. On August 11, 2021 the Authority repaid the loan in full.</p> <p>In October 2020, the Authority entered into a Noteholder's Agreement with the Royal Bank of Canada (RBC) that provides the Authority with the ability to sell short term notes to RBC in amounts not to exceed \$100 million in combined notes outstanding. Under the terms of the Noteholder's Agreement, the RBC commitment to purchase notes extends through October 12, 2022. The Authority has not sold notes or drawn on proceeds from the sale of notes to date, and the full \$100 million remains available under this commitment.</p> <p>On October 7, 2021, the Authority issued General Revenue Bonds, Series O, which generated proceeds of \$648.4 million. These proceeds were used to (i) fund a portion of the Authority's Multi-Year Capital Program, (ii) make a deposit to the Senior Debt Service Reserve Fund, (iii) fund capitalized interest on the Series O Bonds, (iv) refund certain outstanding Series I Bonds, and (v) pay costs of issuance of the Series O Bonds.</p> <p>NOTE F - DEPARTMENTAL OPERATING EXPENSES AND BUDGET (page 12):</p> <p>The following Departmental Operating Expenses exceeded the normal year-to-date expenditure percentage of 100%:</p> <p><u>Engineering Services</u></p> <p>The overrun of 3.50% is due to lower than budgeted personal service allocations, as well as higher than budgeted professional services related to the GMMC Bridge project.</p> <p>NOTE G - SERVICE AREAS (page 15):</p> <p>In January 2021 the Authority entered into a 33-year agreement with Empire State Thruway Partners, LLC (Empire) for the design, construction, finance, operation, and maintenance of the Authority's 27 Service Areas. Empire will rebuild 23 of the 27 service area restaurant buildings and perform significant renovations to the remaining four. Empire's initial investment to rebuild and renovate the service areas is estimated to be \$300 million. Additionally, over the life of the agreement Empire will invest another \$99 million into future renovations and improvements.</p> <p>The initial construction work will occur in two phases. Phase 1 commenced on July 29, 2021 when Empire assumed control of 16 service areas previously operated by HMSHost Corporation and Delaware North Corporation. Phase 2 will begin in January 2023 when Empire assumes control of the remaining 11 service areas that will continue to be operated by McDonald's Corporation until then.</p> <p>Commencing with the reopening of each new restaurant building, the agreement requires Empire to pay rent calculated as a percentage of gross sales, subject to a guaranteed annual minimum per location. In addition, the agreement has ancillary rent provisions tied to the operation of commercial vehicle fueling stations at 5 of the service areas and advertising opportunities at all service areas. Sales generated by Empire during the operation of a restaurant prior to reconstruction (interim operations) are not subject to rent provisions. Over the life of the agreement, base rent calculated as a percentage of sales is forecasted to be \$85 million, of which \$51 million is guaranteed.</p>	



**Thruway
Authority**

Monthly Financial Report

December 2021
Supplement



Operating Results

Operating Expenses

Category	Year-To-Date			Percent Change
	2020	2021	Change	
Thruway Operating Expenses				
Admin and General	\$22,694,359	\$25,910,280	\$3,215,921	14.2%
Engineering Services	5,787,033	6,447,566	660,533	11.4%
Maintenance Engineering				
Thruway Maintenance	82,243,021	86,789,675	4,546,654	5.5%
Equipment Maintenance	25,475,114	29,705,239	4,230,125	16.6%
Finance and Accounts	6,641,579	6,181,370	(460,209)	-6.9%
Operations				
Traffic and Services	8,982,273	9,595,466	613,193	6.8%
Toll Collection	65,461,064	74,838,623	9,377,559	14.3%
General Charges *	185,779,661	205,407,491	19,627,830	10.6%
Total Thruway Operating	\$403,064,104	\$444,875,710	\$41,811,606	10.4%
Other Operating Expenses				
State Police**	\$59,058,620	\$64,468,509	\$5,409,889	9.2%
Total Other Operating Expenses	\$59,058,620	\$64,468,509	5,409,889	9.2%
Total Operating Expenses	\$462,122,724	\$509,344,219	\$47,221,495	10.2%

* Includes changes relative to unfunded OPEB and Pension Adjustment (See Notes C and D of Monthly Statement) and are as follows:

Pension Contributions	\$21,306,245	\$22,462,000	\$1,155,755	5.4%
Pension Adjustment LT liability and deferred Pension resources	24,972,996	(\$10,531,998)	(\$35,504,994)	-
Unfunded Retiree Health Insur. & Other Benefits	57,899,329	110,385,867	52,486,538	-
Funded Health Insurance & Other Benefits	64,051,990	63,284,705	(767,285)	-1.2%
Social Security	11,045,904	9,423,743	(1,622,161)	-14.7%
Workers' Compensation Insurance	8,899,174	7,160,146	(1,739,028)	-19.5%
Other General Charges	(2,395,977)	3,223,028	5,619,005	-234.5%
Total General Charges	\$185,779,661	\$205,407,491	\$19,627,830	10.6%

** Reflects the State Police expenses that the Authority reimburses the State as part of the 2016/17 Approved State Budget as of 4/1/2016. This includes reimbursement for purchase of vehicles and equipment.

Operating Revenues

Category	Year-To-Date			Percent Change
	2020	2021	Change	
Toll Revenue	\$615,293,147	\$760,269,169	\$144,976,022	23.6%
Passenger Revenue	317,676,453	404,456,145	86,779,692	27.3%
Commercial Revenue	297,616,694	355,813,024	58,196,330	19.6%
Concession Revenue	6,760,154	5,736,821	(1,023,333)	-15.1%
Gasoline Revenue	2,044,222	2,832,154	787,932	38.5%
Restaurant Revenue	4,715,932	2,904,667	(1,811,265)	-38.4%
E-ZPass Revenue	18,019,652	12,029,700	(5,989,952)	-33.2%
Toll By Mail Fee's ***	15,402,123	32,134,647	16,732,524	108.6%
Fiber Optics User Fees	3,309,655	7,922,311	4,612,656	139.4%
Rental Income	4,470,699	2,929,460	(1,541,239)	-34.5%
Special Hauling Permits	2,294,741	2,459,533	164,792	7.2%
Sundry Revenue	1,466,370	2,931,202	1,464,832	99.9%
Total Operating Revenue	\$667,016,541	\$826,412,843	\$159,396,302	23.9%

*** Toll by Mail fee's are from the All Electronic Toll Collection operation at the Gov. Mario M. Cuomo Bridge Barrier that started April 2016 and for the North & South Grand Island Bridge Barriers in March 2018, Harriman 2018, Yonkers November 2018, New Rochelle

Operating Budget vs. Actual

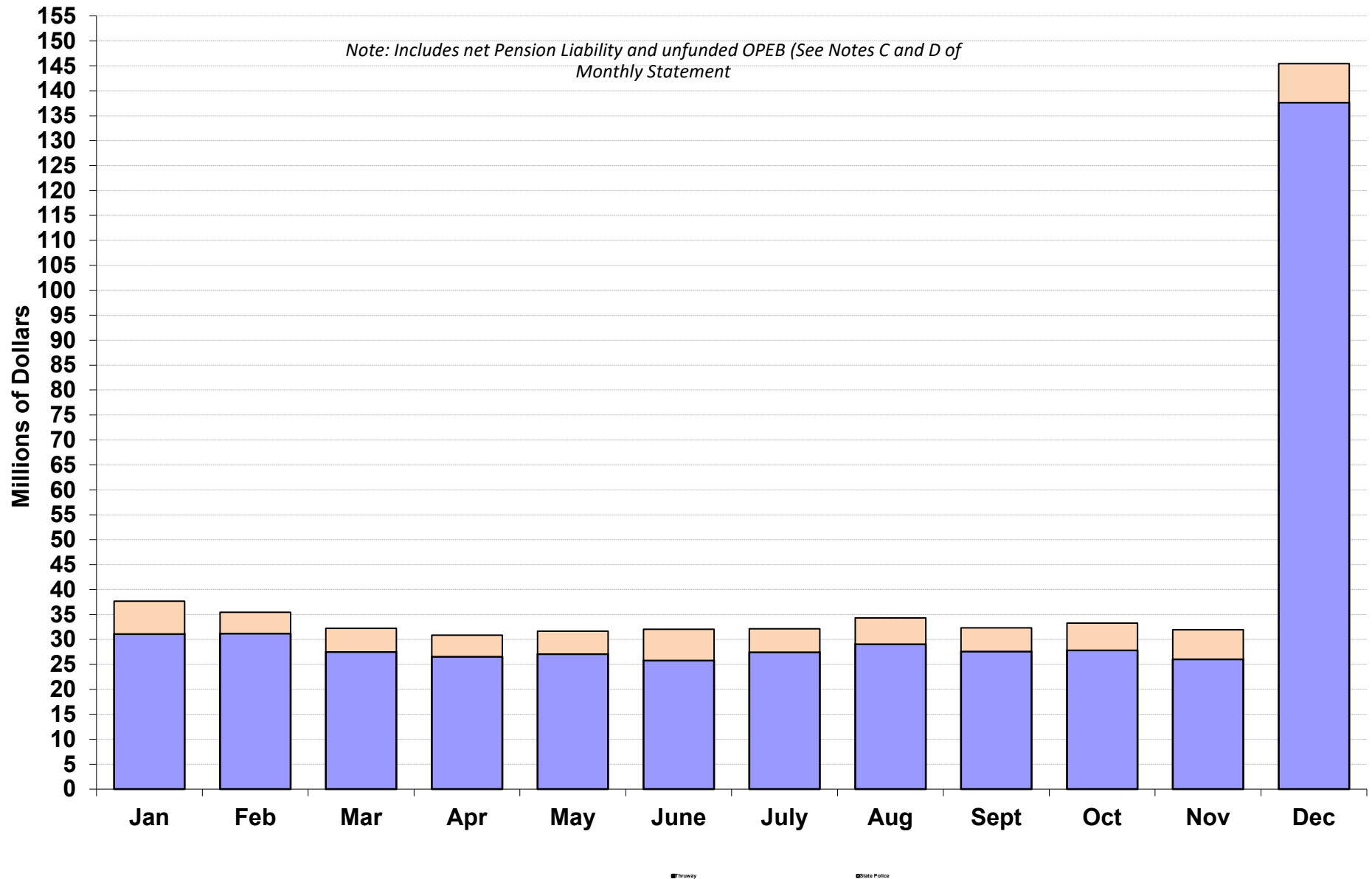
	Year-To-Date			Percent Difference
	2021 Budget	Actual	Difference	
Total Operating Expenses:				
Thruway Operating Expenses *	\$361,152,313	\$339,771,788	(\$21,380,525)	-5.9%
Claims, Envir. Reserves and AET trans.	4,000,000	6,500,000	2,500,000	62.5%
Other Operating Expenses- State Police **	63,969,041	64,468,509	499,468	0.8%
Total Operating Expenses	\$429,121,354	\$410,740,297	(\$18,381,057)	-4.3%
Total Operating Revenues:				
Toll Revenue ***	\$750,812,023	\$760,269,169		
Adjust to Cash basis w/ AET receivable		(26,227,537)		
Net Toll Revenue ***	\$750,812,023	\$734,041,632	(\$16,770,391)	-2.2%
Concession Revenue	5,375,000	\$5,736,821	361,821	6.7%
E-ZPass and Tolls By Mail fee's	45,600,000	\$44,164,347	(1,435,653)	-3.1%
Sundry, Interest & Special Hauling Revenue	10,772,962	\$16,335,394	5,562,432	51.6%
Total Operating Revenue	\$812,559,985	\$800,278,194	(\$12,281,791)	-1.5%

* Excludes unfunded OPEB (See Note D of Monthly Statement) and adjustment of net Pension liability and changes in Inflows/outflows adopted in 2015 in accordance with GASB 68 (see Note C).

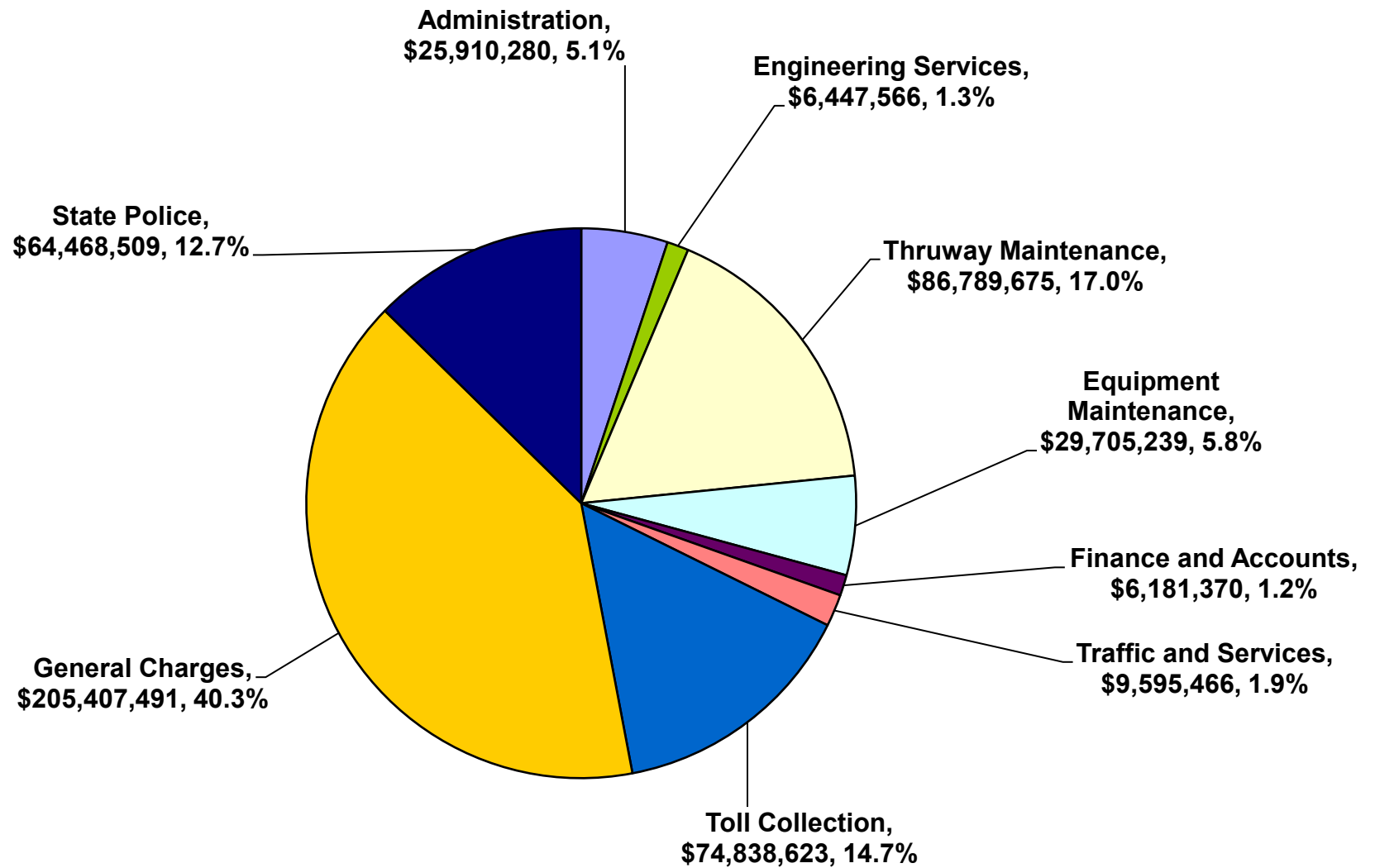
** The State's 2016/17 Budget provides the Authority reimburse for State Police - Troop T costs as of 4/1/2016. This includes reimbursement for equipment and vehicles that are typically billed later in year.

*** Includes the adjustment of accounts receivable for Tolls by Mail which is outstanding and thus not available until paid. In addition, Stantec's projections factors in the delay of receipt of Toll's by Mail revenues at All Electronic Toll locations.

2021 YTD Operating Expenses

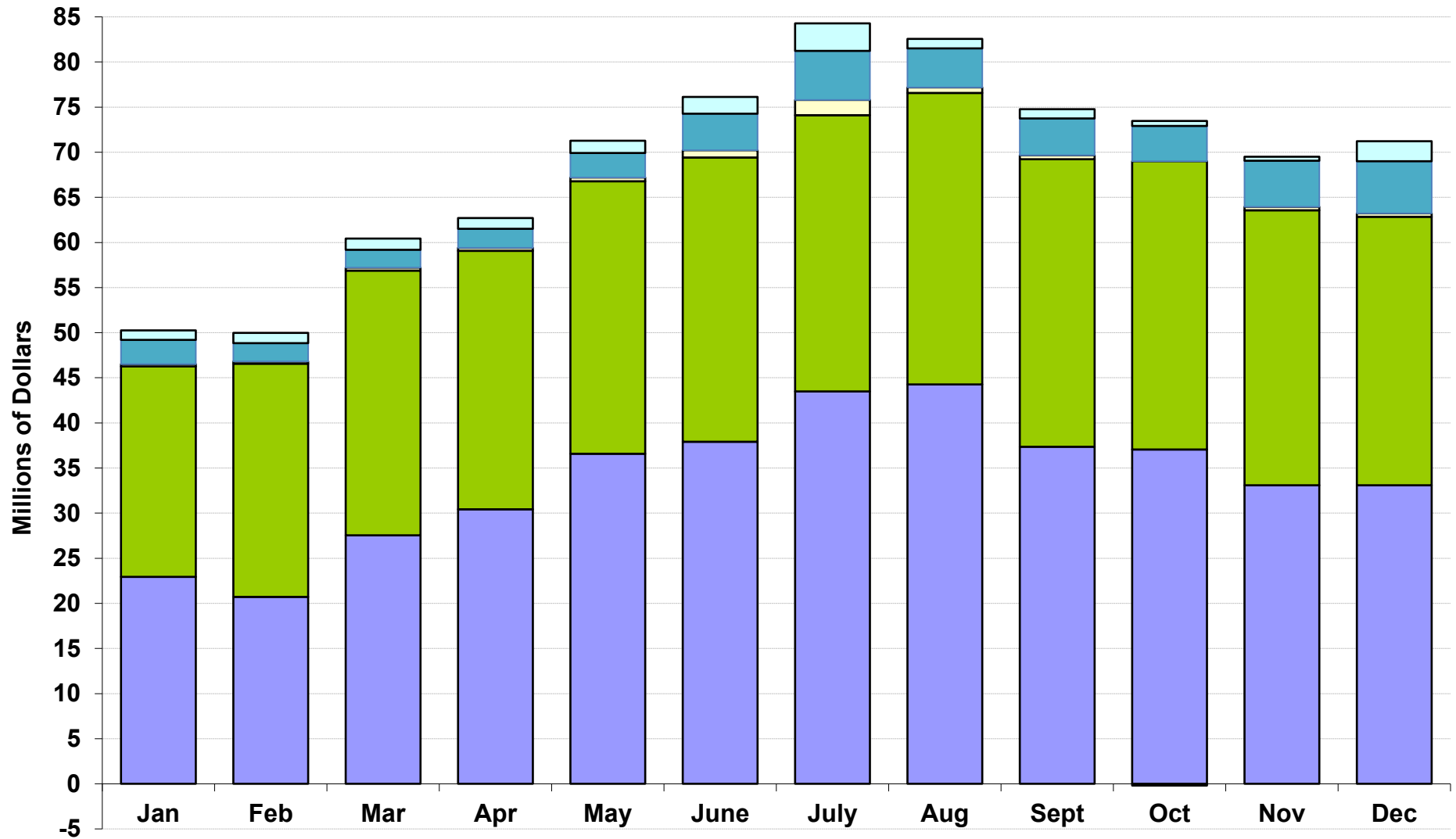


2021 YTD Operating Expenses



Note: General Charges include net Pension liability and unfunded OPEB (See Notes C and D of Monthly Statement)

2021 YTD Operating Revenues



Passenger Tolls

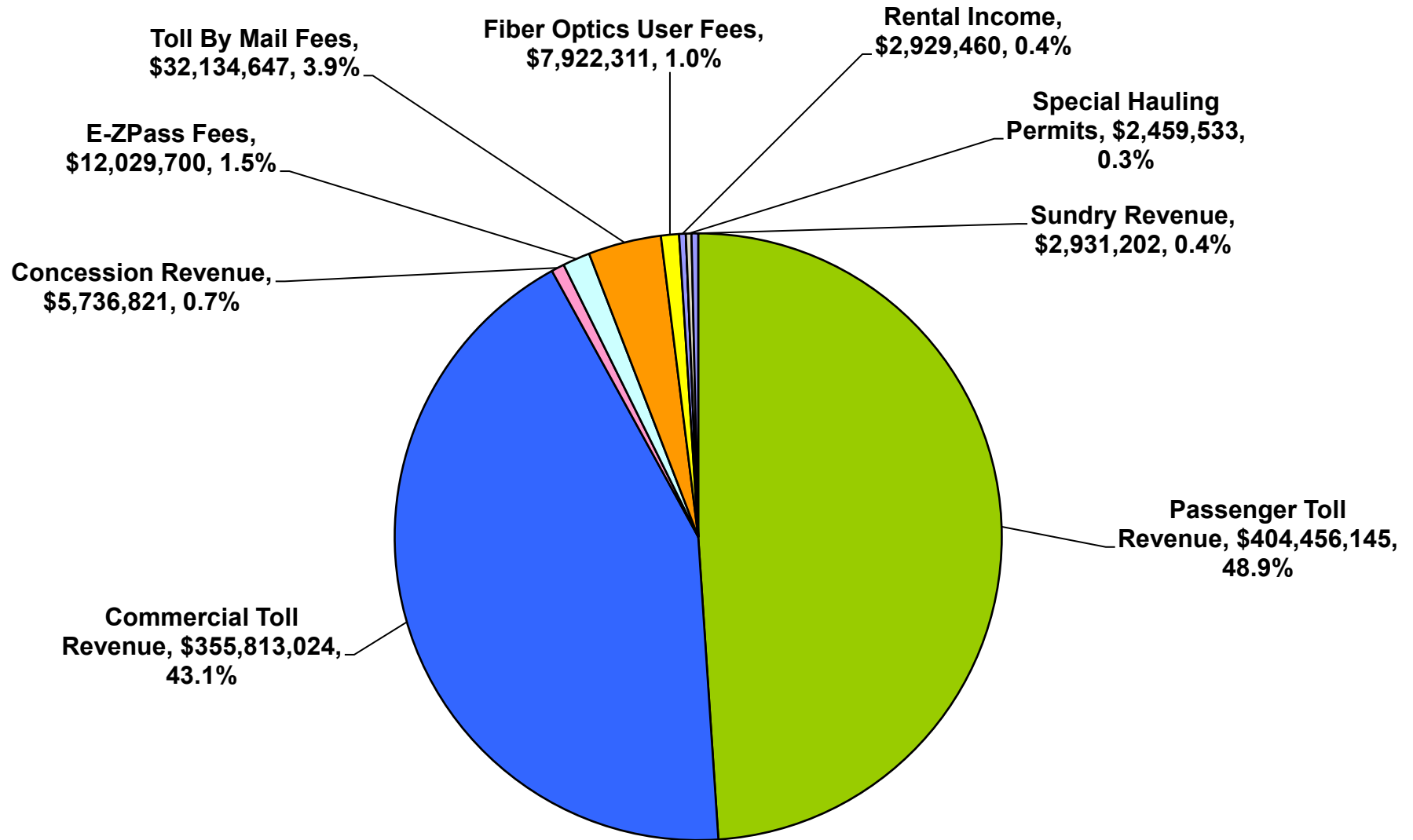
Commercial Tolls

Concession Revenue

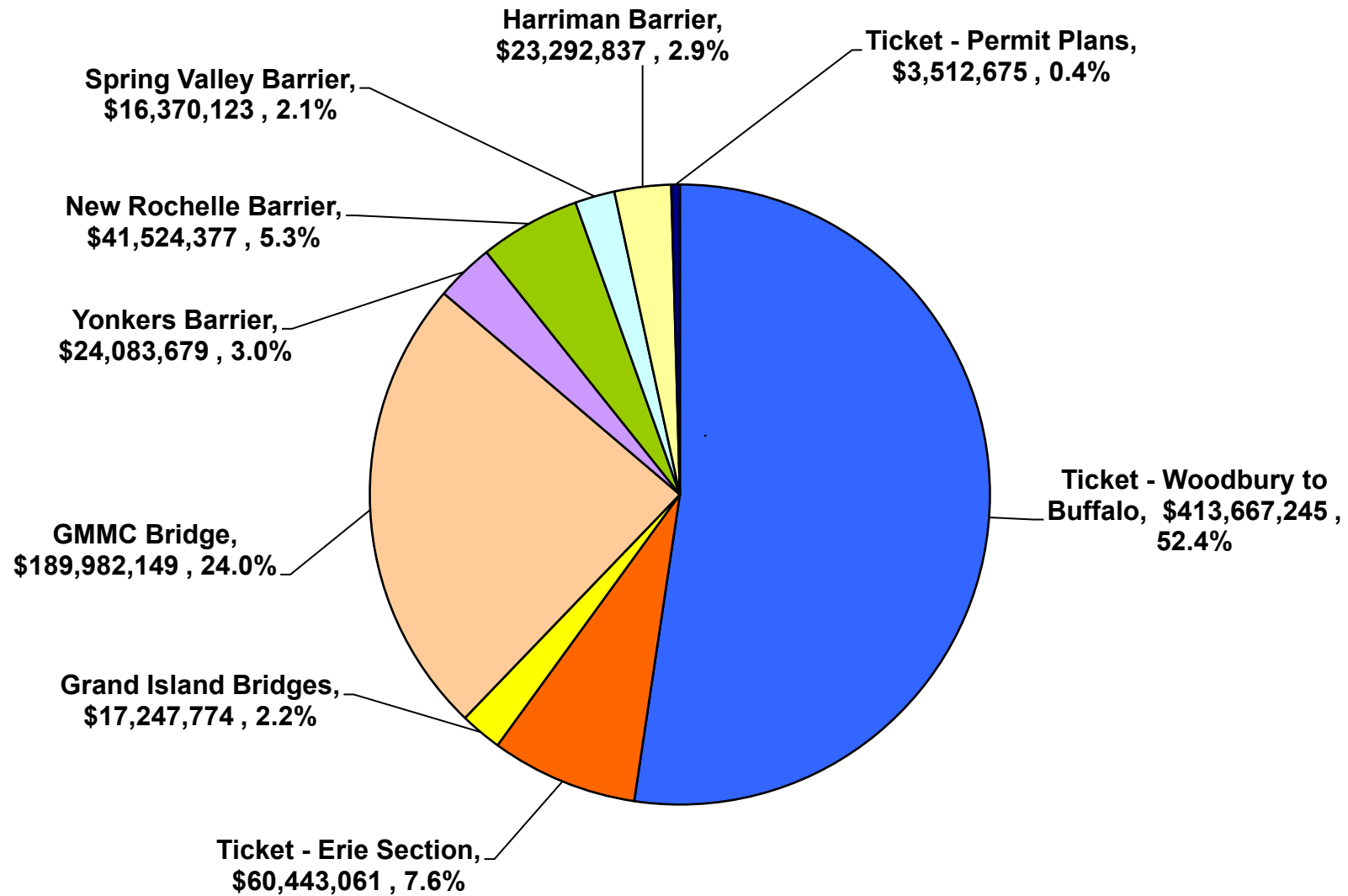
BC-2 Pass and Tolls By Mail Fax's

Other, Sundry and Spec. Hauling Permits

2021 YTD Operating Revenue

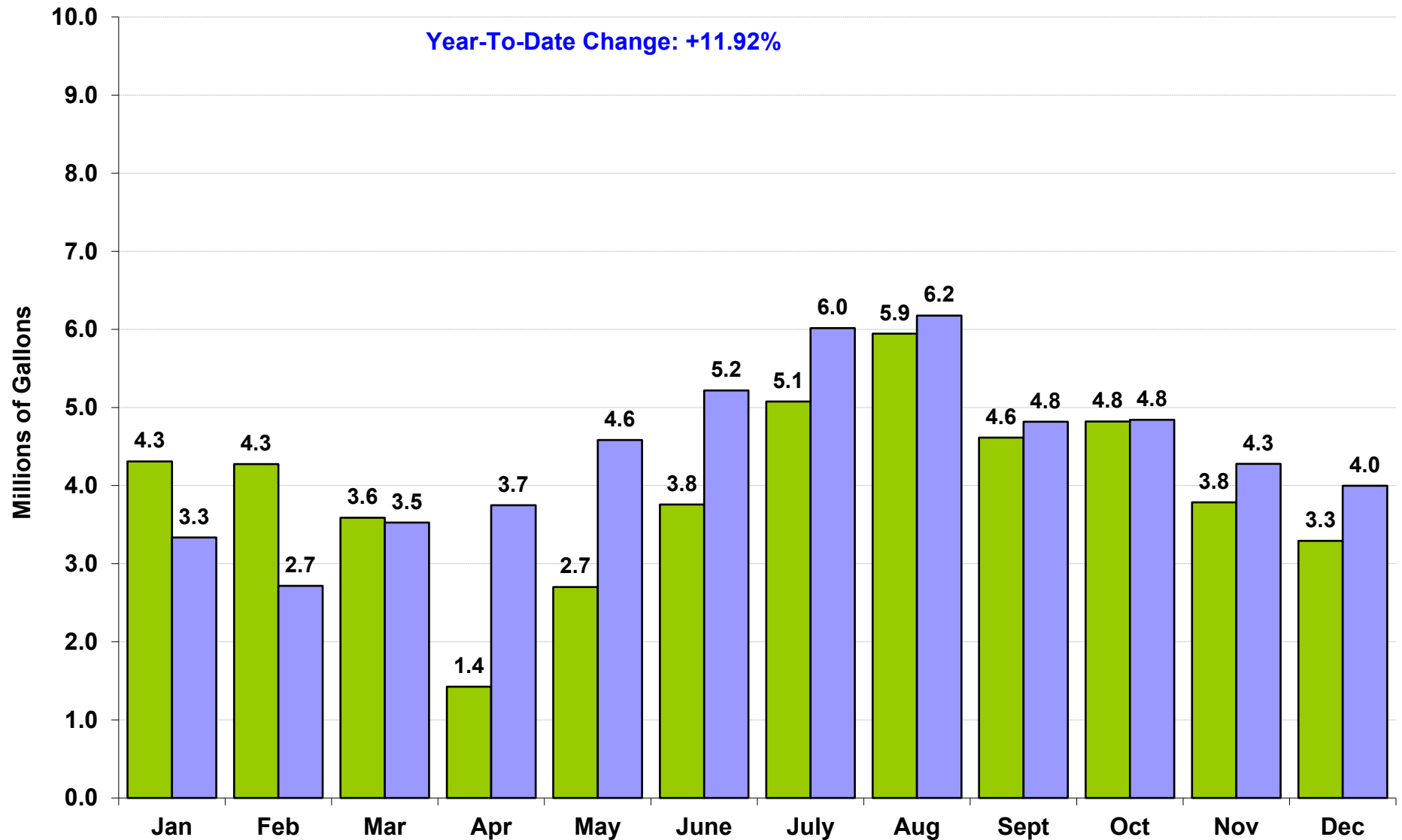


2021 YTD Toll Collections, By Location

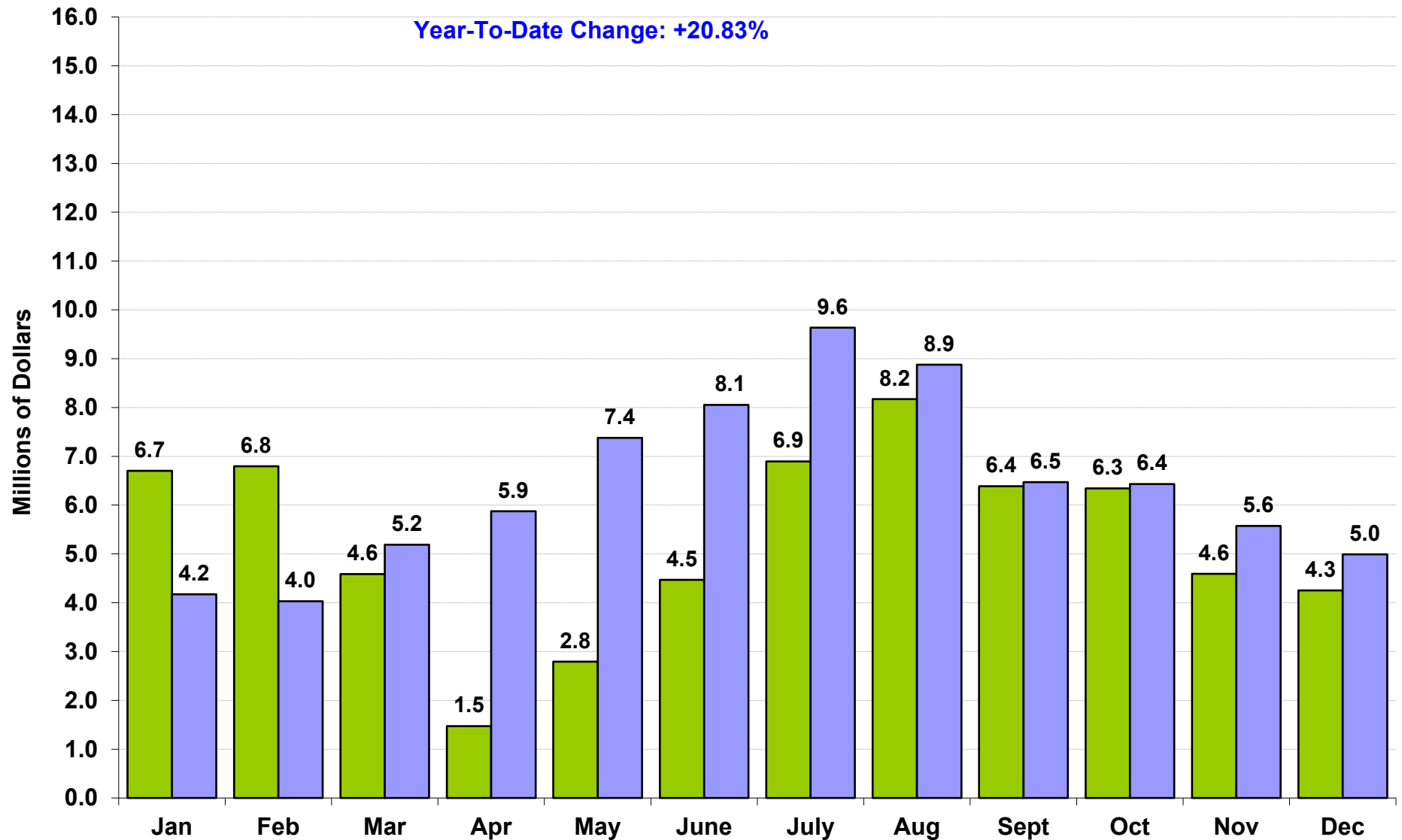


Note: Excludes Impact of Commercial Volume Discount Program.

Fuel Deliveries to Service Areas



Restaurant Sales at Service Plazas

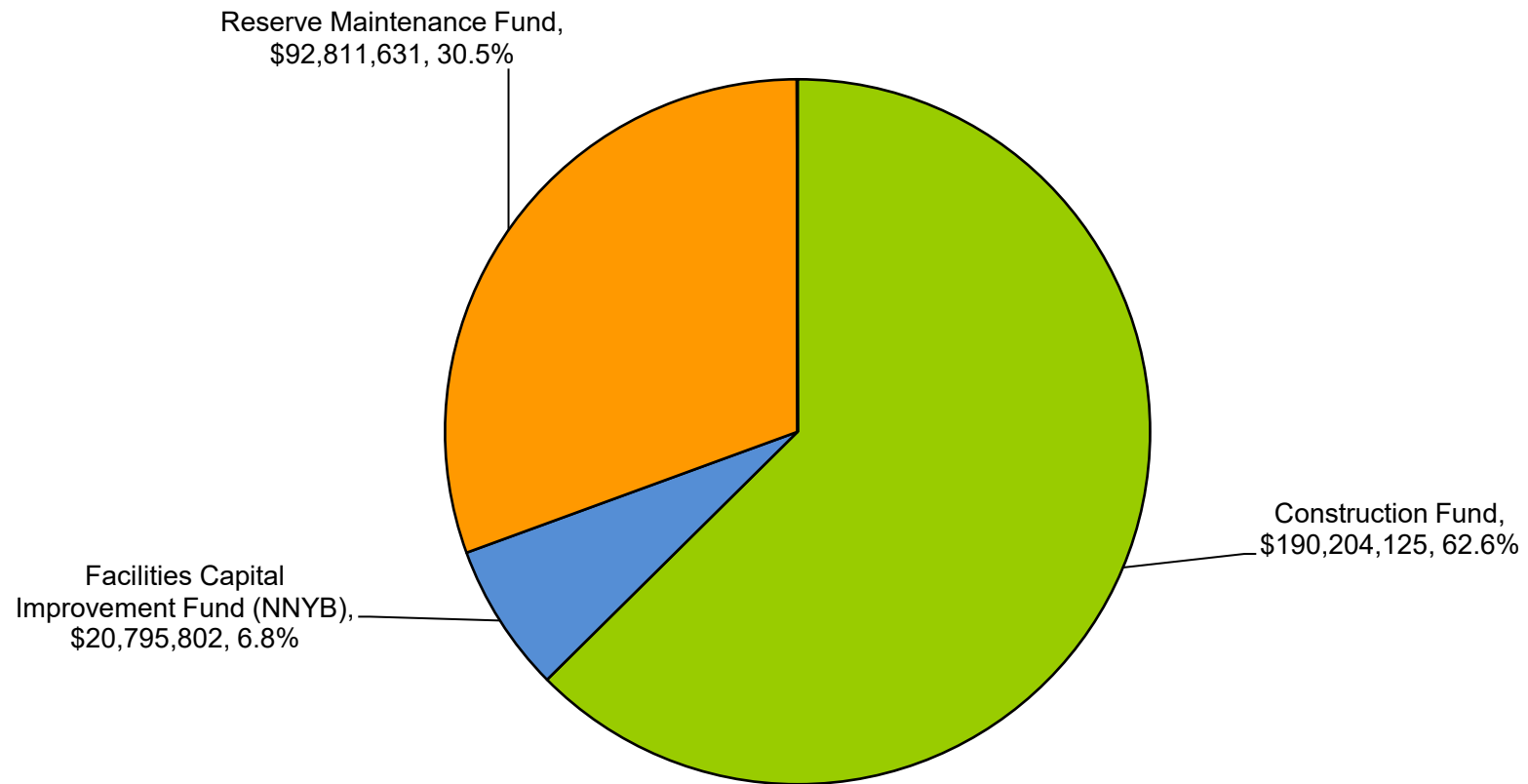


Thruway Capital Program

(Includes New NY Bridge Project)

2021 YTD Capital Program Expenses, by Fund

YTD Total Expenses = \$303.9 million



Note:

General Reserve Fund (Cash): State Police Equipment & Facilities

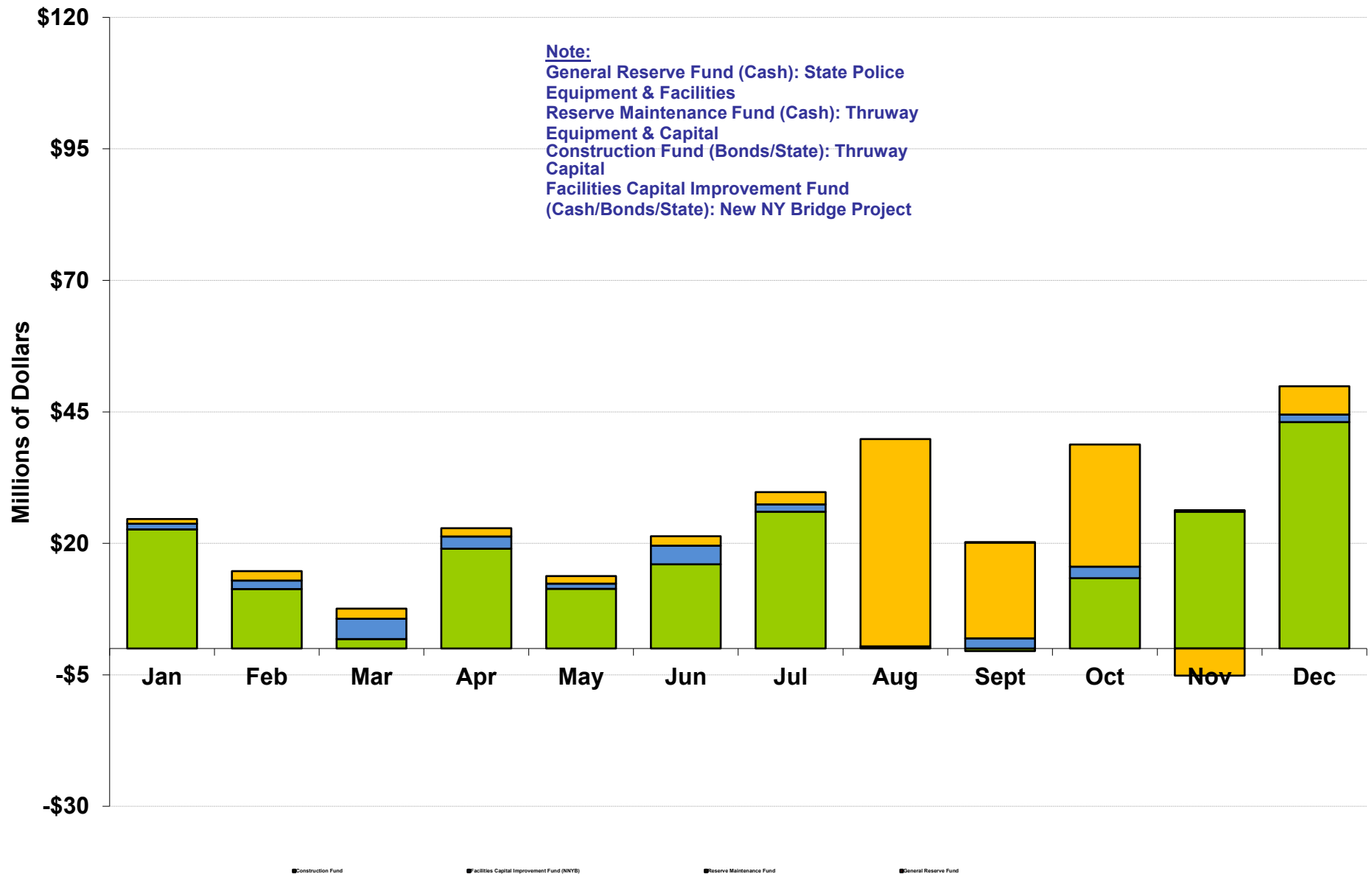
Reserve Maintenance Fund (Cash): Thruway Equipment & Capital

Construction Fund (Bonds): Thruway Capital

Facilities Capital Improvement Fund (Cash/Bonds): New NY Bridge Project

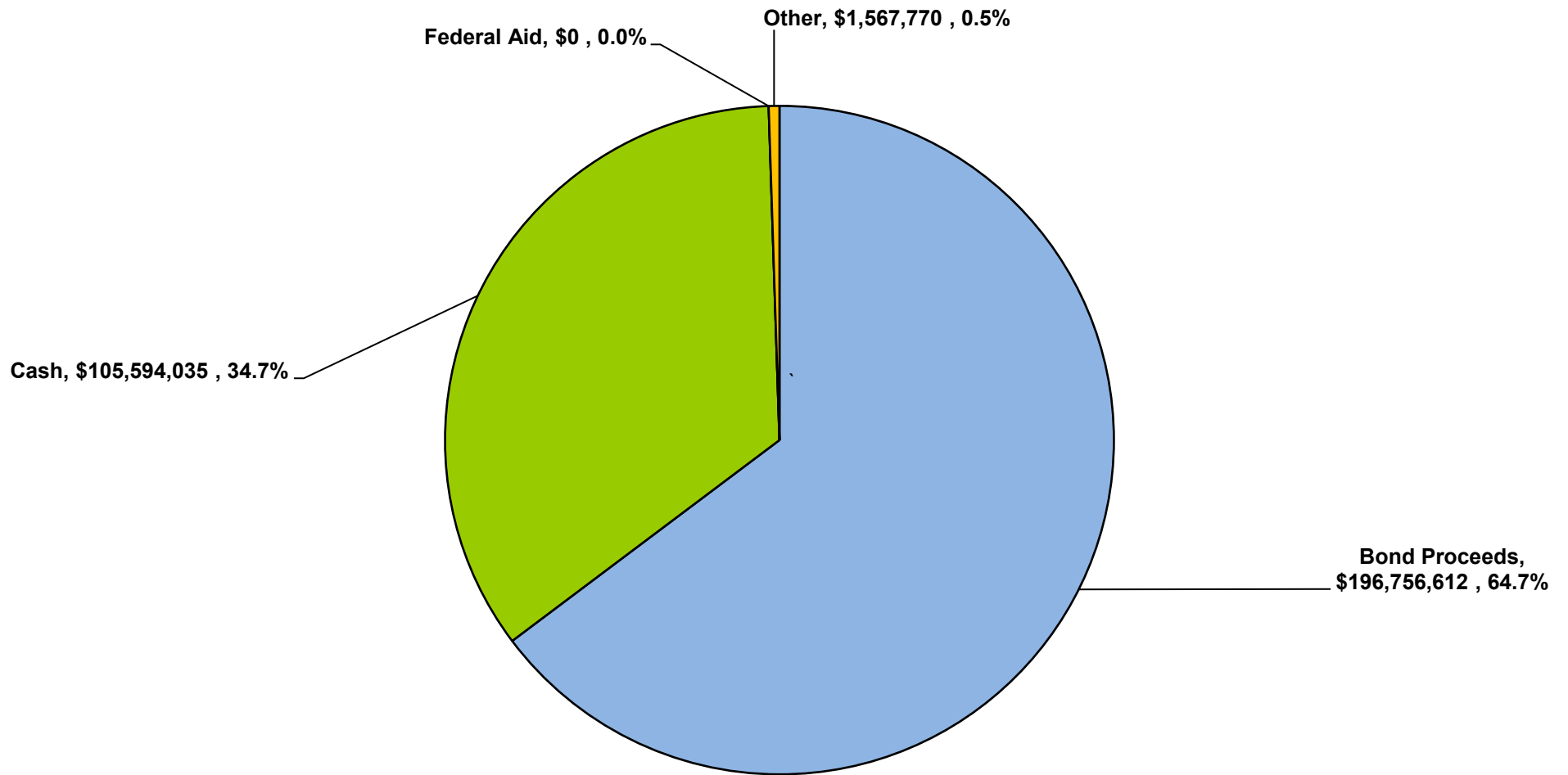
2021 YTD Capital Program Expenses, By Fund

YTD Total Expenses = \$303.9 million



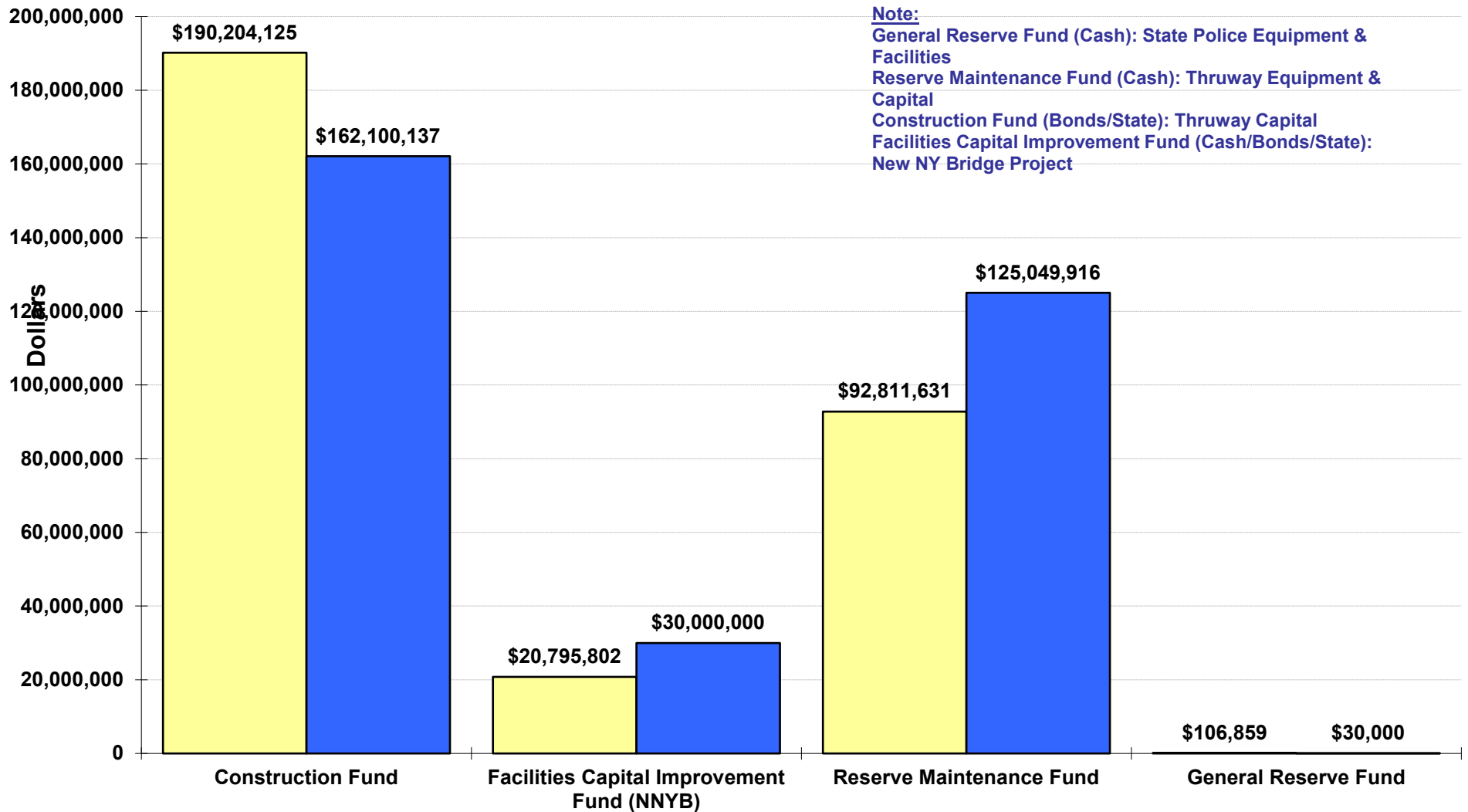
2021 YTD Capital Funding Sources

YTD Total Expenses = \$303.9 million

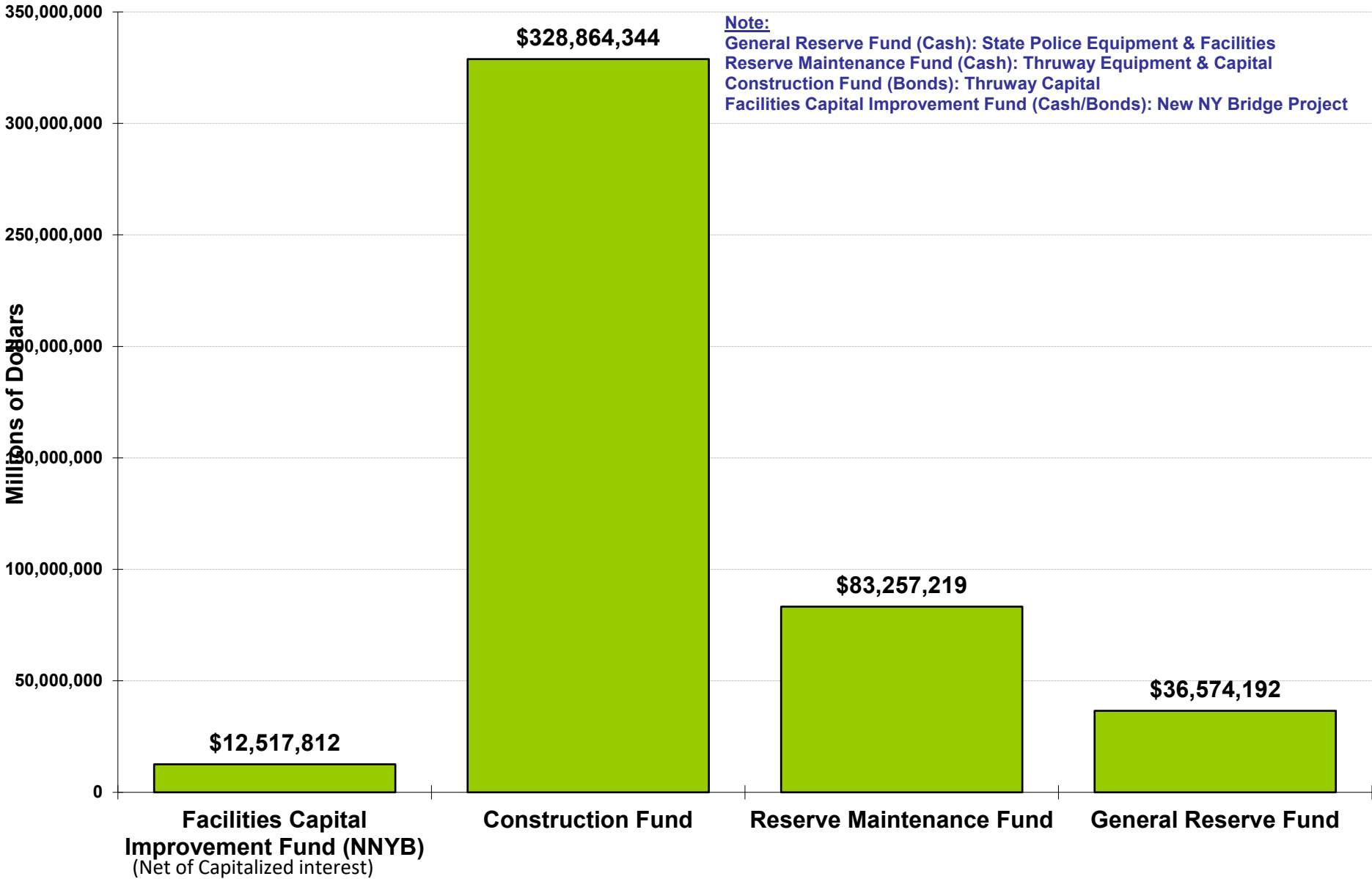


2021 YTD Capital Expenses, By Fund

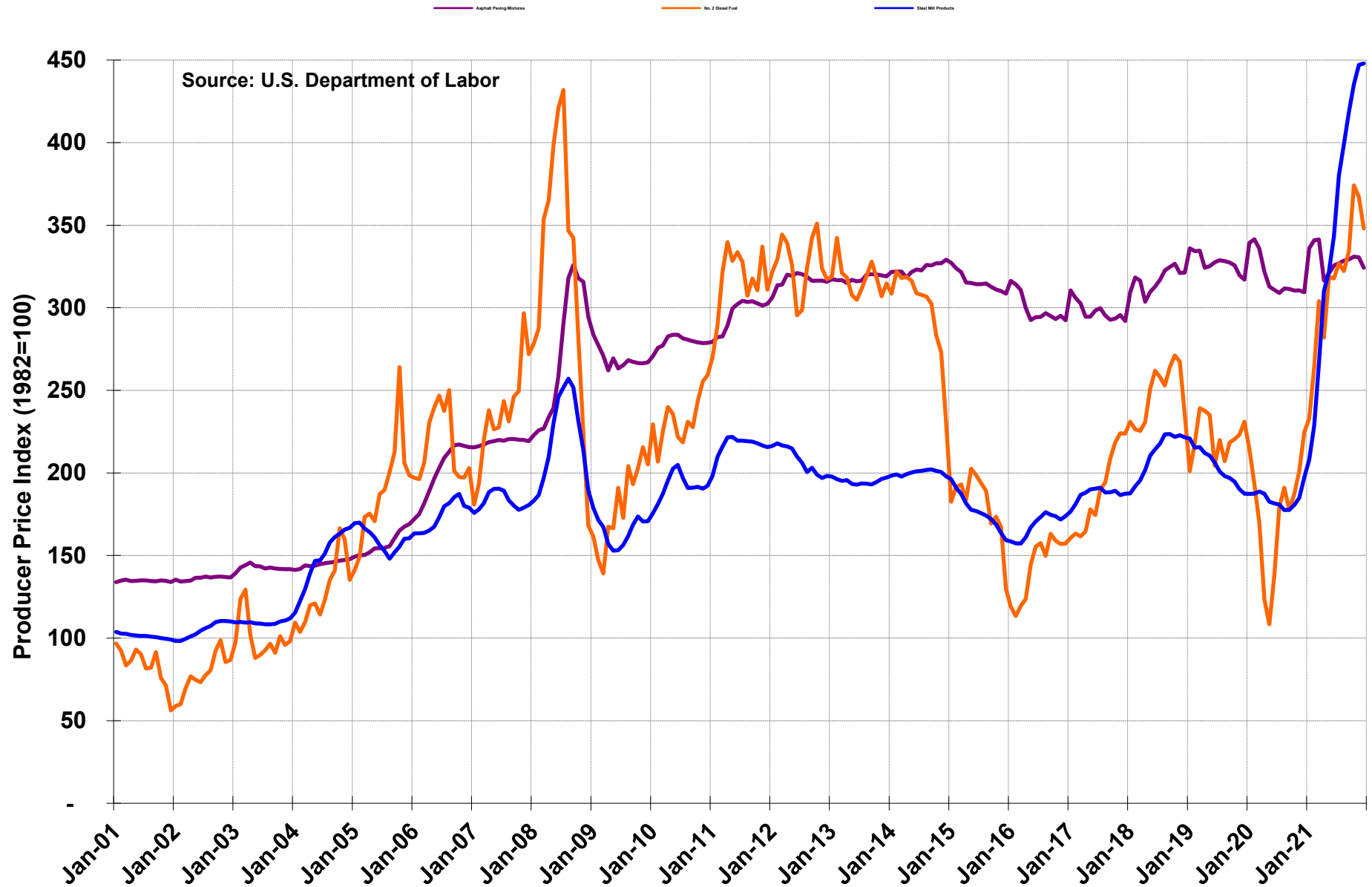
YTD Total Expenses = \$303.9 million



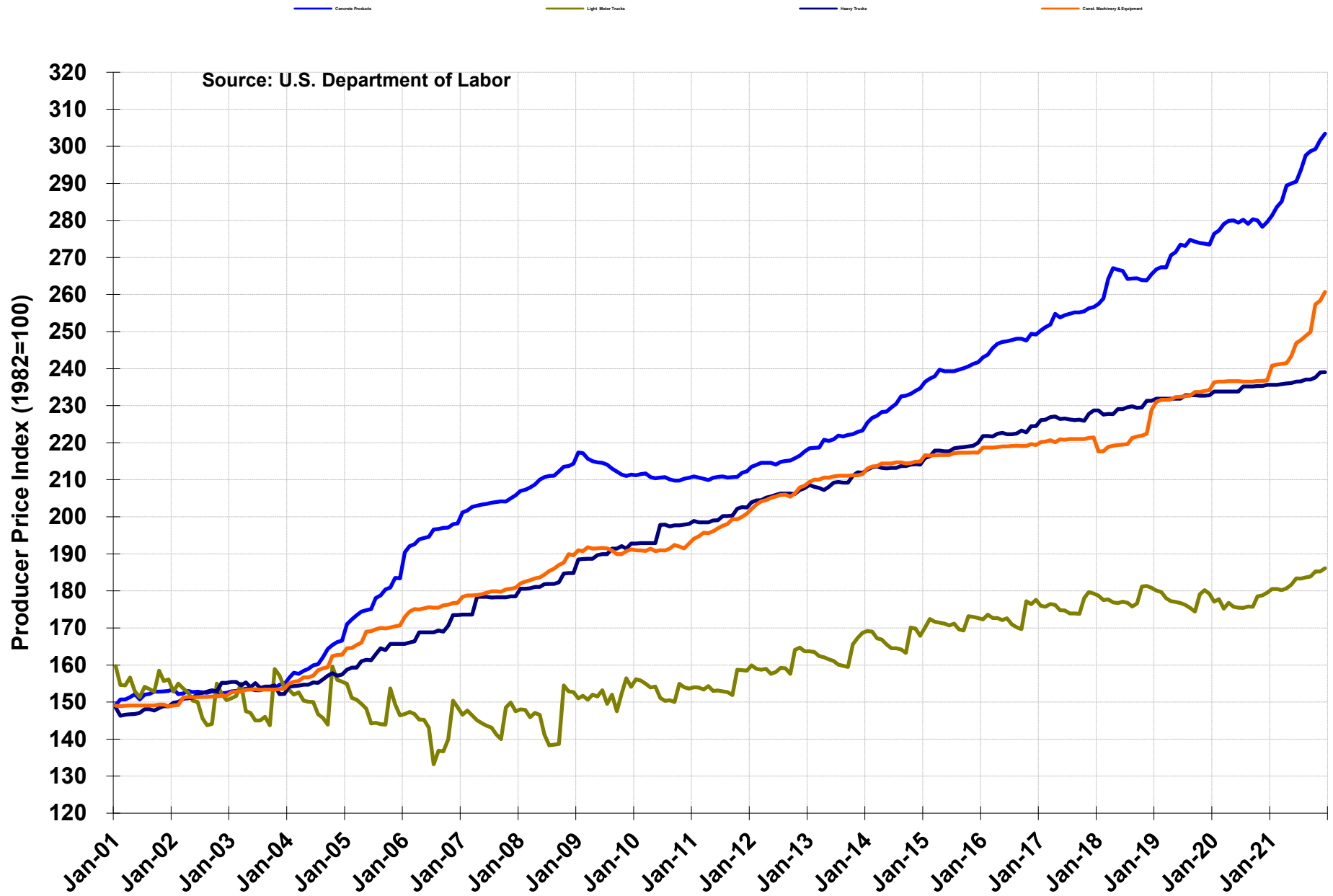
2021 Capital Fund Balances at End of Month



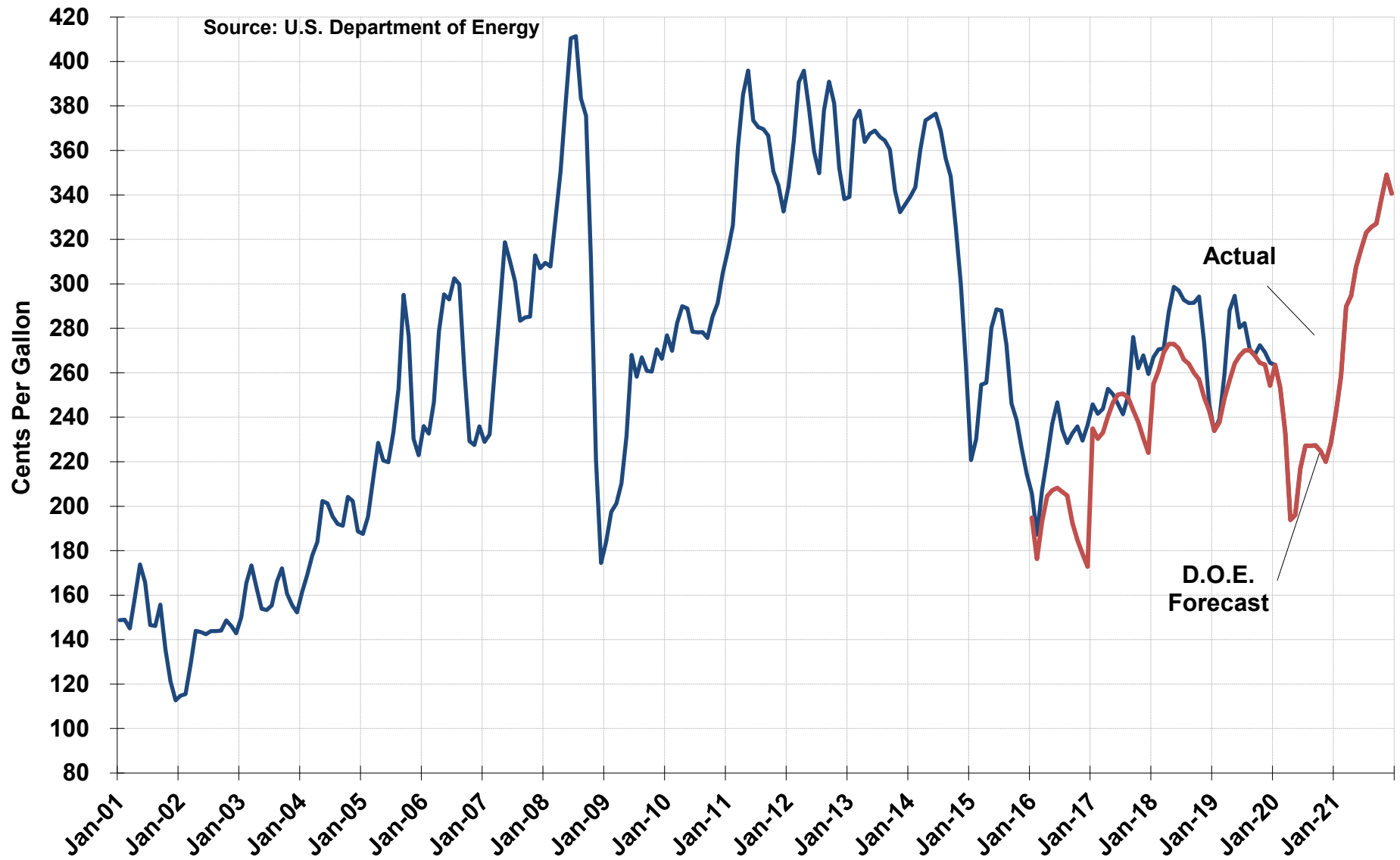
Producer Prices: Construction Inputs



Producer Prices: Construction Inputs



Average Retail Price of Gasoline in U.S. All Grades



Thruway Traffic Information

Thruway Traffic Information

	Year-To-Date			
	2020	2021	Change	Percent Change
Revenue Trips - Location				
Toll Ticket System				
Woodbury to Williamsville	191,949,896	235,518,664	43,568,768	22.7%
Erie Section	17,162,389	21,240,936	4,078,547	23.8%
Total Ticket System	209,112,285	256,759,600	47,647,315	22.8%
Bridges and Barriers				
Grand Island South	9,790,017	11,580,003	1,789,986	18.3%
Grand Island North	7,813,675	9,331,241	1,517,566	19.4%
GMMC Bridge	21,675,712	26,754,698	5,078,986	23.4%
Yonkers	14,555,932	17,434,517	2,878,585	19.8%
New Rochelle (I-95)	15,991,446	19,552,064	3,560,618	22.3%
Spring Valley (Commercial Only)	1,773,225	2,157,591	384,366	21.7%
Harriman	14,904,585	17,395,693	2,491,108	16.7%
Total Bridges and Barriers	86,504,592	104,205,807	17,701,215	20.5%
Total Trips	295,616,877	360,965,407	65,348,530	22.1%
Non-Revenue Trips	1,616,312	1,735,281	118,969	7.4%
Total Revenue Trips	294,000,565	359,230,126	65,229,561	22.2%

Revenue Trips - Type	2020	2021	Change	
Passenger	242,518,867	299,478,601	56,959,734	23.5%
Commercial	51,481,698	59,751,525	8,269,827	16.1%
Total Revenue Trips	294,000,565	359,230,126	65,229,561	22.2%

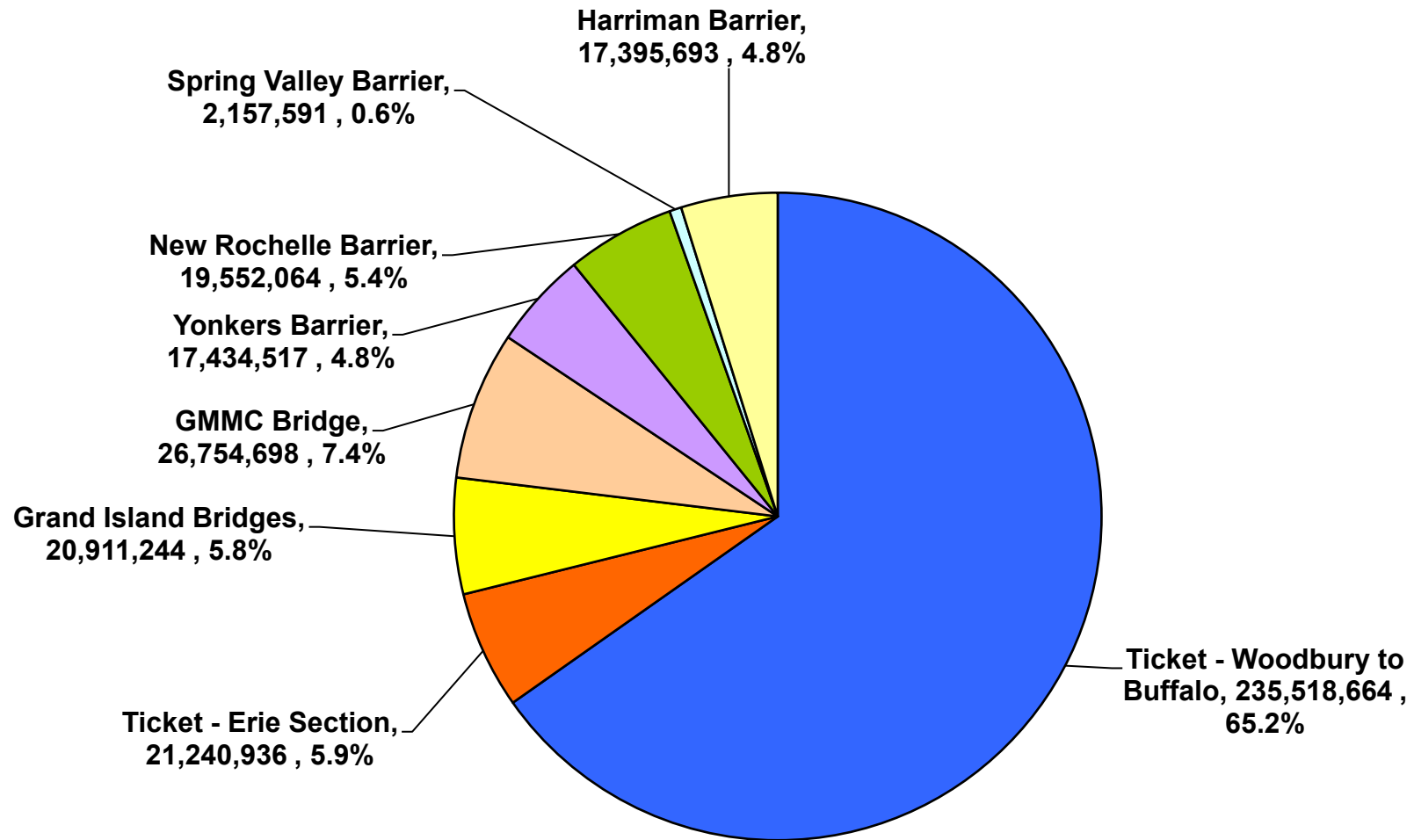
Miles Traveled - Revenue Trips

Toll Ticket System	4,550,487,512	5,414,828,006	864,340,494	18.99%
NY Division Bridge/Barriers	1,230,544,282	1,492,094,277	261,549,995	21.25%
Williamsville-Lackawanna	274,474,021	354,582,168	80,108,147	29.19%
Grand Island Bridges	175,508,810	208,522,460	33,013,650	18.81%
Total Revenue Trip Miles	6,231,014,625	7,470,026,911	1,239,012,286	19.88%

Average Trip Length (Miles) - All Trips - Ticketed System

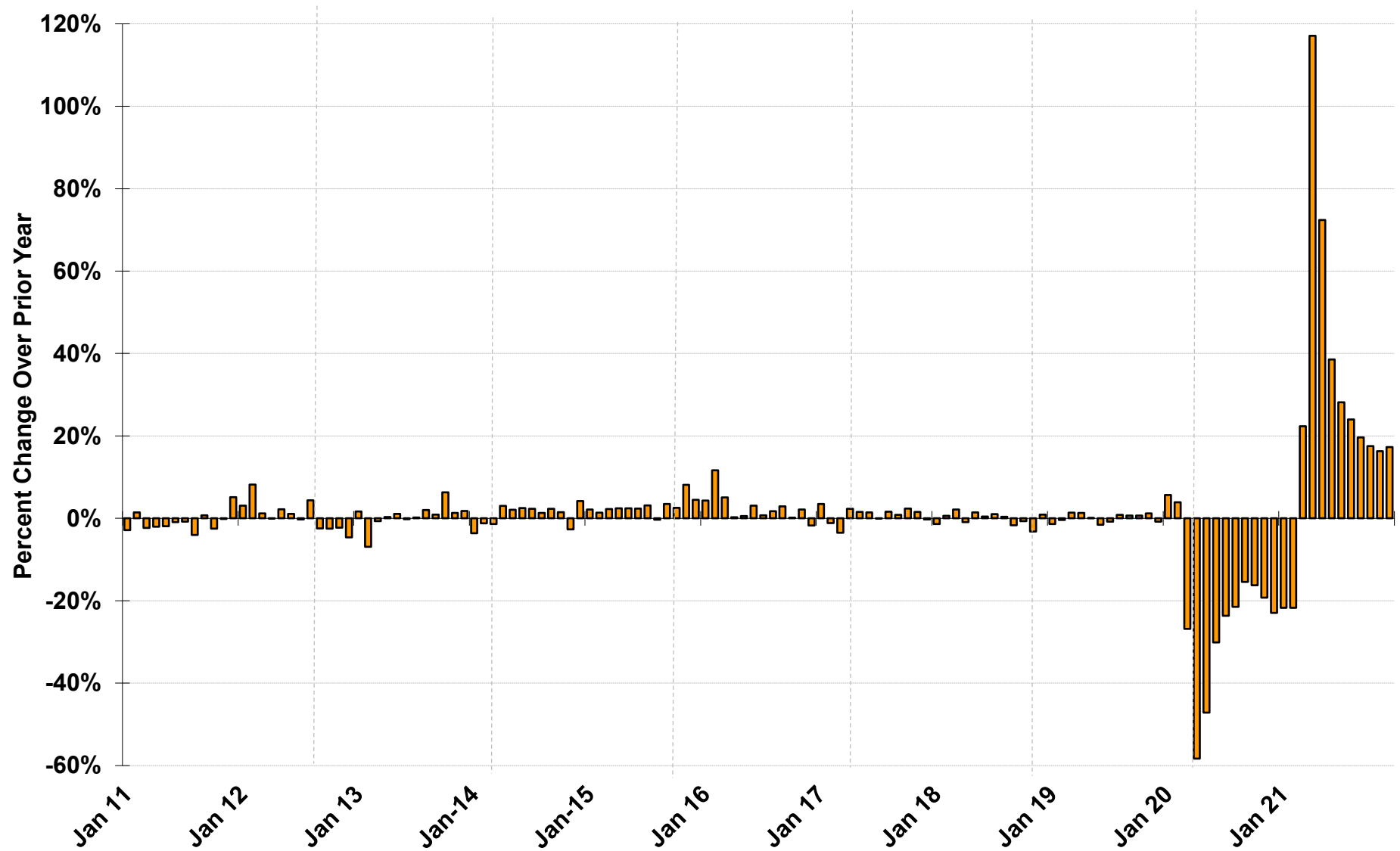
Passenger	32.18	18.89	(13.29)	-41.30%
Commercial	51.85	24.77	(27.08)	-52.23%
Overall	36.17	19.98	(16.19)	-44.76%

2021 YTD Total Thruway Trips, By Location



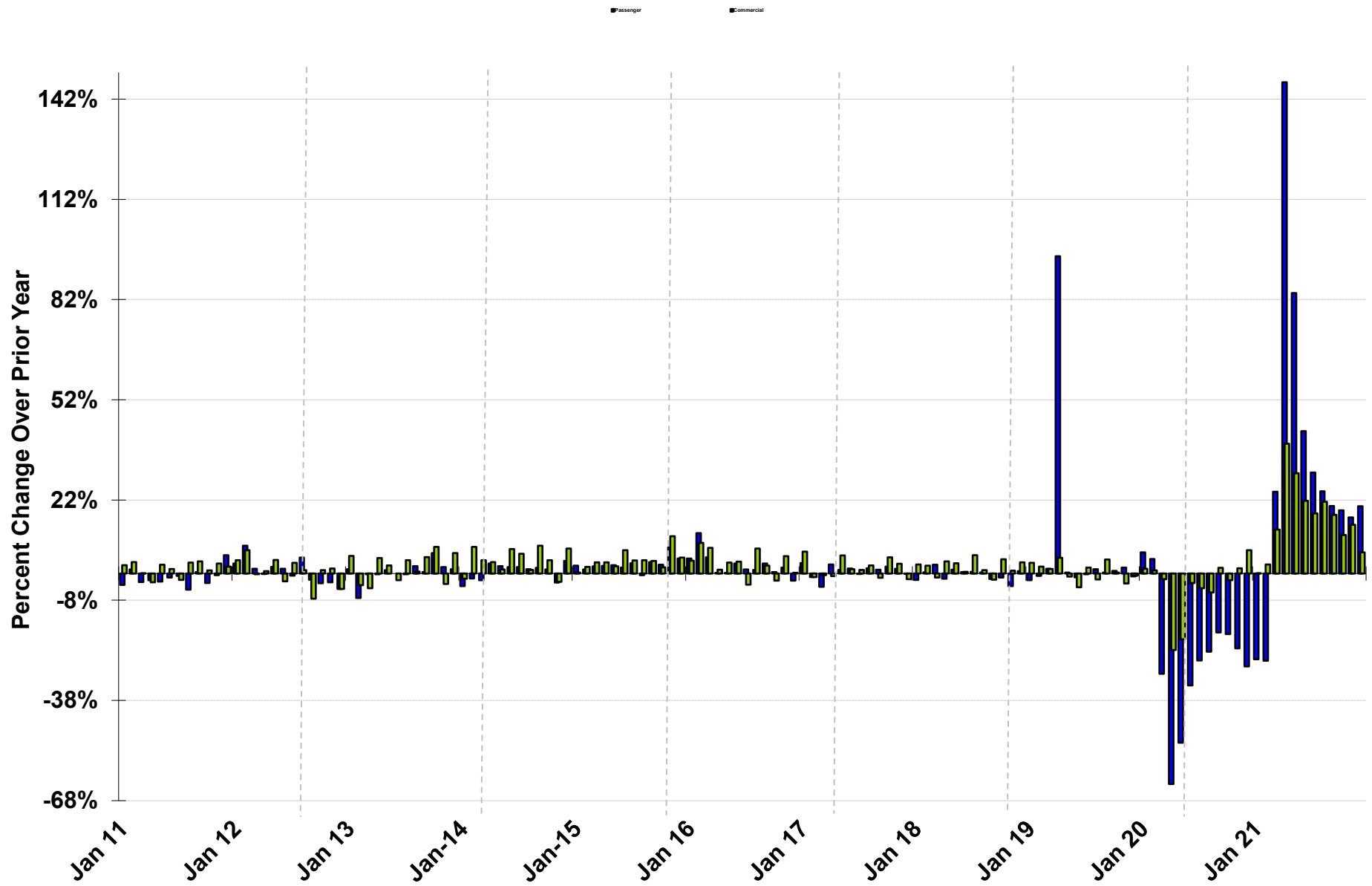
Percent Change in Monthly Thruway Traffic

Total Passenger and Commercial Revenue Trips



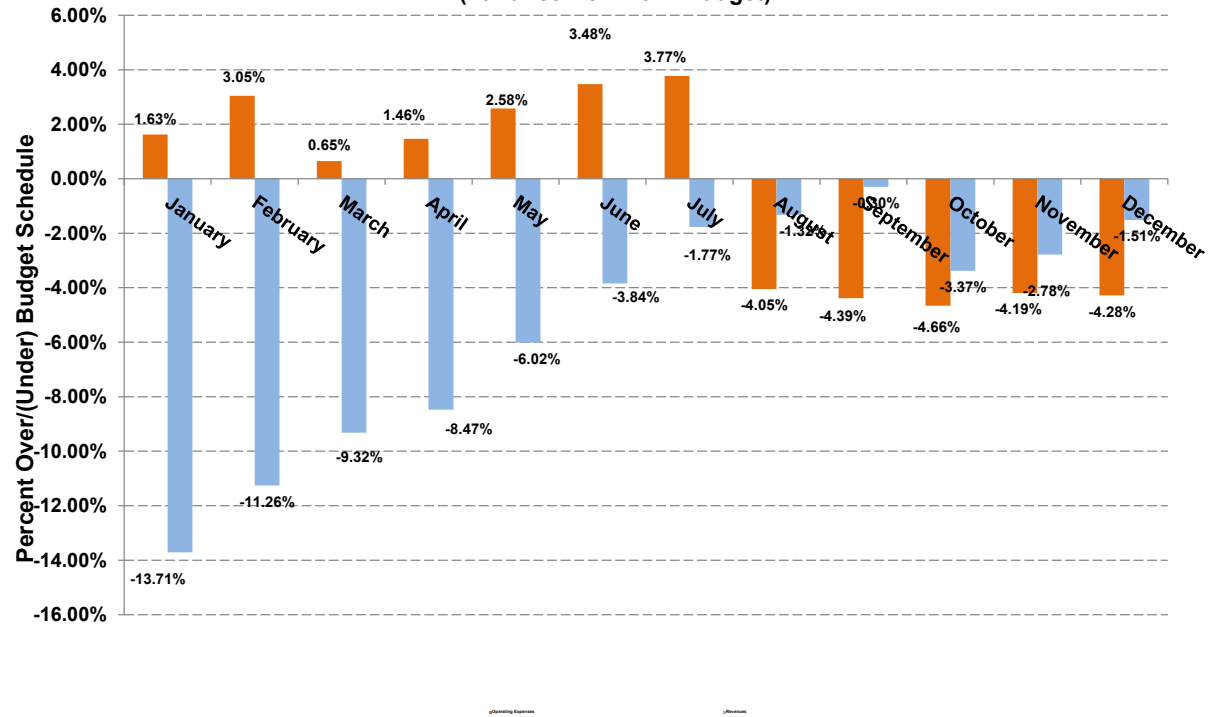
Percent Change in Monthly Thruway Traffic

By Passenger and Commercial Revenue Trips



Operating Expenses and Revenues

(Variance from 2021 Budget)



TO: The Finance Committee

DATE: March 28, 2022

FROM: Matthew A. Howard
Chief Financial Officer

SUBJECT: Review and Approval of the Authority's Annual Investment Report

In accordance with Section 2925 of the Public Authorities Law, the Authority is required to annually prepare, approve and submit to the New York State Division of the Budget a report on investments which includes the guidelines for making investments, the results of the annual independent audit, the investment income record and a list of the total fees, commissions or other charges paid to each investment banker, agent, dealer and adviser rendering investment associated services since the last report. A copy of this report must be submitted to the Office of the State Comptroller, the Senate Finance Committee and the Assembly Ways and Means Committee.

Exhibit A is the policy statement FINANCIAL INVESTMENTS. This policy was last approved at Board Meeting 748 on March 29, 2021 and there have been no updates since.

Exhibit B covers the annual independent audit by BST, LLC and Exhibit C is a listing of investment income for the calendar year 2021. The Authority does not pay fees or commissions on its investment transactions.

The Thruway Authority is responsible for the security and investment of all monies held in the various funds established by bond resolutions. The specific bond resolutions authorize the Authority to perform this function.

Authority funds are invested in accordance with the policy statement, investment guidelines issued by the State Comptroller and the respective bond resolutions. Funds administered by the Authority may be invested in obligations of or guaranteed by the United States

of America or the State of New York (other than obligations of the Authority), debt of state or local governments, agencies of the federal government, commercial paper, bankers' acceptances, time deposits and repurchase agreements. All bond resolutions permit such investments.

The policy statement FINANCIAL INVESTMENTS, attached hereto, provides the basic rules and structure for the investment of funds by the New York State Thruway Authority. The policy states the investment objectives and provides the guidelines for making investments and administering the program.

The Department of Finance and Accounts has reviewed the policy statement and believes that it meets all requirements established by the State Legislature and the Investment Guidelines for Public Authorities developed by the Office of the State Comptroller.

RECOMMENDATION:

It is recommended that the Finance Committee approve this item and authorize Authority staff to present this item to the Authority Board.

**Thruway
Authority****ADMINISTRATIVE MANUAL**

CHIEF FINANCIAL OFFICERNUMBER: **25-4-01**SECTION: **POLICIES -- FINANCIAL**SUBJECT: **INVESTMENTS**

DATE

1 of 14

PAGE

ADMINISTRATIVE POLICY**A. General Information**

1. All Thruway Authority funds authorized in Section 502 of the General Revenue Bond Resolution adopted August 3, 1992 are applicable to the production of investment income. These funds are either administered by the Authority or by the appointed Trustee.
 - a. Sections 503-514 of the General Revenue Bond Resolution describe the purpose of these funds and provide for the investment of such funds.
 - b. Section 1303 of the General Revenue Bond Resolution includes the authorization to place revenues and other moneys of the Authority held or set aside under the Resolution in time deposits as well as demand deposits. Such deposits shall be secured by direct obligations of the United States of America or the State of New York of a market value at least equal to the amount of such deposits.
2. Sections 502-511 of the Local Highway and Bridge Service Contract Bond Resolution, adopted August 23, 1991, as further amended and supplemented on September 17, 2003, describe the purpose of these funds. Sections 701 and 702 provide for the security and investment of such funds to be administered by the Thruway Authority.
3. Sections 503-511 of the Highway and Bridge Trust Fund Bond Resolution, adopted May 19, 1994, describe the purpose of these funds. Sections 701 and 702 provide for the security and investment of such funds to be administered by the Thruway Authority.
4. Sections 503-510 of the State Personal Income Tax Revenue Bonds (Transportation) General Bond Resolution, adopted June 27, 2002, describe the purpose of these funds. Section A-701 of Annex A, which contains the State Personal Income Tax Revenue Bonds Standard Resolution Provisions, provides for the security and investment of such funds to be administered by the Thruway Authority.
5. Sections 503-511 of the Second Highway and Bridge Trust Fund Bond Resolution, adopted February 27, 2003, describe the purpose of these funds. Sections 701 and 702 provide for the security and investment of such funds to be administered by the Thruway Authority.

SECTION: POLICIES – FINANCIAL

SUBJECT: INVESTMENTS

April 12, 2019

2

DATE

PAGE

B. Investment of Funds Administered by the Authority

1. In accordance with Chapter 330 of the Laws of 1991, moneys of the Authority and funds administered by the Authority may be invested in obligations in which the Comptroller may invest pursuant to Section 98-a of the State Finance Law. Investments in commercial paper, agencies of the federal government and bankers acceptances are now permitted by statute if defined in the authorizing bond resolution. All Bond Resolutions permit such investments.
2. The Authority may sell such investments at any time.
3. Interest earned is credited to the appropriate fund in accordance with the respective Bond Resolution.

C. Investment of Funds Administered by the Trustee

1. The following funds administered by the Trustee are invested by the Trustee, if, and as the Authority directs, pursuant to the respective Bond Resolution:
 - a. Senior Debt Service Reserve Fund;
 - b. Senior Debt Service Fund;
 - c. Junior Indebtedness Debt Service Reserve Account;
 - d. Junior Indebtedness Debt Service Payment Account;
 - e. Local Highway and Bridge Service Contract Bond Service Funds;
 - f. Highway and Bridge Trust Fund Debt Service Fund;
 - g. State Personal Income Tax Revenue Bonds (Transportation) Debt Service Fund.
2. The Trustee sells any of such investments if directed by the Authority.
3. Interest earned on all funds is credited to the appropriate fund in accordance with the respective Bond Resolution.

SECTION: **POLICIES – FINANCIAL**SUBJECT: **INVESTMENTS**

April 12, 2019

DATE

3

PAGE

D. Investment Objectives

The basic investment objectives of the Thruway Authority provide for:

1. The protection of funds by investing as outlined by the Bond Resolutions (see Section A above);
2. The preservation of principal;
3. Proper application of funds;
4. The maintenance of demand bank balances at minimum levels consistent with sound operations;
5. The maximization of income from all Authority funds available for investment.

E. Investment Practices

1. Authority Bond Resolutions define investment obligations. Currently, in accordance with Chapter 330 of the Laws of 1991, moneys of the Authority may be invested in obligations in which the Comptroller may invest pursuant to Section 98-a of the State Finance Law.

Demand and time deposits can be placed with a bank or trust company as defined by law and must be secured by direct obligations of the United States or of the State of New York having a market value at least equal to the deposits. These statutory investment requirements serve as the basic guidelines followed for all Authority investments.

2. The Authority has a designated custodian and third-party fiduciary of collateral held in escrow for demand and time deposits.

The Authority also has designated an institution to hold in safekeeping securities purchased by the Authority, including securities purchased under repurchase agreements, for all funds except Debt Service and Debt Service Reserve Funds. The safekeeping of securities for these funds is administered by the Trustee.

3. It is the Authority's policy to purchase securities with the intention of holding them to maturity. In addition to the security of the funds invested, the goal of the investment program is to maximize investment income through interest earnings.

SECTION: POLICIES – FINANCIAL

SUBJECT: INVESTMENTS

April 12, 2019

4

DATE

PAGE

4. The factors considered for each investment made by the Authority are as follows:

a. Maximizing Interest Income

Knowledge of market conditions is maintained daily. Current interest yields by type of investment together with forecasts of future interest trends are reviewed and analyzed to determine investment policy that will maximize earnings. As a result, the Authority's concentration of investments may vary depending on market yields of various types of investment and the availability of collateral.

b. Cash Disbursement Requirements

To insure cash availability, near term and annual disbursement requirements are continually updated. Monthly cash requirements for operating expenses are projected and forecasts of capital expenditures and reserve maintenance disbursements are made. Investments for one month or less are made in time deposits, discount notes, commercial paper, repurchase agreements and Treasury bills with maturities coinciding with payroll dates and projected payment needs. Longer term investments are also made in commercial paper, time deposits and U.S. Treasuries or government agencies with maturities allowing for cash availability during the construction season, on debt service payment dates and other periods requiring large cash availability. Funds are also available in the Authority's checking accounts for current disbursement requirements.

c. Term of Investments

Market conditions and cash flow requirements are considered in determining the term of an investment. In addition, rates offered by institutions are often contingent on the length of time funds are required by them. As a result, depositories may request a specific term for the investment which could be agreeable to the Authority because of the attractive rate offered. The term of an investment is also influenced by the maturity dates of other investments within the fund. An over concentration of short or long-term maturities within some funds is avoided.

d. Type of Investment and Amount Available for Investment

- Each type of investment is typically associated with a different minimum amount. Treasury bills, Treasury notes and Treasury bonds require a minimum purchase of \$100 and then can be purchased in increments of \$100. Agency issues require a minimum purchase of \$1,000 and then can be purchased in increments of \$1,000. (Note: Some agency or Treasury issues may require a minimum purchase of \$5,000.)

SECTION: POLICIES – FINANCIAL

SUBJECT: INVESTMENTS

April 12, 2019

5

DATE

PAGE

Repurchase agreements generally must be for amounts of at least \$1,000,000 and certificates of deposit start at \$100,000. Usually, Authority investments are made for amounts of at least \$100,000.

- The typical term or maturity for each type of investment varies as well. Treasury bills when first sold usually carry terms of four weeks, three months, six months or one year. Treasury notes when first sold usually carry a maturity of two to ten years while Treasury bonds carry maturities of 30 years.
- Certificates of deposit generally range in term from seven days to one year. Repurchase agreements generally range from overnight to six months. The Authority generally utilizes repurchase agreements for investments normally not exceeding 60 days.
- Also, some institutions have minimum investment amounts required for time deposits and repurchase agreement transactions. Therefore, the amount available for investment may influence the institutions contacted for rate quotations from time to time.

e. Availability of Collateral

U.S. Government securities available for sale under repurchase agreements or available as collateral for time deposits are held in different proportions by banks. Therefore, the availability of appropriate collateral influences the type of investment and the bank in which an investment is placed.

f. Revenue Projections

Near term and annual revenue projections are used as a basis for current investment decisions. Monthly charge account payments and other revenue receipts are anticipated and invested or are used for current disbursements as required. Short-term revenue investments are made for the period prior to the date revenues are required to be paid into the Operating Fund or remitted to the Trustee for allocation as required by Section 504 of the General Revenue Bond Resolution.

SECTION: POLICIES – FINANCIAL

SUBJECT: INVESTMENTS

April 12, 2019

6

DATE

PAGE

g. Investment Concentration

- Funds in the Senior Debt Service, Senior Debt Service Reserve Funds, the Junior Indebtedness Debt Service Payment Account and the Junior Indebtedness Debt Service Reserve Account must be held by the Trustee. Inasmuch as the balance in the Senior Debt Service Fund and the Junior Indebtedness Debt Service Payment Account represents accrued senior debt service and accrued junior debt service, respectively, for the current year, investments in this fund are generally less than one year.
- The Authority may maintain a higher concentration of deposits in demand accounts if market conditions are such that the earnings rate credit earned on these accounts is higher than what could be earned on permitted investments. (Demand accounts are fully collateralized with the pledged securities held by a third party custodian.)
- The Authority's bond proceeds, operating reserves, retirement funding, debt service and revenue fund balances generally represent almost all of the investment portfolio and are required for near term disbursements. Investments purchased with these funds normally mature within 18 months. As a result, the portfolio relationship of U.S. Treasuries, agencies or time deposits will vary depending on market conditions. Working capital in the Operating Fund is invested in short-term instruments.
- The Authority will maintain an investment concentration in each portfolio not to exceed the percentages noted for the authorized investment instruments. The Chief Financial Officer is authorized to approve any deviation from these limits on a case by case basis.

Category	Concentration Percentages	
	Sector Limit	Issuer Limit as a Percent of Total Portfolio
U.S. Treasury Securities	100%	100%
Municipal Debt	50%	5%
Federal Agencies	85%	40%
Commercial Paper	50%	20%
Repurchase Agreements	50%	25%
Certificates of Deposit	75%	25%
Bankers' Acceptance	25%	5%

SECTION: POLICIES – FINANCIAL

SUBJECT: INVESTMENTS

April 12, 2019

DATE

7

PAGE

For example, if the Authority had a total of \$100 million in its investment portfolio to be invested, \$85 million could be invested in Federal Agencies of which only \$40 million could be invested in FHLB paper.

- The Authority has established Investment Guidelines that include standards for the diversification of investments both by type and investment institution. These Guidelines are periodically reviewed and approved by the Authority's Chief Financial Officer.

h. Financial Strength of Institutions

- The Authority has established a list of approved banks and broker/dealers. Banks and broker/dealers must meet established criteria and be approved by the Chief Financial Officer to be placed on this list. The list specifies the investment instruments that may be purchased from the approved bank or broker/dealer.
- Investments in time deposits are made only with commercial banks. Their annual reports are reviewed to determine satisfactory financial strength. The required collateral is held by the Authority's third party custodian.
- Purchases of U.S. Treasuries and other securities require the seller to transfer securities to the Authority's custodian. The financial strength of the dealer or bank is not a factor in the purchase of securities inasmuch as they are only the seller of the obligations which are transferred through the Federal Reserve Bank or Depository Trust Company book entry system.
- The Authority enters into repurchase agreements only with dealers or banks on the Federal Reserve's most recent list of primary reporting dealers in government securities and executes a master written agreement with each dealer or bank prior to the initial repurchase transaction.

F. Description of Investments Used by the New York State Thruway Authority

1. U.S. Treasury Securities

a. Treasury Bills

Short-term, direct obligations of the U.S. Government that are usually issued with maturities of four weeks, three months, six months or one year. Bills are issued in amounts of \$100 and up in multiples of \$100. Bills do not bear a stated interest rate; the interest is calculated by taking the difference between the discount price paid at purchase and the face amount (par) collected at maturity.

SECTION: POLICIES – FINANCIAL

SUBJECT: INVESTMENTS

April 12, 2019

8

DATE

PAGE

b. Treasury Notes

Direct obligations of the U.S. Government to pay a specified rate of interest for a specified period of time on the face value (par) of the instrument. Interest is paid semi-annually and the life of notes is usually limited to ten years or under. Treasury notes can usually be purchased in \$100 denominations and require a \$100 minimum purchase.

c. Treasury Bonds

Direct obligations of the U.S. Government to pay a specified rate of interest for a specified period of time on the face value (par) of the bond. Interest is paid semi-annually and the life of the bonds is 30 years. Treasury bonds can usually be purchased in \$100 denominations and require a \$100 minimum purchase.

2. Federal Agencies

Obligations sponsored or guaranteed by government agencies and not direct obligations of the United States. Securities invested in may include bonds with a stated coupon for a fixed period of time paying interest at maturity or discount notes. Discount notes, the more common, are sold at a discount from par and earn interest on the basis of the actual number of days until maturity. At the time of investment, such agencies or its obligations must be rated at the highest rating of all independent rating agencies. In addition, no more than \$250,000,000 may be invested in the obligations of any one agency.

3. Municipal Debt

Obligations of state or local government municipal bond issuers which are rated in one of the two highest Rating Categories by S&P and Moody's or obligations of state or local government municipal bond issuers, the principal of and interest on which, when due and payable, have been insured by an insurance policy or guaranteed by a letter of credit and which are rated in one of the two highest Rating Categories by S&P and Moody's.

4. Certificate of Deposit

A negotiable or non-negotiable receipt from a bank for deposit of funds for a specified period of time at a specified rate of interest. Certificates of deposit generally range from seven days to one year and the minimum amount is \$100,000.

SECTION: POLICIES – FINANCIAL

SUBJECT: INVESTMENTS

April 12, 2019

9

DATE

PAGE

5. Repurchase Agreement

Consists of a primary reporting bank or dealer selling U.S. Treasury securities or securities of a federal agency for cash to the Authority which, at the same time, agrees to buy them back on an established date and at an agreed upon rate of interest. Generally, the Authority uses this type of investment for periods ranging from overnight to 60 days.

Repurchase agreements generally start at \$1,000,000. Payment is made against the delivery of the securities. Delivery is required. Substitution of the securities is permitted by the Authority in accordance with the Authority's repurchase agreement with the bank or broker.

6. Commercial Paper

Negotiable unsecured promissory notes issued for a specific face amount that mature on a specific future date. Maturities range from 1 to 270 days. Commercial paper is generally sold at a discount with the full face value paid at maturity. It is generally issued in book entry form, with minimum denominations beginning at \$100,000. The Authority can only purchase commercial paper in the highest Rating Category by S&P and Moody's (A-1+/P-1 and A-1/P-1). In addition, the issuer must have maintained such rating for similar obligations during the preceding six month period. No more than \$250,000,000 may be invested in the obligations of any one corporation.

7. Bankers' Acceptances

A bankers' acceptance is a promised future payment, or time draft, which is accepted and guaranteed by a bank and drawn on a deposit at the bank. After acceptance, the draft becomes an unconditional liability of the bank. The holder of the draft can sell it for cash at a discount to a buyer who is willing to wait until the maturity date for the funds in the deposit. They are widely used in international trade for payments that are due for a future shipment of goods and services. Maturities range from 30 to 180 days, but the Authority may only invest in bankers' acceptances maturing within 90 days. Bankers' acceptances are typically sold in multiples of \$100,000. No more than \$250,000,000 may be invested in such bankers' acceptances of any one bank or trust company.

SECTION: POLICIES – FINANCIAL

SUBJECT: INVESTMENTS

April 12, 2019

10

DATE

PAGE

G. Procedures Used in Making Investments

As approved by Board Resolution, a written contract is not required for certain investment transactions entered into by the Authority as it is neither practical nor a regular business practice for the types of investment instruments purchased by the Authority. Detailed records are maintained by the Authority indicating the banks or broker/dealers contacted for the purchase of each investment and the investment instrument and firm selected for the purchase.

1. U.S. Treasury Securities

When purchasing U.S. Treasury obligations (bills, notes and bonds), the Authority contacts a minimum of four security dealers or banks for the best rate offered for the investment. When a determination is made regarding which dealer or bank the Authority will make the purchase from, funds are transferred to the appropriate bank, for use by the bank to purchase the securities. The bank releases the funds covering the purchase only after advice from the Federal Reserve Bank that the securities have been received through the Federal Reserve book entry system.

2. Federal Agencies

When purchasing federal agency obligations (bonds, debentures and notes) the Authority contacts a minimum of four security dealers or banks for the best rate offered for the investment. When a determination is made regarding which dealer or bank the Authority will make the purchase from, funds are transferred to the appropriate bank, similar to the procedure for purchasing Treasury securities noted in number 1 above. The bank releases the funds covering the purchase only after advice from the Federal Reserve Bank that the securities have been received through the Federal Reserve book entry system.

3. Certificates of Deposit

- a. When certificates of deposit are purchased, a determination is made regarding the length of time for which the investment should be purchased.
- b. In order to determine current market rates, interest rate quotations are obtained from at least two banks or trust companies as defined by law. There are currently a number of banks in which the Authority has contracted to purchase certificates of deposit in which appropriate collateral has been pledged in accordance with the General Bond Resolutions. The determination regarding which banks are to be contacted is based upon the availability of collateral and the amount of monies already invested with that bank.

SECTION: POLICIES – FINANCIAL

SUBJECT: INVESTMENTS

April 12, 2019

11

DATE

PAGE

- c. Funds are generally invested with the bank paying the highest rate of interest, providing there is sufficient collateral to cover such investment. These banks, in addition to posting collateral, have expressed interest in issuing certificates of deposit, have demonstrated an ability and willingness to provide competitive interest rates and are financially sound.
 - d. Funds to cover the certificates of deposit are wired directly to the bank in which the certificate of deposit is purchased. There are two written agreements executed between the Authority and each bank. These agreements are an undertaking and an assignment of securities. These agreements commit the bank from which the Authority has purchased a certificate of deposit to the Authority's terms and conditions of sale and indemnifies and holds the Authority harmless for any loss of funds. Only with the approval of the Authority are adjustments made in the amount of collateral held by the designated custodian and third party fiduciary. Collateral is priced to insure that the market value of the securities pledged is equal to or greater than the amount invested in certificates of deposit.
 - e. When the market value of the collateral is not sufficient to cover the investments currently held, additional collateral is immediately pledged.
 - f. When a certificate of deposit matures, and the funds are not immediately needed, they are generally rolled over with the same bank. However, if the bank is not paying a competitive rate of interest, the funds are transferred to another bank or invested in other authorized investments.
4. Repurchase Agreements
- a. The Authority enters into repurchase agreements with those banks or brokers appearing on the Federal Reserve Bank's most current list of primary reporting dealers in government securities. In addition, the Authority enters into a written agreement with each bank or broker prior to investing in repurchase agreements. The written agreement commits the broker or bank to the repurchase of the securities and provides for the Authority's right to sell the securities should the bank or broker default at the time the repurchase agreement matures.
 - b. When a repurchase agreement investment is made by the Authority, funds are wired to the appropriate bank. The bank releases the funds covering the purchase only after the securities (direct obligations of, or guaranteed by, the U.S. Government or Agencies of the Government if allowed by the authorizing Bond Resolution) are received by the bank based on advice from the Federal Reserve Bank that the securities have been received through the Federal Reserve book entry system. The requirement is payment only against delivery, which is the same requirement used when Treasury or Agency securities are

SECTION: POLICIES – FINANCIAL

SUBJECT: INVESTMENTS

April 12, 2019

12

DATE

PAGE

purchased outright. The Authority also receives written confirmation of the securities purchased underlying the repurchase agreement. The description of the securities is provided at the time the investment is made to enable the Authority to price the securities and determine that the market value is sufficient to cover the principal and interest payment to be made at maturity and provide a margin of safety.

- c. During the term of a repurchase agreement, the Authority will allow the bank or broker to substitute securities for the original securities purchased in accordance with the Authority's repurchase agreement with the bank or broker.
- d. Repurchase agreements may be for overnight investments or periods generally not exceeding 60 days. This requirement protects the Authority from significant fluctuations occurring in the market value of the securities. Should the market value not be equal to the amount of the investment and the interest to be paid at maturity, additional securities are delivered to cover the investment.

5. Commercial Paper

Generally, purchases of commercial paper are used for investments not exceeding 180 days. When purchasing commercial paper the Authority contacts a minimum of four security dealers for the highest yield offered. Upon determining the successful dealer, funds are wire transferred to the appropriate bank. The bank releases the funds covering the purchase only after receipt of the actual securities or advice from the Depository Trust Company that the securities are in the Authority's name in the book entry system.

6. Bankers' Acceptances

Bankers' acceptances would be purchased using the same procedure for purchasing commercial paper, however, the maximum term is 90 days from date of purchase.

H. Procedure for Receiving Securities Through Federal Reserve Book Entry

The appropriate bank receives advice per Fed Wire that their securities account at the Fed is credited and their cash position at the Fed is charged. Payment is made at the same time to the dealer or bank through their cash position at the Fed. When the bank receives this advice, they charge the Thruway account only if authorized by the Authority and reimburse their cash position at the Fed. If securities are not for the Thruway account, the account is not charged and the bank recovers the cost of securities plus interest, if appropriate, from the seller of the securities.

SECTION: **POLICIES – FINANCIAL**SUBJECT: **INVESTMENTS**

April 12, 2019

DATE

13

PAGE

I. Responsibilities

1. Chief Financial Officer

- a. Approves the selection of depository banks and broker/dealers for the purchase and sale of securities and for securing all types of time deposits. Approval will be made based on the response from the bank or firm to the Authority's Broker/Dealer Questionnaire and submission of other required information.
- b. Gives instructions to brokers or bank agents to buy or sell such securities.
- c. Binds and obligates the banking agent or brokers and the Authority at all times in every way for the completion of any contract, arrangement or transaction entered into for or on behalf of the Authority.
- d. Establishes and maintains an internal control structure that provides assurance that the investment objectives of the Authority are met and that the Authority's investments are protected from loss, theft or misuse.
- e. Approves Investment Guidelines as submitted by the Director of Investments and Asset Management.
- f. Submits to the Authority Board and Finance Committee on a quarterly basis a report of the investments purchased within the quarter, the inventory of existing investments and the banks, brokers, agents or dealers from whom the investments were purchased.
- g. Ensures that an independent audit is completed of the Authority's investment activities to ensure compliance with this Policy.
- h. Makes an annual report to the Authority Board and Finance Committee of all investment transactions made by the Chief Financial Officer during the calendar year.
- i. Submits for Authority Board and Finance Committee approval an annual report which includes guidelines for making investments, the results of the annual independent audit, the investment income record and a list of the total fees, commissions or other charges paid to each investment banker, agent, dealer and adviser rendering investment associated services since the last report.

SECTION: POLICIES – FINANCIAL

SUBJECT: INVESTMENTS

April 12, 2019

DATE

14

PAGE

NOTE: Consistent with Title 7, Section 2925 of the Public Authority Law, formal approval of these General and Administrative Policies for Investments (25-4-01), by the Authority Board is required on at least an annual basis.

- j. After approval of the annual report by the Authority Board, submits the report to the New York State Division of the Budget, and sends copies to the New York State Office of the State Comptroller, the Senate Finance Committee and the Assembly Ways and Means Committee.
2. Director of Investments and Asset Management
 - Senior Investment Officer
 - Investment Officer
 - Associate Investment Officer/Tax Compliance Officer
 - Assistant Investment Officer

Or any other titles as designated by the Chief Financial Officer are authorized to act, in the absence of or as directed by the Chief Financial Officer, as to the investment of funds.

EXHIBIT B

Report on Compliance With Section 201.3 of Title Two of the Official Compilation of Codes, Rules and Regulations of the State of New York

Board of Directors
New York State Thruway Authority
Albany, New York

We have examined the New York State Thruway Authority's (Authority), a component unit of the State of New York, compliance with the requirements of Section 201.3 of Title Two of the *Official Compilation of Codes, Rules and Regulations of the State of New York* (Section 201.3) during the year ended December 31, 2021. Management of the Authority is responsible for the Authority's compliance with Section 201.3. Our responsibility is to express an opinion on the Authority's compliance with Section 201.3 based on our examination.

Our examination was conducted in accordance with attestation standards established by the American Institute of Certified Public Accountants and standards applicable to attestation engagements contained in *Government Auditing Standards*, issued by the Comptroller General of the United States. Those standards require that we plan and perform the examination to obtain reasonable assurance about whether the Authority complied, in all material respects, with the specified requirements referenced above. An examination involves performing procedures to obtain evidence about whether the Authority complied with the specified requirements. The nature, timing, and extent of the procedures selected depend on our judgment, including an assessment of the risks of material noncompliance, whether due to fraud or error. We believe that the evidence we obtained is sufficient and appropriate to provide a reasonable basis for our opinion.

Our examination does not provide a legal determination on the Authority's compliance with Section 201.3.

In our opinion, the Authority complied, in all material respects, with Section 201.3 during the year ended December 31, 2021.

In accordance with *Government Auditing Standards*, we are required to report material weaknesses and significant deficiencies in internal control, violations of provisions of laws, regulations, contracts, and grant agreements, and abuse that are material to the Authority's compliance with Section 201.3 and any fraud or illegal acts that are more than inconsequential that come to our attention during our examination. We are also required to obtain views of management on those matters. We performed our examination to express an opinion on the Authority's compliance with Section 201.3 and not for the purpose of expressing an opinion on internal control over compliance with Section 201.3 or other matters; accordingly, we express no such opinion. The results of our tests disclosed no matters that are required to be reported under *Government Auditing Standards*.

This report is intended solely for the information and use of Authority management, the Board of Directors, and New York State and is not intended to be and should not be used by anyone other than these specified parties.

Albany, New York
_____, 2022

EXHIBIT C

Summary - Yearly Investments by Fund
For the Year Ending December 31, 2021
All Programs
New York State Thruway Authority

Program	Cost	Interest for Year	Avg. Yield	Weighted Average Maturity
Thruway	\$ 4,559,112,482.29	\$ 460,833.71	0.0603%	60
Trust Fund	80,893,614.21	12,385.79	0.0384%	144
PIT	<u>3,260,747,993.58</u>	<u>554,006.42</u>	0.0546%	112
Grand Total - Thruway All Programs	<u><u>\$ 7,900,754,090.08</u></u>	<u><u>\$ 1,027,225.92</u></u>		

**Summary - Yearly Investments by Fund
For the Year Ending December 31, 2021
Thruway Programs - New York State Thruway Authority**

Fund	Cost	Interest for Year	Avg. Yield
Sr. Debt Service	\$ 364,439,444.67	\$ 31,555.33	0.0410%
Sr. Debt Service Reserve	545,099,132.12	176,867.88	0.0816%
JIO - Debt Service 2016A	44,810,414.84	3,585.16	0.0407%
JIO - Debt Service Reserve 2016A	186,637,820.27	61,179.73	0.0766%
JIO Debt Service 2019B	6,548,400.42	599.58	0.0414%
Construction Fund	69,997,666.42	2,333.58	0.0387%
Reserve Maintenance	259,989,416.69	10,583.31	0.0467%
Insurance Fund	901,316.00	-	0.0000%
Capitalized Interest - Series O	51,854,673.11	8,326.89	0.0680%
Series O Bond Proceeds	789,926,966.28	73,033.72	0.0650%
Series N Bond Proceeds	478,985,883.64	14,116.36	0.0405%
General Reserve	164,994,546.42	5,453.58	0.0446%
Revenue Fund	94,997,325.00	2,675.00	0.0452%
E-ZPass Fund (Revenue)	<u>1,499,929,476.41</u>	<u>70,523.59</u>	0.0408%
Grand Total - Thruway	<u><u>\$ 4,559,112,482.29</u></u>	<u><u>\$ 460,833.71</u></u>	

Weighted Average Maturity

60

Yearly Investments By Fund
New York State Thruway Authority
For the Period January 01, 2021 thru December 31, 2021

<u>Fund - Senior Debt Service</u>	<i>Security Description</i>	<i>Maturity Date</i>	<i>Purchase Date</i>	<i>Broker / Dealer / Depository</i>	<i>Earnings for the Year</i>	<i>Total Cost</i>	<i>Yield to Maturity</i>
	Treasury Bill	07/01/2021	01/29/2021	Wells Fargo Securities, LLC	\$ 777.65	\$ 2,814,222.35	0.065
	Treasury Bill	07/01/2021	02/26/2021	Piper Sandler & Co	320.14	2,793,679.86	0.033
	Treasury Bill	06/17/2021	03/31/2021	Key Bank	30.26	2,793,969.74	0.005
	Federal Home Loan Bank	06/25/2021	04/30/2021	Bank of America Merrill Lynch	8.69	2,793,491.31	0.002
	Toronto Dominion (TD Bank)	06/30/2021	05/28/2021	Piper Sandler & Co	66.59	2,793,933.41	0.026
	Exxon Mobil Corp	06/30/2021	06/17/2021	Wells Fargo Securities, LLC	40.76	2,821,959.24	0.04
	Treasury Bill	06/29/2021	06/25/2021	BNY Mellon Capital Markets, LLC	10.86	2,793,989.14	0.035
	Treasury Bill	09/14/2021	07/02/2021	American Veterans Group, PBC	1,103.85	13,425,396.15	0.04
	Treasury Bill	12/30/2021	07/30/2021	Wells Fargo Securities	474.64	2,791,525.36	0.04
	Treasury Bill	12/28/2021	08/31/2021	Wells Fargo Securities, LLC	392.93	2,796,607.07	0.0425
	Treasury Bill	12/30/2021	09/14/2021	Wells Fargo Securities, LLC	1,696.15	13,425,803.85	0.0425
	Treasury Bill	12/30/2021	09/30/2021	Amherst Pierpont Securities	109.47	1,443,390.53	0.03
	Treasury Bill	12/15/2021	10/29/2021	Amherst Pierpont Securities	291.03	2,343,708.97	0.0951
	Treasury Bill	12/28/2021	11/30/2021	Amherst Pierpont Securities	164.03	2,343,335.97	0.09
	Treasury Bill	12/30/2021	12/15/2021	Key Bank	10.74	2,343,989.26	0.011
	Treasury Bill	07/01/2021	01/29/2021	Wells Fargo Securities, LLC	1,032.48	3,736,467.52	0.065
	Treasury Bill	07/01/2021	02/26/2021	Piper Sandler & Co	427.40	3,729,572.60	0.033
	Treasury Bill	06/17/2021	03/31/2021	Key Bank	40.40	3,728,959.60	0.005
	Federal Home Loan Bank	06/25/2021	04/30/2021	Bank of America Merrill Lynch	11.60	3,729,988.40	0.002
	Toronto Dominion (TD Bank)	06/30/2021	05/28/2021	Piper Sandler & Co	88.89	3,729,411.11	0.026
	Exxon Mobil Corp	06/30/2021	06/17/2021	Wells Fargo Securities, LLC	53.87	3,729,446.13	0.04
	Treasury Bill	06/29/2021	06/25/2021	BNY Mellon Capital Markets, LLC	14.51	3,729,985.49	0.035
	Treasury Bill	09/14/2021	07/02/2021	American Veterans Group, PBC	664.31	8,078,835.69	0.04
	Treasury Bill	12/30/2021	07/30/2021	Wells Fargo Securities	633.59	3,726,366.41	0.04
	Treasury Bill	12/28/2021	08/31/2021	Wells Fargo Securities, LLC	524.58	3,733,475.42	0.0425
	Treasury Bill	12/30/2021	09/14/2021	Wells Fargo Securities, LLC	1,020.73	8,079,479.27	0.0425
	Treasury Bill	12/30/2021	09/30/2021	Amherst Pierpont Securities	282.74	3,728,217.26	0.03
	Treasury Bill	12/15/2021	10/29/2021	Amherst Pierpont Securities	463.05	3,729,036.95	0.0951
	Treasury Bill	12/28/2021	11/30/2021	Amherst Pierpont Securities	261.14	3,730,238.86	0.09
	Treasury Bill	12/30/2021	12/15/2021	Key Bank	17.10	3,729,982.90	0.011
	Treasury Bill	07/01/2021	01/29/2021	Wells Fargo Securities, LLC	1,430.42	5,176,569.58	0.065
	Treasury Bill	07/01/2021	02/26/2021	Piper Sandler & Co	590.79	5,155,409.21	0.033
	Treasury Bill	06/17/2021	03/31/2021	Key Bank	55.86	5,155,944.14	0.005
	Federal Home Loan Bank	06/25/2021	04/30/2021	Bank of America Merrill Lynch	16.04	5,155,983.96	0.002
	Toronto Dominion (TD Bank)	06/30/2021	05/28/2021	Piper Sandler & Co	122.88	5,155,877.12	0.026
	Exxon Mobil Corp	06/30/2021	06/17/2021	Wells Fargo Securities, LLC	74.48	5,156,425.52	0.04
	Treasury Bill	06/29/2021	06/25/2021	BNY Mellon Capital Markets, LLC	20.19	5,191,979.81	0.035
	Treasury Bill	09/14/2021	07/02/2021	American Veterans Group, PBC	1,154.48	14,039,845.52	0.04
	Treasury Bill	12/30/2021	07/30/2021	Wells Fargo Securities	876.18	5,153,123.82	0.04
	Treasury Bill	12/28/2021	08/31/2021	Wells Fargo Securities, LLC	724.91	5,159,275.09	0.0425
	Treasury Bill	12/30/2021	09/14/2021	Wells Fargo Securities, LLC	1,773.90	14,041,226.10	0.0425
	Treasury Bill	12/30/2021	09/30/2021	Amherst Pierpont Securities	390.92	5,154,609.08	0.03
	Treasury Bill	12/15/2021	10/29/2021	Amherst Pierpont Securities	640.22	5,155,859.78	0.0951
	Treasury Bill	12/28/2021	11/30/2021	Amherst Pierpont Securities	360.96	5,156,139.04	0.09
	Treasury Bill	12/30/2021	12/15/2021	Key Bank	23.63	5,155,976.37	0.011
	Treasury Bill	07/01/2021	01/29/2021	Wells Fargo Securities, LLC	1,303.21	4,716,196.79	0.065
	Treasury Bill	07/01/2021	02/26/2021	Piper Sandler & Co	539.80	4,710,460.20	0.033
	Treasury Bill	06/17/2021	03/31/2021	Key Bank	51.04	4,710,948.96	0.005
	Federal Home Loan Bank	06/25/2021	04/30/2021	Bank of America Merrill Lynch	14.65	4,710,485.35	0.002
	Toronto Dominion (TD Bank)	06/30/2021	05/28/2021	Piper Sandler & Co	112.28	4,710,887.72	0.026
	Exxon Mobil Corp	06/30/2021	06/17/2021	Wells Fargo Securities, LLC	68.05	4,710,931.95	0.04
	Treasury Bill	06/29/2021	06/25/2021	BNY Mellon Capital Markets, LLC	18.32	4,709,981.68	0.035
	Treasury Bill	09/14/2021	07/02/2021	American Veterans Group, PBC	1,357.65	16,510,642.35	0.04

Treasury Bill	12/30/2021	07/30/2021	Wells Fargo Securities	800.53	4,708,199.47	0.04
Treasury Bill	12/28/2021	08/31/2021	Wells Fargo Securities, LLC	662.11	4,712,337.89	0.0425
Treasury Bill	12/30/2021	09/14/2021	Wells Fargo Securities, LLC	2,086.17	16,512,913.83	0.0425
Treasury Bill	12/30/2021	09/30/2021	Amherst Pierpont Securities	357.14	4,709,142.86	0.03
Treasury Bill	12/15/2021	10/29/2021	Amherst Pierpont Securities	584.91	4,710,415.09	0.0951
Treasury Bill	12/28/2021	11/30/2021	Amherst Pierpont Securities	329.77	4,710,670.23	0.09
Treasury Bill	12/30/2021	12/15/2021	Key Bank	21.59	4,710,978.41	0.011
Treasury Bill	07/01/2021	01/29/2021	Wells Fargo Securities, LLC	612.17	2,215,387.83	0.065
Treasury Bill	07/01/2021	02/26/2021	Piper Sandler & Co	250.77	2,188,249.23	0.033
Treasury Bill	06/17/2021	03/31/2021	Key Bank	23.71	2,188,976.29	0.005
Federal Home Loan Bank	06/25/2021	04/30/2021	Bank of America Merrill Lynch	6.81	2,188,993.19	0.002
Toronto Dominion (TD Bank)	06/30/2021	05/28/2021	Piper Sandler & Co	52.16	2,188,447.84	0.026
Exxon Mobil Corp	06/30/2021	06/17/2021	Wells Fargo Securities, LLC	31.63	2,189,468.37	0.04
Treasury Bill	06/29/2021	06/25/2021	BNY Mellon Capital Markets, LLC	8.51	2,188,991.49	0.035
Treasury Bill	09/14/2021	07/02/2021	American Veterans Group, PBC	2.14	25,997.86	0.04
Treasury Bill	12/30/2021	07/30/2021	Wells Fargo Securities	357.34	2,101,642.66	0.04
Treasury Bill	12/28/2021	08/31/2021	Wells Fargo Securities, LLC	319.61	2,274,680.39	0.0425
Treasury Bill	12/30/2021	09/14/2021	Wells Fargo Securities, LLC	3.47	27,496.53	0.0425
Treasury Bill	12/30/2021	09/30/2021	Amherst Pierpont Securities	166.00	2,188,834.00	0.03
Treasury Bill	12/15/2021	10/29/2021	Amherst Pierpont Securities	271.78	2,188,728.22	0.0951
Treasury Bill	12/28/2021	11/30/2021	Amherst Pierpont Securities	153.23	2,188,846.77	0.09
Treasury Bill	12/30/2021	12/15/2021	Key Bank	10.03	2,188,989.97	0.011
Treasury Bill	07/01/2021	01/29/2021	Wells Fargo Securities, LLC	440.34	1,593,559.66	0.065
Treasury Bill	07/01/2021	02/26/2021	Piper Sandler & Co	177.55	1,549,322.45	0.033
Treasury Bill	06/17/2021	03/31/2021	Key Bank	16.77	1,547,983.23	0.005
Federal Home Loan Bank	06/25/2021	04/30/2021	Bank of America Merrill Lynch	4.83	1,547,995.17	0.002
Toronto Dominion (TD Bank)	06/30/2021	05/28/2021	Piper Sandler & Co	36.94	1,549,963.06	0.026
Exxon Mobil Corp	06/30/2021	06/17/2021	Wells Fargo Securities, LLC	22.35	1,547,477.65	0.04
Treasury Bill	06/29/2021	06/25/2021	BNY Mellon Capital Markets, LLC	6.05	1,555,993.95	0.035
Treasury Bill	09/14/2021	07/02/2021	American Veterans Group, PBC	3.70	44,996.30	0.04
Treasury Bill	12/30/2021	07/30/2021	Wells Fargo Securities	262.82	1,545,737.18	0.04
Treasury Bill	12/28/2021	08/31/2021	Wells Fargo Securities, LLC	218.03	1,551,781.97	0.0425
Treasury Bill	12/30/2021	09/14/2021	Wells Fargo Securities, LLC	5.49	43,494.51	0.0425
Treasury Bill	12/30/2021	09/30/2021	Amherst Pierpont Securities	117.58	1,550,382.42	0.03
Treasury Bill	12/15/2021	10/29/2021	Amherst Pierpont Securities	192.32	1,548,807.68	0.0951
Treasury Bill	12/28/2021	11/30/2021	Amherst Pierpont Securities	108.43	1,548,891.57	0.09
Treasury Bill	12/30/2021	12/15/2021	Key Bank	7.10	1,548,992.90	0.011
Treasury Bill	12/15/2021	10/29/2021	Amherst Pierpont Securities	42.71	343,957.29	0.0951
Treasury Bill	12/28/2021	11/30/2021	Amherst Pierpont Securities	24.12	344,475.88	0.09
Treasury Bill	12/30/2021	12/15/2021	Key Bank	1.58	343,998.42	0.011
				\$ 31,555.33	\$ 364,439,444.67	

Fund - Senior Debt Service Reserve

Treasury Bill	09/21/2021	06/10/2021	BNY Mellon Capital Markets, LLC	\$ 4,675.23	\$ 72,620,324.77	0.0225
Treasury Bill	12/30/2021	09/21/2021	Multi-Bank Securities Inc	6,152.87	72,619,847.13	0.0305
Treasury Bill	06/23/2022	12/30/2021	Piper Sandler & Co	59,001.22	72,619,998.78	0.167
Treasury Bill	08/12/2021	05/11/2021	Piper Sandler & Co	715.26	23,072,284.74	0.012
Treasury Bill	12/23/2021	08/12/2021	Amherst Pierpont Securities	3,418.65	23,072,581.35	0.0401
Treasury Bill	06/16/2022	12/23/2021	The Williams Capital Group, LP	14,701.93	23,072,298.07	0.131
Federal Home Loan Bank	11/19/2021	06/17/2021	Multi-Bank Securities Inc.	1,779.87	17,971,220.13	0.023
Treasury Bill	12/23/2021	11/19/2021	Wells Fargo Securities, LLC	1,612.58	17,971,387.42	0.095
Treasury Bill	06/16/2022	12/23/2021	The Williams Capital Group, LP	11,451.67	17,971,548.33	0.131
Treasury Bill	12/30/2021	10/07/2021	Wells Fargo Securities, LLC	2,238.90	17,443,761.10	0.055
Treasury Bill	06/23/2022	12/30/2021	Piper Sandler & Co	14,172.50	17,443,827.50	0.167
Treasury Bill	12/16/2021	06/17/2021	Loop Capital Markets	14,973.92	84,610,026.08	0.035
Treasury Bill	06/09/2022	12/16/2021	Piper Sandler & Co	41,973.28	84,610,026.72	0.102
				\$ 176,867.88	\$ 545,099,132.12	

Fund - JIO - Debt Service 2016A

Treasury Bill	07/01/2021	01/29/2021	Wells Fargo Securities, LLC	\$ 956.10	\$ 3,460,043.90	0.065
Treasury Bill	07/01/2021	02/26/2021	Piper Sandler & Co	393.36	3,432,606.64	0.033
Treasury Bill	06/17/2021	03/31/2021	Key Bank	37.19	3,432,962.81	0.005

Federal Home Loan Bank	06/25/2021	04/30/2021	Bank of America Merrill Lynch	10.68	3,431,989.32	0.002
Toronto Dominion (TD Bank)	06/30/2021	05/28/2021	Piper Sandler & Co	81.82	3,432,918.18	0.026
Exxon Mobil Corp	06/30/2021	06/17/2021	Wells Fargo Securities, LLC	49.59	3,432,950.41	0.04
Treasury Bill	06/29/2021	06/25/2021	BNY Mellon Capital Markets, LLC	13.37	3,437,986.63	0.035
Treasury Bill	12/30/2021	07/02/2021	BNY Mellon Capital Markets, LLC	34.39	151,965.61	0.045
Treasury Bill	12/30/2021	07/30/2021	Wells Fargo Securities	583.61	3,432,416.39	0.04
Treasury Bill	12/28/2021	08/31/2021	Wells Fargo Securities, LLC	482.43	3,433,517.57	0.0425
Treasury Bill	12/30/2021	09/30/2021	Amherst Pierpont Securities	260.34	3,432,739.66	0.03
Treasury Bill	12/15/2021	10/29/2021	Amherst Pierpont Securities	426.24	3,432,573.76	0.0951
Treasury Bill	12/28/2021	11/30/2021	Amherst Pierpont Securities	240.31	3,432,759.69	0.09
Treasury Bill	12/30/2021	12/15/2021	Key Bank	15.73	3,432,984.27	0.011
				\$ 3,585.16	\$ 44,810,414.84	

Fund - JIO Debt Service Reserve 2016A

Treasury Bill	06/24/2021	03/11/2021	American Veterans Group, PBC	5,806.81	62,212,193.19	0.032
Treasury Bill	12/23/2021	06/24/2021	The Williams Capital Group, LP	15,729.86	62,212,270.14	0.05
Treasury Bill	06/16/2022	12/23/2021	The Williams Capital Group, LP	39,643.06	62,213,356.94	0.131
				\$ 61,179.73	\$ 186,637,820.27	

Fund - JIO Debt Service 2019B

Treasury Bill	07/01/2021	01/29/2021	Wells Fargo Securities, LLC	127.35	460,872.65	0.065
Treasury Bill	07/01/2021	02/26/2021	Piper Sandler & Co	52.94	461,947.06	0.033
Treasury Bill	06/17/2021	03/31/2021	Key Bank	5.00	461,995.00	0.005
Federal Home Loan Bank	06/25/2021	04/30/2021	Bank of America Merrill Lynch	1.44	461,998.56	0.002
Toronto Dominion (TD Bank)	06/30/2021	05/28/2021	Piper Sandler & Co	11.01	461,988.99	0.026
Exxon Mobil Corp	06/30/2021	06/17/2021	Wells Fargo Securities, LLC	6.67	461,993.33	0.04
Treasury Bill	06/29/2021	06/25/2021	BNY Mellon Capital Markets, LLC	1.80	461,998.20	0.035
Treasury Bill	12/30/2021	07/02/2021	BNY Mellon Capital Markets, LLC	123.08	543,876.92	0.045
Treasury Bill	12/30/2021	07/30/2021	Wells Fargo Securities	78.54	461,921.46	0.04
Treasury Bill	12/28/2021	08/31/2021	Wells Fargo Securities, LLC	64.90	461,935.10	0.0425
Treasury Bill	12/30/2021	09/30/2021	Amherst Pierpont Securities	35.03	461,964.97	0.03
Treasury Bill	12/15/2021	10/29/2021	Amherst Pierpont Securities	57.36	461,942.64	0.0951
Treasury Bill	12/28/2021	11/30/2021	Amherst Pierpont Securities	32.34	461,967.66	0.09
Treasury Bill	12/30/2021	12/15/2021	Key Bank	2.12	461,997.88	0.011
				\$ 599.58	\$ 6,548,400.42	

Construction Fund

Treasury Bill	02/02/2021	01/05/2021	American Veterans Group, PBC	\$ 598.90	\$ 9,999,401.10	0.077
Treasury Bill	03/04/2021	02/02/2021	Piper Sandler & Co	333.33	9,999,666.67	0.04
Treasury Bill	04/06/2021	03/04/2021	Alamo Capital	320.83	9,999,679.17	0.035
Treasury Bill	05/06/2021	04/06/2021	Multi-Bank Securities Inc.	108.30	9,999,891.70	0.013
Exxon Mobil Corp	06/03/2021	05/06/2021	Piper Sandler & Co	272.22	9,999,727.78	0.035
Toronto Dominion (TD Bank)	07/13/2021	06/03/2021	Key Bank	388.89	9,999,611.11	0.035
Treasury Bill	08/10/2021	07/13/2021	Bancroft Capital, LLC	311.11	9,999,688.89	0.04
				\$ 2,333.58	\$ 69,997,666.42	

Fund - Reserve Maintenance

Toronto Dominion (TD Bank)	04/08/2021	03/18/2021	Stern Brothers & Co.	\$ 1,172.50	\$ 29,998,827.50	0.067
Koch Resources	04/06/2021	03/19/2021	Wells Fargo Securities, LLC	1,050.00	29,998,950.00	0.07
Toronto Dominion (TD Bank)	04/30/2021	04/06/2021	Stern Brothers & Co.	640.00	14,999,360.00	0.064
Toronto Dominion (TD Bank)	05/07/2021	04/06/2021	Stern Brothers & Co.	968.75	14,999,031.25	0.075
Treasury Bill	05/13/2021	04/08/2021	BNY Mellon Capital Markets, LLC	145.83	14,999,854.17	0.01
Treasury Bill	05/20/2021	04/08/2021	American Veterans Group, PBC	175.05	14,999,824.95	0.01
Exxon Mobil Corp	05/27/2021	04/30/2021	Stern Brothers & Co.	382.50	14,999,617.50	0.034
Exxon Mobil Corp	06/04/2021	05/07/2021	Piper Sandler & Co	408.33	14,999,591.67	0.035
Exxon Mobil Corp	06/22/2021	05/13/2021	Piper Sandler & Co	600.00	14,999,400.00	0.036
Exxon Mobil Corp	06/28/2021	06/04/2021	Multi-Bank Securities Inc.	109.95	14,999,890.05	0.011
Exxon Mobil Corp	08/04/2021	06/22/2021	Key Bank	1,039.17	14,998,960.83	0.058
Treasury Bill	08/10/2021	06/28/2021	Multi-Bank Securities Inc.	770.40	14,999,229.60	0.043
Toronto Dominion (TD Bank)	08/12/2021	07/01/2021	Stern Brothers & Co	2,245.83	24,997,754.17	0.077
Treasury Bill	09/09/2021	08/05/2021	BNY Mellon Capital Markets, LLC	875.00	24,999,125.00	0.036
				\$ 10,583.31	\$ 259,989,416.69	

Fund - Insurance

Certificate of Deposit	03/08/2022	03/08/2021	M & T Bank	\$	-	\$	69,000.00	0
Certificate of Deposit	04/22/2022	04/22/2021	Solvay Bank		-		55,514.00	0
Certificate of Deposit	06/16/2022	06/16/2021	Community Bank, NA		-		62,900.00	0
Certificate of Deposit	06/24/2022	06/24/2021	Manufacturers and Traders Trust Co		-		205,000.00	0
Certificate of Deposit	07/08/2022	07/08/2021	NBT Bank, NA		-		453,396.00	0
Certificate of Deposit	12/28/2022	12/28/2021	NBT Bank, NA		-		55,506.00	0
				\$	-	\$	901,316.00	

Fund - Capitalized Interest Series O

Toronto Dominion (TD Bank)	12/31/2021	10/07/2021	Piper Sandler & Co	\$	8,326.89	\$	51,854,673.11	0.068
				\$	8,326.89	\$	51,854,673.11	

Fund - Bond Proceeds Series O

Treasury Bill	10/28/2021	10/07/2021	Stern Brothers & Co.	\$	3,062.50	\$	99,996,937.50	0.0525
Exxon Mobil Corp	11/09/2021	10/07/2021	Wells Fargo Securities, LLC		5,041.67		99,994,958.33	0.055
Treasury Bill	12/09/2021	10/07/2021	Wells Fargo Securities, LLC		7,218.75		74,992,781.25	0.055
Toronto Dominion (TD Bank)	12/08/2021	10/07/2021	Piper Sandler & Co		2,927.78		24,997,072.22	0.068
Treasury Bill	01/13/2022	10/07/2021	Wells Fargo Securities, LLC		8,575.00		74,991,425.00	0.042
Treasury Bill	01/13/2022	10/07/2021	Wells Fargo Securities, LLC		2,858.33		24,997,141.67	0.042
Treasury Bill	12/15/2021	10/28/2021	Multi-Bank Securities Inc.		12,800.00		99,987,200.00	0.096
Treasury Bill	01/04/2022	11/10/2021	Wells Fargo Securities, LLC		3,895.83		49,996,104.17	0.051
BMW US Capital LLC	12/21/2021	12/08/2021	Piper Sandler & Co		451.39		24,999,548.61	0.05
Koch Resources	01/28/2022	12/10/2021	Wells Fargo Securities, LLC		3,062.50		24,996,937.50	0.09
BMW US Capital LLC	12/21/2021	12/10/2021	Bank of America Merrill Lynch		550.00		29,999,450.00	0.06
Toronto Dominion (TD Bank)	02/07/2022	12/10/2021	Piper Sandler & Co		4,097.22		19,995,902.78	0.125
Roche Holdings Inc.	02/10/2022	12/15/2021	Piper Sandler & Co		1,979.17		24,998,020.83	0.05
Toronto Dominion (TD Bank)	02/17/2022	12/15/2021	Stern Brothers & Co		10,400.00		49,989,600.00	0.117
Treasury Bill	02/08/2022	12/15/2021	Multi-Bank Securities Inc		1,050.25		24,998,949.75	0.0275
Treasury Bill	02/15/2022	12/21/2021	Wells Fargo Securities, LLC		933.33		19,999,066.67	0.03
Toronto Dominion (TD Bank)	02/22/2022	12/21/2021	Stern Brothers & Co.		4,130.00		19,995,870.00	0.118
				\$	73,033.72	\$	789,926,966.28	

Fund - Bond Proceeds Series N

Treasury Bill	01/21/2021	01/05/2021	Piper Sandler & Co.	\$	746.67	\$	23,999,253.33	0.07
Treasury Bill	01/26/2021	01/07/2021	BNY Mellon Capital Markets, LLC		886.67		23,999,113.33	0.07
Treasury Bill	01/28/2021	01/07/2021	Multi-Bank Securities Inc		980.00		23,999,020.00	0.07
Treasury Bill	02/04/2021	01/12/2021	Wells Fargo Securities, LLC		1,022.22		19,998,977.78	0.08
Treasury Bill	02/11/2021	01/14/2021	Bank of America Merrill Lynch		1,526.78		25,998,473.22	0.0755
Treasury Bill	02/18/2021	01/21/2021	BNY Mellon Capital Markets, LLC		1,213.33		23,998,786.67	0.065
Treasury Bill	02/25/2021	01/26/2021	Piper Sandler & Co		700.00		14,999,300.00	0.056
Treasury Bill	02/23/2021	01/28/2021	Amherst Pierpont Securities		781.73		23,999,218.27	0.0451
Treasury Bill	03/04/2021	02/04/2021	Loop Capital Markets		544.44		19,999,455.56	0.035
Treasury Bill	03/11/2021	02/11/2021	Piper Sandler & Co		392.00		17,999,608.00	0.028
Treasury Bill	03/18/2021	02/18/2021	American Veterans Group, PBC		569.28		23,999,430.72	0.0305
Treasury Bill	03/23/2021	02/23/2021	Wells Fargo Securities, LLC		326.67		23,999,673.33	0.0175
Treasury Bill	03/30/2021	02/25/2021	Wells Fargo Securities, LLC		220.00		11,999,780.00	0.02
Treasury Bill	04/08/2021	03/04/2021	Citigroup Global Markets		452.08		14,999,547.92	0.031
Treasury Bill	04/15/2021	03/11/2021	Amherst Pierpont Securities		194.44		9,999,805.56	0.02
Koch Resources	04/05/2021	03/18/2021	Wells Fargo Securities, LLC		330.00		10,999,670.00	0.06
Koch Resources	04/09/2021	03/23/2021	Bank of America Merrill Lynch		793.33		23,999,206.67	0.07
Treasury Bill	04/22/2021	03/30/2021	BNY Mellon Capital Markets, LLC		76.67		11,999,923.33	0.01
Toronto Dominion (TD Bank)	05/07/2021	04/05/2021	Stern Brothers & Co.		713.78		10,999,286.22	0.073
Treasury Bill	05/13/2021	04/08/2021	Wells Fargo Securities, LLC		145.83		14,999,854.17	0.01
Treasury Bill	05/20/2021	04/09/2021	Bank of America Merrill Lynch		341.67		23,999,658.33	0.0125
Exxon Mobil Corp	04/29/2021	04/22/2021	Bancroft Capital, LLC		81.67		11,999,918.33	0.035
Exxon Mobil Corp	05/28/2021	05/07/2021	Bancroft Capital, LLC		224.58		10,999,775.42	0.035
Exxon Mobil Corp	06/18/2021	05/13/2021	Stern Brothers & Co		541.50		14,999,458.50	0.0361
Federal Home Loan Bank	06/24/2021	05/20/2021	Multi-Bank Securities Inc.		38.80		19,999,961.20	0.002
Treasury Bill	07/08/2021	06/24/2021	Amherst Pierpont Securities		272.22		19,999,727.78	0.035
				\$	14,116.36	\$	478,985,883.64	

Fund - General Reserve

Treasury Bill	01/21/2021	01/04/2021	BNY Mellon Capital Markets, LLC	\$ 283.33	\$ 9,999,716.67	0.06
Treasury Bill	02/02/2021	01/14/2021	The Williams Capital Group, LP	593.75	14,999,406.25	0.075
Treasury Bill	02/04/2021	01/21/2021	BNY Mellon Capital Markets, LLC	233.33	9,999,766.67	0.06
Treasury Bill	02/16/2021	02/02/2021	Multi-Bank Securities Inc.	105.00	9,999,895.00	0.027
Treasury Bill	03/09/2021	02/04/2021	The Williams Capital Group, LP	275.00	9,999,725.00	0.03
Treasury Bill	03/18/2021	02/16/2021	The Williams Capital Group, LP	225.00	9,999,775.00	0.027
Treasury Bill	04/08/2021	03/09/2021	Amherst Pierpont Securities	250.83	9,999,749.17	0.0301
Toronto Dominion (TD Bank)	04/05/2021	03/18/2021	Stern Brothers & Co.	350.00	9,999,650.00	0.07
Kimberly-Clark Corp	04/30/2021	04/05/2021	Key Bank	284.72	9,999,715.28	0.041
Toronto Dominion (TD Bank)	05/07/2021	04/08/2021	BNY Mellon Capital Markets, LLC	563.89	9,999,436.11	0.07
Exxon Mobil Corp	05/21/2021	04/30/2021	Multi-Bank Securities Inc.	90.40	4,999,909.60	0.031
Exxon Mobil Corp	06/02/2021	05/07/2021	Stern Brothers & Co.	379.17	14,999,620.83	0.035
Toronto Dominion (TD Bank)	07/06/2021	06/02/2021	Key Bank	538.33	14,999,461.67	0.038
Exxon Mobil Corp	08/05/2021	07/01/2021	Piper Sandler & Co	437.50	9,999,562.50	0.045
Exxon Mobil Corp	08/19/2021	07/06/2021	Stern Brothers & Co.	843.33	14,999,156.67	0.046
				\$ 5,453.58	\$ 164,994,546.42	

Fund - Thruway Revenue

Treasury Bill	01/28/2021	01/04/2021	BNY Mellon Capital Markets, LLC	1,800.00	44,998,200.00	0.06
Treasury Bill	02/25/2021	02/04/2021	Alamo Capital	875.00	49,999,125.00	0.03
				\$ 2,675.00	\$ 94,997,325.00	

Fund - E-ZPass Revenue

Treasury Bill	02/11/2021	01/05/2021	American Veterans Group, PBC	1,683.00	24,998,317.00	0.0655
Treasury Bill	02/09/2021	01/07/2021	Amherst Pierpont Securities	1,031.25	14,998,968.75	0.075
Treasury Bill	02/18/2021	01/07/2021	Citigroup Global Markets	2,333.33	24,997,666.67	0.08
Treasury Bill	02/18/2021	01/12/2021	Bank of America Merrill Lynch	1,233.33	14,998,766.67	0.08
Treasury Bill	02/25/2021	01/12/2021	Wells Fargo Securities, LLC	2,444.44	24,997,555.56	0.08
Treasury Bill	02/16/2021	01/21/2021	American Veterans Group, PBC	1,101.50	24,998,898.50	0.061
Treasury Bill	02/23/2021	01/26/2021	Amherst Pierpont Securities	991.67	24,999,008.33	0.051
Treasury Bill	02/25/2021	02/05/2021	Stern Brothers & Co.	277.78	24,999,722.22	0.02
Treasury Bill	03/30/2021	02/08/2021	Stern Brothers & Co.	781.25	24,999,218.75	0.0225
Treasury Bill	03/09/2021	02/09/2021	American Veterans Group, PBC	291.60	14,999,708.40	0.025
Treasury Bill	03/16/2021	02/11/2021	Amherst Pierpont Securities	710.42	24,999,289.58	0.031
Treasury Bill	03/09/2021	02/12/2021	Amherst Pierpont Securities	261.46	14,999,738.54	0.0251
Treasury Bill	03/16/2021	02/17/2021	The Williams Capital Group, LP	600.00	24,999,400.00	0.032
Treasury Bill	03/23/2021	02/18/2021	BNY Mellon Capital Markets, LLC	275.00	14,999,725.00	0.02
Treasury Bill	03/30/2021	02/18/2021	BNY Mellon Capital Markets, LLC	694.44	24,999,305.56	0.025
Treasury Bill	03/23/2021	02/22/2021	American Veterans Group, PBC	362.50	24,999,637.50	0.018
Treasury Bill	04/06/2021	03/01/2021	Bancroft Capital, LLC	500.00	19,999,500.00	0.025
Treasury Bill	04/13/2021	03/01/2021	Amherst Pierpont Securities	740.56	19,999,259.44	0.031
Treasury Bill	04/15/2021	03/02/2021	BNY Mellon Capital Markets, LLC	916.67	24,999,083.33	0.03
Treasury Bill	04/15/2021	03/09/2021	Amherst Pierpont Securities	925.00	29,999,075.00	0.03
Treasury Bill	04/29/2021	03/10/2021	The Williams Capital Group, LP	972.22	24,999,027.78	0.028
Treasury Bill	04/29/2021	03/15/2021	Amherst Pierpont Securities	628.12	24,999,371.88	0.0201
Treasury Bill	04/20/2021	03/16/2021	Amherst Pierpont Securities	145.83	14,999,854.17	0.01
Treasury Bill	05/25/2021	03/30/2021	Wells Fargo Securities, LLC	583.33	24,999,416.67	0.015
Treasury Bill	05/04/2021	03/30/2021	BNY Mellon Capital Markets, LLC	72.92	14,999,927.08	0.005
Treasury Bill	05/11/2021	03/30/2021	Amherst Pierpont Securities	87.50	14,999,912.50	0.005
Treasury Bill	05/18/2021	04/06/2021	Bank of America Merrill Lynch	437.50	24,999,562.50	0.015
Toronto Dominion (TD Bank)	05/11/2021	04/12/2021	Stern Brothers & Co.	906.25	14,999,093.75	0.075
Treasury Bill	05/18/2021	04/13/2021	American Veterans Group, PBC	182.25	24,999,817.75	0.0075
Federal Home Loan Bank	05/27/2021	04/20/2021	Tribal Capital Markets, LLC	257.00	24,999,743.00	0.01
Toronto Dominion (TD Bank)	05/18/2021	04/23/2021	Stern Brothers & Co.	1,145.83	24,998,854.17	0.066
Treasury Bill	06/03/2021	05/04/2021	BNY Mellon Capital Markets, LLC	31.25	14,999,968.75	0.0025
Nestle Capital Corporation	06/09/2021	05/10/2021	Citigroup Global Markets	625.00	24,999,375.00	0.03
Exxon Mobil Corp	06/14/2021	05/11/2021	Stern Brothers & Co.	510.00	14,999,490.00	0.036
Exxon Mobil Corp	06/22/2021	05/11/2021	Stern Brothers & Co.	1,079.17	24,998,920.83	0.037
Federal Home Loan Bank	06/28/2021	05/17/2021	Multi-Bank Securities Inc.	145.75	24,999,854.25	0.005
Koch Resources	06/30/2021	05/18/2021	Wells Fargo Securities, LLC	1,791.67	24,998,208.33	0.06

Treasury Bill	07/29/2021	05/24/2021	Bank of America Merrill Lynch	45.83	24,999,954.17	0.001
Treasury Bill	07/29/2021	05/27/2021	Piper Sandler & Co	131.25	24,999,868.75	0.003
Toronto Dominion (TD Bank)	07/13/2021	06/01/2021	Stern Brothers & Co.	1,108.33	24,998,891.67	0.038
Toronto Dominion (TD Bank)	07/06/2021	06/03/2021	Key Bank	481.25	14,999,518.75	0.035
Federal Home Loan Bank	08/25/2021	06/09/2021	Wells Fargo Securities, LLC	314.42	9,799,685.58	0.015
Federal Home Loan Bank	08/27/2021	06/09/2021	Wells Fargo Securities, LLC	500.33	15,199,499.67	0.015
Toronto Dominion (TD Bank)	07/20/2021	06/14/2021	Stern Brothers & Co.	950.00	24,999,050.00	0.038
Exxon Mobil Corp	08/03/2021	06/21/2021	Stern Brothers & Co.	1,731.94	24,998,268.06	0.058
Treasury Bill	08/17/2021	06/22/2021	BNY Mellon Capital Markets, LLC	1,458.33	24,998,541.67	0.0375
Treasury Bill	08/31/2021	06/23/2021	Key Bank	1,677.08	24,998,322.92	0.035
Treasury Bill	08/31/2021	07/07/2021	American Veterans Group, PBC	1,718.75	24,998,281.25	0.045
Toronto Dominion (TD Bank)	08/17/2021	07/19/2021	Stern Brothers & Co.	1,550.69	24,998,449.31	0.077
Toronto Dominion (TD Bank)	08/24/2021	07/19/2021	Stern Brothers & Co.	1,937.50	24,998,062.50	0.0775
Treasury Bill	09/16/2021	07/26/2021	Multi-Bank Securities Inc.	1,264.00	24,998,736.00	0.035
Toronto Dominion (TD Bank)	09/16/2021	08/05/2021	Stern Brothers & Co.	1,968.75	24,998,031.25	0.0675
Toronto Dominion (TD Bank)	09/28/2021	08/23/2021	Stern Brothers & Co.	1,425.00	24,998,575.00	0.057
Toronto Dominion (TD Bank)	09/28/2021	08/24/2021	Stern Brothers & Co.	1,409.72	24,998,590.28	0.058
Toronto Dominion (TD Bank)	10/14/2021	09/03/2021	Stern Brothers & Co.	1,622.92	24,998,377.08	0.057
Treasury Bill	10/28/2021	09/07/2021	Amherst Pierpont Securities	1,774.37	24,998,225.63	0.0501
Koch Resources	10/29/2021	09/09/2021	Key Bank	1,996.53	24,998,003.47	0.0575
Treasury Bill	10/19/2021	09/16/2021	American Veterans Group, PBC	1,150.50	24,998,849.50	0.0502
Treasury Bill	11/16/2021	09/27/2021	Bank of America	1,215.28	24,998,784.72	0.035
Toronto Dominion (TD Bank)	11/30/2021	09/27/2021	Stern Brothers & Co.	3,022.22	24,996,977.78	0.068
Koch Resources	11/16/2021	09/28/2021	Wells Fargo Securities, LLC	2,041.67	24,997,958.33	0.06
Koch Resources	11/30/2021	11/01/2021	Wells Fargo Securities, LLC	1,208.33	24,998,791.67	0.06
Treasury Bill	12/15/2021	11/02/2021	Amherst Pierpont Securities	2,120.14	24,997,879.86	0.071
Treasury Bill	12/21/2021	11/15/2021	Amherst Pierpont Securities	1,275.00	24,998,725.00	0.051
Koch Resources	01/18/2022	12/01/2021	Wells Fargo Securities, LLC	5,666.67	49,994,333.33	0.085
				\$ 70,523.59	\$ 1,499,929,476.41	
Grand Total - Thruway All Programs				\$ 460,833.71	\$ 4,559,112,482.29	WAM

**Summary - Yearly Investments by Fund
For the Year Ending December 31, 2021
Trust Fund Program - New York State Thruway Authority**

Fund	Cost	Interest for Year	Avg. Yield
Trust Fund Bond Service	<u>\$ 80,893,614.21</u>	<u>\$ 12,385.79</u>	0.0384%
Total	<u><u>\$ 80,893,614.21</u></u>	<u><u>\$ 12,385.79</u></u>	0.0384%
Weighted Average Maturity			144

Yearly Investments By Fund
New York State Thruway Authority
For the Period January 01, 2021 thru December 31, 2021

<i>Security Description</i>	<i>Maturity Date</i>	<i>Purchase Date</i>	<i>Broker / Dealer / Depository</i>	<i>Earnings for the Year</i>	<i>Total Cost</i>	<i>Yield to Maturity</i>	
<u>Fund - Trust Fund Debt Service</u>							
Treasury Bill	04/01/21	03/12/21	American Veterans Group, PBC	\$ 300.27	\$ 8,633,699.73	0.0626	
Treasury Bill	03/23/21	03/12/21	Key Bank	19.99	6,542,980.01	0.0100	
Treasury Bill	09/30/21	04/22/21	The Williams Capital Group, LP	999.77	8,941,000.23	0.0250	
Treasury Bill	09/30/21	05/25/21	Wells Fargo Securities, LLC	256.78	7,221,743.22	0.0100	
Treasury Bill	03/24/22	06/25/21	Alamo Capital	2,592.61	7,221,407.39	0.0475	
Treasury Bill	03/24/22	07/23/21	BNY Mellon Capital Markets, LLC	2,007.47	7,221,992.53	0.0410	
Treasury Bill	03/24/22	08/25/21	American Veterans Group, PBC	1,062.58	7,221,937.42	0.0251	
Treasury Bill	03/24/22	09/24/21	Amherst Pierpont Securities	922.88	4,476,077.12	0.0410	
Treasury Bill	03/31/22	10/25/21	Amherst Pierpont Securities	1,810.42	8,284,189.58	0.0501	
Treasury Bill	03/31/22	11/24/21	American Veterans Group, PBC	1,361.27	7,564,638.73	0.0510	
Treasury Bill	03/24/22	12/23/21	Key Bank	1,051.75	7,563,948.25	0.0550	
				\$ 12,385.79	\$ 80,893,614.21	0.0384%	
Total - Trust Fund Program				\$ 12,385.79	\$ 80,893,614.21	0.0384%	WAM 144

**Summary - Yearly Investments by Fund
For the Year Ending December 31, 2021
PIT Program - New York State Thruway Authority**

Fund	Cost	Interest for Year	Avg. Yield
PIT Bond Proceeds	\$ 3,197,073,163.42	\$ 553,836.58	0.055%
PIT Bonds Debt Service	<u>63,674,830.16</u>	<u>169.84</u>	0.038%
Total	<u><u>\$ 3,260,747,993.58</u></u>	<u><u>\$ 554,006.42</u></u>	0.055%
Weighted Average Maturity			112

Yearly Investments By Fund
New York State Thruway Authority
For the Period January 01, 2021 thru December 31, 2021

<i>Security Description</i>	<i>Maturity Date</i>	<i>Purchase Date</i>	<i>Broker / Dealer / Depository</i>	<i>Earnings for the Year</i>	<i>Total Cost</i>	<i>Yield to Maturity</i>
Fund - PIT Bonds Proceeds						
Toronto Dominion (TD Bank)	08/30/21	07/28/21	Stern Brothers & Co.	\$ 3,116.67	\$ 49,996,883.33	0.0680
Federal Home Loan Bank	10/04/21	07/28/21	The Williams Capital Group	7,555.56	99,992,444.44	0.0400
Treasury Bill	10/21/21	07/28/21	KeyBanc Capital Markets	28,333.33	299,971,666.67	0.0400
Treasury Bill	10/21/21	07/28/21	Multi-Bank Securities	22,430.56	249,977,569.44	0.0380
Federal Home Loan Bank	10/04/21	07/28/21	CastleOak Securities	11,333.33	149,988,666.67	0.0400
Roche Holdings Inc.	10/06/21	07/28/21	CastleOak Securities	2,916.67	29,997,083.33	0.0500
Treasury Bill	10/21/21	07/28/21	Alamo Capital	10,625.00	119,989,375.00	0.0375
Treasury Bill	01/27/22	07/28/21	BNY Mellon Capital Markets	114,397.88	499,985,602.12	0.0450
Treasury Bill	01/27/22	07/28/21	KeyBanc Capital Markets	53,407.03	250,096,592.97	0.0420
ING Funding LLC	10/15/21	07/29/21	Piper Sandler & Co.	14,625.00	74,985,375.00	0.0900
Toronto Dominion (TD Bank)	09/01/21	07/29/21	Piper Sandler & Co.	9,085.08	174,890,914.92	0.0550
Toronto Dominion (TD Bank)	10/20/21	08/30/21	Stern Brothers & Co.	4,179.17	49,995,820.83	0.0590
Toronto Dominion (TD Bank)	10/22/21	09/01/21	Stern Brothers & Co.	8,349.97	99,891,650.03	0.0590
Koch Resources	10/22/21	09/01/21	Wells Fargo Securities, LLC	6,375.00	74,993,625.00	0.0600
Federal Home Loan Bank	03/22/22	10/04/21	CastleOak Securities, LP	28,166.67	149,971,833.33	0.0400
Exxon Mobil Corp	03/22/22	10/04/21	Multi-Bank Securities Inc.	35,678.00	99,964,322.00	0.0760
University of California	01/19/22	10/06/21	CastleOak Securities, LP	1,071.87	4,898,928.13	0.0750
Toronto Dominion (TD Bank)	03/22/22	10/06/21	Stern Brothers & Co.	12,575.10	25,087,424.90	0.1080
Toronto Dominion (TD Bank)	01/26/22	10/15/21	Stern Brothers & Co.	16,929.48	74,883,070.52	0.0790
Toronto Dominion (TD Bank)	03/22/22	10/20/21	Bank of America Merrill Lynch	34,000.00	49,966,000.00	0.1600
Treasury Bill	01/20/22	10/21/21	Amherst Pierpont Securities	42,375.13	333,897,624.87	0.0502
Treasury Bill	03/17/22	10/21/21	BNY Mellon Capital Markets, LLC	12,000.71	58,766,999.29	0.0500
Toronto Dominion (TD Bank)	03/17/22	10/22/21	CastleOak Securities, LP	58,805.56	99,941,194.44	0.1450
Treasury Bill	03/17/22	10/22/21	Wells Fargo Securities, LLC	15,503.81	74,942,496.19	0.0510
				\$ 553,836.58	\$ 3,197,073,163.42	0.055%
Fund - PIT Bonds Debt Service						
Federal Home Loan Bank	03/11/21	03/10/21	Stern Brothers & Co.	\$ 9.17	\$ 32,999,990.83	0.0100
Toronto Dominion (TD Bank)	03/15/21	03/11/21	Piper Sandler & Co.	144.44	25,999,855.56	0.0500
Treasury Bill	09/14/21	09/09/21	BNY Mellon Capital Markets, LLC	16.23	4,674,983.77	0.0250
				\$ 169.84	\$ 63,674,830.16	0.038%
Total - PIT Program				\$ 554,006.42	\$ 3,260,747,993.58	

TO: The Finance Committee

DATE: March 28, 2022

FROM: Matthew A. Howard
Chief Financial Officer

SUBJECT: Annual Report of 2021 Procurement Contracts

In accordance with Section 2879 of the Public Authorities Law, the Authority is required to prepare, approve, and submit to the New York State (NYS) Division of the Budget an annual report on procurement contracts. Included in the report are schedules of all personal service contracts, all purchasing contracts, a summary of all bond sales and the guidelines for awarding such contracts. A copy of this report is also submitted to the NYS Office of the State Comptroller, the NYS Department of Economic Development, the NYS Senate Finance Committee and the NYS Assembly Ways and Means Committee.

The 2021 schedules of personal service contracts and purchasing contracts are attached as Exhibits A1 (Non-Engineering Personal Service Contracts), A2 (Engineering and Architectural Contracts) and A3 (Purchasing Contracts). These schedules identify the consultants/vendors providing goods or services, the amounts of the contracts, a description of the goods or services provided and the status of the contract.

In addition, the Authority is required to submit annually a bond sale report summarizing all bond sales that occurred during the calendar year. Information regarding these sales is included in the attached report marked Exhibit B.

The guidelines for awarding procurement contracts are found in the Policy Statement entitled PROCUREMENT CONTRACTS (25-5-01). This Policy Statement is attached as Exhibit

C. Unless otherwise authorized by the Board, staff of the Authority followed these guidelines in the awarding of procurement contracts during 2021. In addition, the State Comptroller pre-approves the award of contracts in excess of \$50,000. Part of the pre-approval process includes a review of the award for compliance with applicable statutes and policy requirements, which consist of compliance with State Finance Law Sections 139-j and 139-k, and performance of an affirmative review of a contractor's or Professional Firm's responsibility. This performance review is designed to provide reasonable assurance that the proposed contractor or Professional Firm is responsible and considers such issues as: integrity; performance on other governmental contracts; legal ability to supply the product or perform the services; and financial and organizational capability.

RECOMMENDATION:

It is recommended that the Finance Committee approve this item and authorize Authority staff to present this item to the Authority Board.

EXHIBIT A1

New York State Thruway Authority Schedule of Procurement Contracts Personal Service and Lease Agreements For the Year Ended December 31, 2021

Contractor Name	Contract Number	Address / Contract Description	Status	Type of Procurement	Award Process	Award Date	Begin Date	Renewal Date	End Date	Contract Amount	Fiscal Year 2021	Life To Date	Current Balance	Bids/Proposals	MBE/ WBE	MWBE Solicit	MWBE Proposals
AASHTO	C010438	444 NORTH CAPITOL STREET AASHTO Master License Agreement	SUITE 249 Open	WASHINGTON Other	DC Authority Contract - Non-Competitive	20001 3/28/2019	7/1/2017	Y	USA 6/30/2022	\$1,100,000	\$148,000	\$562,100	\$537,900	1	N	N	0
ACACIA FINANCIAL GROUP, INC.	C010394	6000 MIDLANTIC DRIVE Financial Advisory Services	SUITE 410 Open	MT LAUREL Financial Services	NJ Authority Contract - Competitive	08054 12/20/2016	7/19/2016	Y	USA 7/18/2021	\$180,000	\$25,531	\$142,894	\$37,106	9	Y	Y	5
ADESTA LLC	D212885 C010560	1200 LANDMARK CENTER for costs associated with moving fiber optic Fiber Optic System Maintenance	SUITE 1300 Open Open	OMAHA Telecommunication Other	NE Authority Contract - Competitive Authority Contract - Competitive	68102 10/5/1995 11/25/2020	2/2/2000 10/9/2020	Y Y	USA 10/8/2020 10/8/2030	\$15,800,000 \$32,000,000	\$73,864 \$599,141	\$10,649,307 \$599,141	\$5,150,693 \$31,400,859	1 2	N N	Y Y	0 0
ASPEN AERIALS, INC.	C010567	4303 W 1ST STREET Classroom and hands on field training for L	Open	DULUTH Other	MN Authority Contract - Non-Competitive	55807 11/9/2020	11/9/2020	Y	USA 11/8/2021	\$18,000	\$18,000	\$18,000	\$0	1	N	N	0
ASSOCIATION OF PUBLIC SAFETY COMMUN	C010561	351 N WILLIAMSON BLVD radio frequency coordination services	Open	DAYTONA BEACH Other Professional S	FL Authority Contract - Non-Competitive	32114 12/13/2020	11/12/2020	Y	USA 12/12/2022	\$160,000	\$85,000	\$85,000	\$75,000	1	N	N	0
BROWN & HUTCHINSON	C010476	2 STATE STREET SUITE 925 Outside Counsel Services	Open	ROCHESTER Legal Services	NY Authority Contract - Competitive	14614 9/6/2018	4/25/2018	Y	USA 4/24/2023	\$500,000	\$23,816	\$85,124	\$414,876	98	Y	Y	23
BST & CO. CPAS, LLP	C010537	26 COMPUTER DRIVE WEST Professional Accounting & Auditing Service	Open	ALBANY Financial Services	NY Authority Contract - Competitive	12205 2/12/2020	12/1/2019	Y	USA 11/30/2022	\$479,100	\$94,718	\$193,248	\$285,852	6	N	Y	0
CANAL SOCIETY OF NEW YORK STATE	C010494	7308 JAMESVILLE RD - STAT Operation and Maintenance of Erie Canal f	Open	MANLIUS Other	NY Authority Contract - Competitive	13104 9/21/2018	5/14/2018	Y	USA 5/13/2023	\$427,904	\$146,131	\$280,684	\$147,220	1	N	Y	0
CASTLE ROCK CONSULTANTS, INC.	C010553	524 E BURNSIDE SUITE 710 CARS ATMS Support	Open	PORTLAND Technology - Software	OR Authority Contract - Non-Competitive	97214 7/14/2021	1/1/2021	Y	USA 12/31/2025	\$500,000	\$64,498	\$64,498	\$435,502	1	N	N	0
CIR ELECTRICAL CONSTRUCTION CORPORATION	C010396	400 INGHAM AVE Solar Highway Initiative Services	Open	BUFFALO Other	NY Authority Contract - Competitive	14218 3/27/2017	12/6/2016	Y	USA 12/5/2031	\$2,134,573	\$109,877	\$191,150	\$1,943,423	6	N	Y	0
CONDUENT STATE & LOCAL SOLUTIONS INC	C100739	PO BOX 201322 EZ Pass New York Customer Service Cent	Open	DALLAS Other Professional S	TX Authority Contract - Competitive	75320 9/19/2007	13/22/2007	Y	USA 10/5/2022	\$437,950,000	\$49,371,844	\$349,317,891	\$88,632,109	2	N	Y	0
DAVIS VISION INC	C010551	PO BOX 848376 Employee Vision Care Contract	Open	DALLAS Other	TX Authority Contract - Competitive	75284 3/30/2020	8/37/2020	Y	USA 2/28/2025	\$1,760,539	\$169,471	\$304,727	\$1,455,812	1	N	Y	0
DUNCAN SOLUTIONS D/B/A PROFESSIONAL	C010557	PROFESSIONAL ACCOUNT MANA E-ZPass and other receivables collection s	123 S Open	JUST WILMINGTON Other	DE Authority Contract - Competitive	19801 1/14/2021	1/14/2021	Y	USA 1/13/2024	\$7,000,000	\$565,736	\$565,736	\$6,434,264	15	N	Y	0
ENERGETIX CORPORATION	C010281 C010556	87 SAINT PAULS RD NORTH Employee Drug and Alcohol Testing Servic Employee drug and alcohol testing service	Open Open	HEMPSTEAD Other Professional S Other	NY Authority Contract - Competitive Authority Contract - Competitive	11550 12/22/2014 9/23/2020	1/1/2015 7/1/2020	Y Y	USA 6/30/2020 6/30/2025	\$308,501 \$322,111	\$6,259 \$38,364	\$184,052 \$38,364	\$124,449 \$283,747	1 2	N N	Y Y	0 0
GAR ASSOCIATES	C010504	5500 MAIN ST - SUITE 347 Real Property Appraisal Services - Term A	Open	WILLIAMSVILLE Other	NY Authority Contract - Competitive	14221 9/6/2018	9/6/2018	Y	USA 9/5/2023	\$150,000	\$26,500	\$26,500	\$123,500	6	N	Y	1
HARDWICK LAW FIRM, LLC	C010390	2405 GRAND BOULEVARD Co-Bond Counsel Services	SUITE 800 Open	KANSAS CITY Legal Services	MO Authority Contract - Competitive	64108 12/13/2016	7/1/2016	Y	USA 6/30/2021	\$200,000	\$6,500	\$13,000	\$187,000	25	Y	Y	9
HARRIS BEACH LLC	C010386	100 WALL STREET 23RD FLOO General Bond Counsel Services	Open	NEW YORK Legal Services	NY Authority Contract - Competitive	10005 12/13/2016	7/1/2016	Y	USA 6/30/2021	\$600,000	\$132,740	\$470,058	\$129,942	25	N	Y	9
HAWKINS DELAFIELD & WOODS	C010387	7 WORLD TRADE CENTER General Bond Counsel	250 GREEN Open	NEW YORK Legal Services	NY Authority Contract - Competitive	10007 12/13/2016	7/1/2016	Y	USA 12/31/2021	\$1,750,000	\$367,629	\$1,667,629	\$82,371	25	N	Y	13
HUDSON VALLEY APPRAISAL CORPORATION	C010505	PO BOX 1004 Real Property Appraisal Services - Term A	Open	PORT EWEN Other	NY Authority Contract - Competitive	12466 9/6/2018	10/4/2018	Y	USA 9/5/2023	\$150,000	\$11,780	\$11,780	\$138,220	6	N	Y	1
INEIGHT INC		9977 N 90TH STREET SUITE		SCOTTSDALE	AZ	85258			USA								

New York State Thruway Authority
Schedule of Procurement Contracts
Personal Service and Lease Agreements
For the Year Ended December 31, 2021

Contractor Name	Contract Number	Address / Contract Description	Status	Type of Procurement	Award Process	Award Date	Begin Date	Renewal Date	End Date	Contract Amount	Fiscal Year 2021	Life To Date	Current Balance	Bids/Proposals	MBE/WBE	MWBE Solicit	MWBE Proposals
	C010563	Gov Mario M Cuomo Bridge - Bridge Inform	Open	Technology - Consul	Authority Contract - Non-Compe	3/19/2021	11/1/2020	Y	10/31/2025	\$577,350	\$64,150	\$64,150	\$513,200	1	N	N	0
INTERFLEX PAYMENTS DBA AMERIFLEX	C010568	PO BOX 871655 Flex Spending Accounts services	Open	KANSAS CITY Other	MO Authority Contract - Competitiv	64187 10/14/2020	1655 8/1/2020	USA Y	4/30/2026	\$22,620	\$2,704	\$2,704	\$19,916	5	N	Y	1
I-SITE INC.	C010564	15 S 3RD STREET SUITE 200 Maintenance and support of GMMCB webs	Open	PHILADELPHIA Technology - Consul	PA Authority Contract - Non-Compe	19106 11/16/2020	10/1/2020	USA Y	9/30/2021	\$49,500	\$5,588	\$5,588	\$43,913	1	N	N	0
J P MORGAN CHASE BANK	C010446	PO BOX 974958 Government Banking	Open	DALLAS Financial Services	TX Authority Contract - Competitiv	75397 4/19/2019	4958 3/1/2019	USA Y	2/29/2024	\$850,000	\$78,114	\$78,114	\$771,886	2	N	Y	0
JMT OF NEW YORK, INC.	C010323	40 WRIGHT AVENUE Expert Witness	Open	HUNT VALLEY Legal Services	MD Authority Contract - Non-Compe	21030 4/13/2015	4/13/2015	USA Y	12/12/2020	\$98,500	\$1,155	\$88,501	\$9,999	1	N	N	0
Kapsch TrafficCom IVHS Inc.	C010078	2855 PREMIERE PARKWAY SUI Provide electronic toll equipment for E-ZPa	Open	DULUTH Other	GA Authority Contract - Competitiv	30097 8/15/2012	4/23/2012	USA Y	11/22/2021	\$68,600,000	\$5,915,395	\$65,035,552	\$3,564,448	4	N	Y	0
	C010241	All electronic tolling system	Open	Other	Authority Contract - Competitiv	6/13/2014	6/13/2014	Y	6/12/2024	\$108,000,000	\$20,255,106	\$91,762,024	\$16,237,976	4	N	Y	0
LINEBARGER GOGGAN BLAIR & SAMPSON	C010274	PO BOX 17428 Collection Services - Toll Related	Open	AUSTIN Other	TX Authority Contract - Competitiv	78760 3/16/2015	3/16/2015	USA Y	9/15/2020	\$10,800,000	\$154,947	\$8,937,699	\$1,862,301	15	N	Y	0
MISSION CRITICAL PARTNERS LLC	C010454	690 GRAY'S WOODS BLVD Technical Support for the CADS/RMS (Tib	Open	PORT MATILDA Technology - Consul	PA Authority Contract - Non-Compe	16870 2/12/2018	2/12/2018	USA Y	8/11/2021	\$98,494	\$13,200	\$98,494	\$0	1	N	N	0
	C010601	Technical support for CAD/RMS	Open	Technology - Consul	Authority Contract - Non-Compe	10/13/2021	8/12/2021	Y	8/11/2022	\$29,400	\$9,800	\$9,800	\$19,600	1	N	N	0
NYS OFFICE OF INFORMATION TECH	C010500	OFC OF INFORMATION TECH S Media Services	Open	ALBANY Other	NY Authority Contract - Non-Compe	12220 4/17/2019	1/1/2018	USA Y	12/31/2022	\$200,000	\$8,875	\$94,957	\$105,043	1	N	N	0
	C010533	NYSOITS - WebNY Services for GMMCB	Open	Technology - Consul	Authority Contract - Non-Compe	11/25/2020	10/15/2019	Y	10/14/2024	\$118,958	\$489	\$489	\$118,469	1	N	N	0
	C010543	Webcasting Services from OGS Media Ser	Open	Other	Authority Contract - Non-Compe	2/12/2021	11/14/2020	Y	11/13/2025	\$75,000	\$4,727	\$4,727	\$70,273	1	N	N	0
PROFESSIONAL HEALTH SERVICES, INC	C010496	83 SOUTH EAGLE ROAD On-site Mobile Medical Services	Open	HAVERTOWN Other	PA Authority Contract - Competitiv	19083 10/12/2018	11/1/2018	USA Y	10/31/2023	\$360,200	\$13,039	\$189,596	\$170,604	4	N	Y	1
PUBLIC RESOURCES ADVISORY GROUP	C010393	40 RECTOR STREET Financial Advisory Services	Open	SUITE 1600 NEW YORK Financial Services	NY Authority Contract - Competitiv	10006 12/20/2016	7/19/2016	USA Y	7/18/2021	\$1,100,000	\$166,701	\$975,558	\$124,442	9	N	Y	5
ROCKLAND COUNTY	C010297	18 NEW HEMPSTEAD RD Rockland County Sewer services	Open	NEW CITY Other	NY Authority Contract - Non-Compe	10956 11/5/2020	11/5/2020	USA Y	11/4/2050	\$3,380,000	\$41,909	\$583,909	\$2,796,091	1	N	N	0
ROSE & KIERNAN INC	C010518	99 TROY RD SUITE 300 Insurance Broker Services	Open	EAST GREENBUSH NY Other	NY Authority Contract - Competitiv	12061 2/22/2019	11/7/2018	USA Y	11/6/2022	\$500,000	\$125,000	\$375,000	\$125,000	3	N	Y	0
SECURITAS ELECTRONIC SECURITY INC.	C010584	PO BOX 643731 Software/Hardware Maintenance - Stratus t	Open	PITTSBURGH Technology - Hardwa	PA Authority Contract - Non-Compe	15264 11/2/2021	5253 2/1/2021	USA Y	1/31/2026	\$1,296,199	\$218,811	\$218,811	\$1,077,389	1	N	N	0
THE BANK OF NEW YORK	C010273	CORPORATE TRUST DEPARTMEN Custody and safekeeping services.	Open	PITTSBURGH Financial Services	PA Authority Contract - Competitiv	15251 12/26/2014	9013 10/1/2014	USA Y	9/30/2020	\$715,000	\$1,619	\$348,603	\$366,397	4	N	Y	0
	C010540	Trustee Services	Open	Financial Services	Authority Contract - Competitiv	12/16/2020	12/16/2020	Y	12/15/2030	\$622,500	\$7,500	\$7,500	\$615,000	4	N	Y	0
	C010558	Custody and Safekeeping Services	Open	Financial Services	Authority Contract - Competitiv	12/18/2020	12/18/2020	Y	12/17/2025	\$378,500	\$36,284	\$36,284	\$342,216	3	N	Y	0
	C100143	trustee services for Thruway revenue	Open	Financial Services	Authority Contract - Competitiv	12/7/1994	12/7/1994	Y	12/31/2043	\$1,270,000	\$28,000	\$420,442	\$849,558	1	N	Y	0
THE BANK OF NEW YORK MELLON	C100932	101 BARCLAY STREET Trustee Services	Open	NEW YORK Financial Services	NY Authority Contract - Competitiv	10286 6/16/2009	2/1/2009	USA Y	3/15/2033	\$622,500	\$11,250	\$318,507	\$303,994	6	N	Y	0
TOWN OF GRAND ISLAND	C010579	WATER BILLING Sewer Services - Grand Island Welcome C	Open	GRAND ISLAND Other	NY Authority Contract - Non-Compe	14072 7/16/2018	2/7/2019	USA Y	12/31/2020	\$49,000	\$25,200	\$25,200	\$23,800		N	N	0
TOWN OF SAUGERTIES	C010436	4 HIGH STREET MOA with Town of Saugerties - Malden We	Open	SAUGERTIES Other	NY Authority Contract - Non-Compe	12477 2/1/2018	5/3/2017	USA Y	5/2/2057	\$1,000,000	\$28,186	\$845,436	\$154,564	1	N	N	0

New York State Thruway Authority
Schedule of Procurement Contracts
Personal Service and Lease Agreements
For the Year Ended December 31, 2021

Contractor Name	Contract Number	Address / Contract Description	Status	Type of Procurement	Award Process	Award Date	Begin Date	Renewa Date	End Date	Contract Amount	Fiscal Year 2021	Life To Date	Current Balance	Bids/ Propos	MBE/ WBE	MWBE Solicit	MWBE Propo
TOWN OF VERONA	C010582	6600 GERMANY RD Sewer Connection - Verona Maintenance	Open	DURHAMVILLE Other	NY Authority Contract - Non-Compe	13054 11/24/2020	4100 12/30/2019		USA 2/1/2021	\$20,000	\$16,155	\$16,155	\$3,845	1	N	N	0
TRANSCOM INC	C010315	NEWPORT FINANCIAL CENTER TRANSCOM travel information TIMED traff	111 TOWN Open	JERSEY CITY Other	NJ Authority Contract - Non-Compe	07310 3/30/2016	1755 7/1/2016		USA 6/30/2021	\$63,119	\$10,939	\$38,878	\$24,241	1	N	N	0
TRANSCOM INC	C010452	NEWPORT FINANCIAL CENTER Membership Agreement 1/1/19-12/31/23	111 TOWN Open	JERSEY CITY Other	NJ Authority Contract - Non-Compe	07310 5/24/2018	1755 1/1/2019		USA 12/31/2023	\$850,000	\$144,178	\$461,200	\$388,800	1	N	N	0
VILLAGE OF WEEDSPORT	C010580	8892 SOUTH STREET Sewer Connection - Weedsport Maintenance	BOX 190 Open	WEEDSPORT Other	NY Authority Contract - Non-Compe	13166 12/30/2019			USA 2/22/2020	\$24,000	\$23,746	\$23,746	\$254	1	N	N	0
WAGEWORKS INC	C010324	PO BOX 45772 Employee Flexible Spending Program	Open	SAN FRANCISCO Other	CA Authority Contract - Competitiv	94145 1/4/2016	0772 8/1/2015		USA 4/30/2021	\$40,053	\$438	\$29,526	\$10,527	4	N	Y	0
WHITEMAN OSTERMAN & HANNA	C010490	ONE COMMERCE PLAZA Outside Counsel Services	Open	ALBANY Legal Services	NY Authority Contract - Competitiv	12260 9/6/2018			USA 4/24/2023	\$800,000	\$253,351	\$558,482	\$241,518	98	N	Y	23
290 ELWOOD DAVIS RD, LLC	L010531	C/O PIONEER MANAGEMENT GR Assignment of Lease - 290 Elwood David F	333 W WAS Open	SYRACUSE Other	NY Authority Contract - Non-Compe	13202 7/2/2019			USA 8/31/2021	\$501,015	\$110,270	\$387,755	\$113,260	0	N	N	0
	L010555	Syracuse Division Lease 290 Elwood Davi	Open	Consulting Services	Authority Contract - Non-Compe	7/8/2020	9/1/2021	Y	8/31/2025	\$764,960	\$64,313	\$64,313	\$700,647		N	N	0
303 SOUTH BROADWAY BUILDING CO LLC	L010581	PO BOX 21642 Lease for 303 South Broadway	Open	NEW YORK Other	NY Authority Contract - Non-Compe	10087 5/7/2021	1642 5/31/2021	Y	USA 6/30/2023	\$773,807	\$250,139	\$250,139	\$523,668	0	N	N	0
AIRPORT COMMERCE PARK II, LLC	L100443	455 CAYUGA ROAD STE 100 Lease Division administrative offices at 45	Open	BUFFALO Other	NY Authority Contract - Non-Compe	14225 6/26/2002			USA 9/30/2022	\$6,235,261	\$304,462	\$5,820,403	\$414,858		N	N	0
EXECUTIVE ASSOC NORTH IV LLC	L010589	4 EXECUTIVE BOULEVARD Lease - 4 Executive Blvd., Suffern NY	SUITE 200 Open	SUFFERN Other	NY Authority Contract - Non-Compe	10901 7/9/2021			USA 5/31/2031	\$5,357,339	\$256,747	\$256,747	\$5,100,592	1	N	N	0
	L100364	lease of 17906 sf at bldg 4 Empire Executi	Open	Other	Authority Contract - Non-Compe	4/1/2001	4/1/2001	Y	6/30/2021	\$9,030,019	\$274,790	\$9,017,950	\$12,068		N	N	
IWG TOWER ASSETS	L010471	1199 N FAIRFAX STREET SUI Tower Lease at School Hill and High Moun	Open	ALEXANDRIA Consulting Services	VA Authority Contract - Non-Compe	22314 1/31/2019			USA 12/31/2021	\$45,357	\$1,797	\$40,565	\$4,792		N	N	0
	L010472	Tower Lease Crawford Rd Rotterdam	Open	Consulting Services	Authority Contract - Non-Compe	1/31/2019	6/1/2015	Y	12/31/2021	\$45,357	\$1,797	\$40,565	\$4,792		N	N	0
WESTERN NY PUBLIC BROADCASTING	L100304	HORIZONS PLAZA leasing a portion of a tower to put our com	PO BOX 12 Open	BUFFALO Other	NY Authority Contract - Non-Compe	14240 9/20/2001			USA 10/31/2022	\$197,524	\$42,185	\$190,378	\$7,147		N	N	0
DUNNE MANNING INC	X100844	645 HAMILTON STREET SUITE fuel services	Open	ALLENTOWN Consulting Services	PA Authority Contract - Competitiv	18101 3/29/2007			USA 3/31/2022	\$6,384,921	\$201,267	\$5,807,795	\$577,126	3	N	Y	0
HMS HOST FAMILY RESTAURANTS, INC	X100584	6905 ROCKLEDGE DRIVE Food Services Facilities	Open	BETHESDA Consulting Services	MD Authority Contract - Competitiv	20817 10/27/2006			USA 12/31/2021	\$194,391	\$194,391	\$194,391	\$0	6	N	Y	0
SUNOCO, INC	X100845	8111 WESTCHESTER DRIVE Fuel Service Facilities	SUITE 400 Open	DALLAS Other	TX Authority Contract - Competitiv	75225 1/29/2009			USA 3/31/2022	\$7,004,042	\$213,909	\$6,993,449	\$10,593	3	N	Y	0
										\$742,635,613	\$81,668,024	\$566,190,965	\$176,444,647				

EXHIBIT A2

New York State Thruway Authority
Schedule of Procurement Contracts
Engineering and Architecture Consultant Agreements
For the Year Ended December 31, 2021

Contractor Name	Contract Number	Address / Contract Description	Status	Type of Procurement	Award Process	Award Date	Begin Date	Renew Date	End Date	Contract Amount	Fiscal Year 2021	Life To Date	Current Balance	Bids/ Propo	MBE/ WBE	MWBE Solicit	MWBE Propo
ADVANCE TESTING COMPANY, INC.		3348 RTE 208		CAMPBELL HALL	NY	10916			USA								
	D214765	Term Agreement for Materials Testing	Open	Consulting Services	Authority Contract - Competit	8/11/2020	1/27/2020	Y	1/26/2023	\$500,000	\$14,843	\$21,082	\$478,918	4	N	Y	2
	D214796	Term Agreement for Material Testing	Open	Consulting Services	Authority Contract - Competit	3/11/2021	12/31/2020	Y	12/30/2022	\$500,000	\$7,560	\$7,560	\$492,440	3	N	Y	1
AECOM USA, INC.		1178 PAYSHERE CIRCLE		CHICAGO	IL	60674			USA								
	D214423	Term agreement for Design Support	Completed	Consulting Services	Authority Contract - Competit	12/31/2015	11/18/2015	Y	6/30/2020	\$2,472,661	\$19,007	\$2,472,661	\$0	13	N	Y	2
	D214644	TERM AGREEMENT FOR CONSTRUCTION	Open	Consulting Services	Authority Contract - Competit	7/9/2018	3/26/2018	Y	3/25/2022	\$2,000,000	\$117,956	\$605,723	\$1,394,277	9	N	Y	1
APPLIED RESEARCH ASSOCIATES INC.		4300 SAN MATEO BLVD	NE SUITE A	ALBUQUERQUE	NM	87110	1295		USA								
	D214784	TERM AGREEMENT FOR STATEWORK	Open	Consulting Services	Authority Contract - Competit	12/4/2020	9/30/2020	Y	9/29/2023	\$750,000	\$84,335	\$84,335	\$665,665	4	N	Y	0
ARTSWESTCHESTER		31 MAMARONECK AVENUE 3RD		WHITE PLAINS	NY	10601			USA								
	D214782	CBF Agreement for Sculpture Transpor	Completed	Consulting Services	Authority Contract - Competit	3/16/2020	9/1/2014	Y	12/31/2020	\$105,025	\$13,755	\$105,025	\$0	1	N	N	0
ATLANTIC TESTING LABORATORIES, LTD.		6431 US HIGHWAY 11		CANTON	NY	13617	0029		USA								
	D214723	Term Agreement for Materials Testing	Open	Consulting Services	Authority Contract - Competit	1/13/2020	11/4/2019	Y	11/3/2021	\$700,000	\$144,659	\$677,198	\$22,802	4	Y	Y	3
	D214795	Term Agreement for Material Testing	Open	Consulting Services	Authority Contract - Competit	1/22/2021	1/1/2021	Y	12/31/2022	\$300,000	\$106,463	\$106,463	\$193,537	2	Y	Y	1
BEARDSLEY DESIGN ASSOC.		64 SOUTH STREET		AUBURN	NY	13021			USA								
	D214307	Term Agreement for Architectural Des	Open	Consulting Services	Authority Contract - Competit	9/21/2015	11/19/2014	Y	11/20/2022	\$2,000,000	\$93,655	\$1,555,653	\$444,347	25	N	Y	3
BERGMANN ASSOC. ARCH, ENG, LAND,DPC		280 EAST BROAD STREET	SUITE 200	ROCHESTER	NY	14604	1909		USA								
	D214334	Design Services for Highway Rehabili	Completed	Consulting Services	Authority Contract - Competit	3/11/2015	1/1/2015	Y	8/31/2020	\$4,313,000	\$17,928	\$4,243,224	\$69,776	16	N	Y	4
BUREAU VERITAS NORTH AMERICA INC.		PO BOX 841566		DALLAS	TX	75284	1566		USA								
	D214643	TERM AGREEMENT FOR TESTING	Completed	Consulting Services	Authority Contract - Competit	6/8/2018	3/26/2018	Y	3/25/2021	\$500,000	\$35,859	\$492,567	\$7,433	4	N	Y	0
CHA CONSULTING INC.		PO BOX 5269		ALBANY	NY	12205	0269		USA								
	D214339	Design Services for the Rehabilitation	Open	Consulting Services	Authority Contract - Competit	5/6/2015	12/1/2014	Y	12/31/2022	\$3,000,000	\$56,711	\$2,789,510	\$210,490	7	N	Y	0
	D214385	Term Agreement for Design Services	Open	Consulting Services	Authority Contract - Competit	9/3/2015	7/13/2015	Y	7/12/2022	\$3,000,000	\$554,176	\$2,783,813	\$216,187	23	N	Y	3
	D214422	Term Agreement for Design Support	Open	Consulting Services	Authority Contract - Competit	3/18/2016	2/11/2016	Y	12/31/2021	\$2,185,000	\$186,078	\$2,114,203	\$70,797	17	N	Y	4
	D214617	TERM AGREEMENT FOR HIGHWAY	Open	Consulting Services	Authority Contract - Competit	3/14/2018	11/21/2017	Y	11/30/2023	\$4,000,000	\$1,152,453	\$3,898,078	\$101,922	12	N	Y	2
CONSOLIDATED EDISON COMPANY OF NEW		ATTENTION: PAUL CHERIAN	315 SAW MI	GREENBURGH	NY	10595			USA								
	D214662	I-95 Last Mile Reconstruction Project.	Completed	Consulting Services	Authority Contract - Non-Corr	11/14/2018	4/1/2018	Y	6/30/2021	\$254,256	\$254,256	\$254,256	\$0	1	N	N	0
	D214677	ConEdison will be relocating gas line	Completed	Consulting Services	Authority Contract - Non-Corr	2/9/2021	4/1/2018	Y	6/30/2021	\$300,227	\$300,227	\$300,227	\$0	1	N	N	0
CPL ARCH,ENG,LARCH & SURV,DBA CPL		205 SAINT PAUL ST	STE 500	ROCHESTER	NY	14604	1107		USA								
	D214672	TERM AGREEMENT FOR ARCHITECT	Open	Consulting Services	Authority Contract - Competit	12/21/2018	9/24/2018	Y	9/23/2021	\$1,500,000	\$84,171	\$548,850	\$951,150	13	N	Y	1
CREIGHTON MANNING ENGINEERING LLP		2 WINNERS CIRCLE		ALBANY	NY	12205			USA								
	D214619	TERM AGREEMENT FOR BRIDGE	Open	Consulting Services	Authority Contract - Competit	3/19/2018	9/25/2017	Y	9/24/2021	\$4,000,000	\$110,604	\$1,578,639	\$2,421,361	17	N	Y	1
CSX TRANSPORTATION INC.		PNC BANK	C/O CSXT	ATLANTA	GA	30353	0192		USA								
	D214203	Flagging Services and Installation of	Completed	Consulting Services	Authority Contract - Non-Corr	8/26/2013	1/1/2008	Y	6/30/2016	\$602,000	\$2,917	\$456,600	\$145,400	0	N	N	0
	D214469	B190.1 Twy Bridge over CSX Railroa	Completed	Consulting Services	Authority Contract - Non-Corr	7/14/2016	4/1/2015	Y	12/31/2020	\$789,000	\$5,188	\$734,067	\$54,933	1	N	N	0
	D214483	Flagging Services for Buff. Div. Mtce.	Completed	Consulting Services	Authority Contract - Non-Corr	8/1/2015	12/31/2020	Y	12/31/2020	\$93,372	\$340	\$16,498	\$76,874	1	N	N	0
	D214486	Flagging Services for Buff. Div. Subst	Completed	Consulting Services	Authority Contract - Non-Corr	5/24/2016	8/1/2015	Y	6/30/2020	\$42,234	\$2,339	\$32,945	\$9,289	1	N	N	0
	D214524	Thruway Bridge Rehab over CSXT an	Open	Consulting Services	Authority Contract - Non-Corr	12/1/2016	6/14/2016	Y	5/31/2020	\$247,086	\$28,134	\$129,999	\$117,087	1	N	N	0
	D214622	Railroad flag services for retaining wa	Completed	Consulting Services	Authority Contract - Non-Corr	9/6/2017	5/1/2017	Y	4/30/2020	\$365,662	\$104	\$30,153	\$335,509	1	N	N	0
	D214673	A bridge rehabilitation over CSX rail r	Open	Consulting Services	Authority Contract - Non-Corr	8/8/2018	2/1/2018	Y	6/30/2022	\$83,183	\$52,225	\$74,076	\$9,107	1	N	N	0
	D214717	MP 306.72: Thruway Bridge over NYC	Completed	Consulting Services	Authority Contract - Non-Corr	4/18/2019	9/1/2018	Y	3/31/2021	\$178,202	\$7,720	\$135,381	\$42,821	1	N	N	0
	D214718	Buffalo Division Joint Replacement or	Open	Consulting Services	Authority Contract - Non-Corr	3/15/2019	9/1/2018	Y	6/20/2021	\$119,902	\$30,595	\$55,489	\$64,413	1	N	N	0
	D214744	MP N4.38 to MP N14.13: Overhead S	Completed	Consulting Services	Authority Contract - Non-Corr	8/16/2019	5/8/2019	Y	5/31/2020	\$70,000	\$19,549	\$29,330	\$40,670	1	N	N	0
	D214775	Railroad Agreement for Preliminary E	Open	Consulting Services	Authority Contract - Non-Corr	10/30/2020	11/1/2019	Y	3/29/2024	\$785,000	\$9,765	\$9,765	\$775,235	1	N	N	0
D A COLLINS CONSTRUCTION CO INC		269 BALLARD ROAD		WILTON	NY	12831			USA								
	D214825	Stipend Agreement for the Preparation	Open	Consulting Services	Authority Contract - Non-Corr	4/9/2021	10/31/2017	Y	1/25/2021	\$100,000	\$100,000	\$100,000	\$0	0	N	N	0
DEWBERRY ENGINEERS, INC.		132 WEST 31ST STREET		NEW YORK	NY	10001			USA								

New York State Thruway Authority Schedule of Procurement Contracts Engineering and Architecture Consultant Agreements For the Year Ended December 31, 2021																	
Contractor Name	Contract Number	Address / Contract Description	Status	Type of Procurement	Award Process	Award Date	Begin Date	Renew Date	End Date	Contract Amount	Fiscal Year 2021	Life To Date	Current Balance	Bids/ Propo	MBE/ WBE	MWBE Solicit	MWBE Propo
	D214823	Term Agreement for Construction Insp	Open	Consulting Services	Authority Contract - Non-Corr	11/10/2021	6/7/2021	Y	6/6/2023	\$3,000,000	\$553,411	\$553,411	\$2,446,589	20	N	N	6
DIDONATO ASSOCIATES, ENG. & ARCH.	D214740	689 MAIN STREET Agreement for 2020-2021 Biennial Bri	Open	BUFFALO Consulting Services	NY Authority Contract - Competit	14203 4/14/2020	1484 2/23/2020	Y	USA 3/17/2022	\$3,600,000	\$781,213	\$1,810,838	\$1,789,162	11	N	Y	4
ERDMAN, ANTHONY AND ASSOCIATES, INC	D214713	145 CULVER ROAD, SUITE 20 Term Agreement For Construction Ins	Open	ROCHESTER Consulting Services	NY Authority Contract - Competit	14620 12/24/2019	4/4/2019	Y	USA 6/30/2021	\$2,000,000	\$3,100	\$261,880	\$1,738,120	5	N	Y	3
GEOD CORPORATION	D214686	24 KANOUSE ROAD TERM AGREEMENT FOR STATEWI	Open	NEWFOUNDLAND Consulting Services	NJ Authority Contract - Competit	07435 1/23/2019	9/24/2018	Y	USA 9/23/2021	\$500,000	\$127,990	\$322,717	\$177,283	8	N	Y	0
GREENMAN-PEDERSEN, INC.	D214472	80 WOLF RD SUITE 300 Term Agreement for Design Services	Open	ALBANY Consulting Services	NY Authority Contract - Competit	12205 7/26/2016	6/7/2016	Y	USA 6/6/2022	\$3,000,000	\$266,839	\$1,959,159	\$1,040,841	17	N	Y	2
	D214589	Term Agreement for Design Support &	Open	Consulting Services	Authority Contract - Competit	2/12/2018	7/17/2017	Y	7/16/2021	\$4,500,000	\$77,529	\$2,518,785	\$1,981,215	11	N	Y	0
	D214776	Term Agreement for Design-Build Pro	Open	Consulting Services	Authority Contract - Competit	10/26/2020	5/12/2020	Y	5/11/2025	\$5,000,000	\$216,266	\$216,266	\$4,783,734	6	N	Y	2
	D214824	Piermont Marsh Mitigation Associatec	Open	Consulting Services	Authority Contract - Non-Corr	4/12/2021	1/15/2021	Y	12/31/2022	\$150,000	\$150,000	\$150,000	\$0	0	N	N	0
HARDESTY & HANOVER CONST. SVCS, LLC	D214711	1501 BROADWAY SUITE 310 Term Agreement For Construction Ins	Open	NEW YORK Consulting Services	NY Authority Contract - Competit	10036 1/10/2020	4/4/2019	Y	USA 12/31/2022	\$2,500,000	\$562,210	\$1,356,508	\$1,143,492	14	N	Y	3
	D214729	AGREEMENT FOR THE BIENNIAL B	Open	Consulting Services	Authority Contract - Competit	2/13/2020	11/4/2019	Y	11/3/2021	\$2,300,000	\$1,178,830	\$1,910,732	\$389,268	5	N	Y	0
HENNINGSON DURHAM & RICHARDSON ARCH	D214553	8404 INDIAN HILLS DRIVE Term Agreement for Construction Insp	Completed	OMAHA Consulting Services	NE Authority Contract - Competit	68114 6/26/2017	4/1/2017	Y	USA 6/30/2020	\$2,590,000	\$216,921	\$2,577,382	\$12,618	15	N	Y	5
	D214591	CONST. INSP SUP. SVCS. NY DIV. I	Open	Consulting Services	Authority Contract - Competit	4/18/2018	1/1/2018	Y	12/31/2021	\$11,300,000	\$3,097,337	\$10,307,874	\$992,126	5	N	Y	0
	D214616	TERM AGREEMENT FOR HIGHWAY	Open	Consulting Services	Authority Contract - Competit	7/17/2018	9/25/2017	Y	9/1/2022	\$4,000,000	\$2,430,343	\$2,930,336	\$1,069,664	13	N	Y	2
	D214762	Term Agreement For Construction Ins	Open	Consulting Services	Authority Contract - Competit	8/11/2020	1/27/2020	Y	1/26/2023	\$2,000,000	\$711,166	\$1,309,485	\$690,515	11	N	Y	2
HISTORIC HUDSON RIVER TOWNS	D214700	180 ROUTE 100 New NY Bridge Community Benefits /	Completed	KATONAH Consulting Services	NY Authority Contract - Competit	10536 10/15/2018	9/1/2014	Y	USA 12/31/2020	\$189,425	\$52,275	\$189,425	\$0	62	N	Y	4
HNTB NEW YORK ENGINEERING P.C.	D214024	HNTB CORPORATION Term Agreement for Services Relativ	Completed	PO BOX 802 KANSAS CITY Consulting Services	MO Authority Contract - Competit	64180 3/30/2017	2766 2/17/2011	Y	USA 12/31/2020	\$5,300,000	\$12,304	\$5,065,748	\$234,252	7	N	Y	0
	D214187	Owner's Engineer for the Design-Buil	Open	Consulting Services	Authority Contract - Competit	6/28/2013	2/4/2013	Y	6/30/2024	\$168,500,000	\$10,584,088	\$144,853,967	\$23,646,033	8	N	Y	0
HRV CONFORMANCE VERIFICATION ASSOC	D214690	420 ROUSER ROAD SUITE 400 TERM AGREEMENT FOR TESTING	Open	MOON TOWNSHIP Consulting Services	PA Authority Contract - Competit	15108 12/12/2018	9/24/2018	Y	USA 9/23/2022	\$1,500,000	\$115,544	\$924,848	\$575,152	3	Y	Y	1
HUDSON VALLEY ENGINEERING ASSOC. PC	D214766	560 ROUTE 52 Term Agreement for Materials Testin	Open	SUITE 201 Consulting Services	BEACON NY Authority Contract - Competit	12508 8/5/2020	1/27/2020	Y	USA 1/26/2023	\$500,000	\$29,746	\$29,746	\$470,254	3	Y	Y	2
JACOBS CIVIL CONSULTANTS	D214341	800 MARKET ST Term Agreement for Design and Const	Open	LOCK BOX ST LOUIS Consulting Services	MO Authority Contract - Competit	63150 6/3/2015	8713 1/1/2015	Y	USA 12/31/2022	\$2,800,000	\$310,048	\$2,499,695	\$300,305	13	N	Y	2
KIEWIT CONSTRUCTION COMPANY	D214760	3555 FARNAM ST Cashless Tolling Design-Build Stipen	Open	OMAHA Consulting Services	NE Authority Contract - Non-Corr	68131 10/31/2019	3302 10/1/2018	Y	USA 4/30/2020	\$350,000	\$350,000	\$350,000	\$0	0	N	N	0
LOCKWOOD, KESSLER & BARTLETT, INC.	D214761	ONE AERIAL WAY Const. Inspection Support Svcs In Thr	Open	SYOSSET Consulting Services	NY Authority Contract - Competit	11791 6/26/2020	1/27/2020	Y	USA 1/26/2023	\$3,050,000	\$1,206,421	\$2,053,478	\$996,522	13	N	Y	4
LOTHROP ASSOCIATES, LLP	D214671	333 WESTCHESTER AVENUE TERM AGREEMENT FOR ARCHITE	Open	WHITE PLAINS Consulting Services	NY Authority Contract - Competit	10604 2/14/2019	9/24/2018	Y	USA 9/23/2022	\$1,500,000	\$60,095	\$90,374	\$1,409,626	10	N	Y	0
M.G. MCLAREN ENG. AND LS P.C.	D214618	530 CHESTNUT RIDGE ROAD TERM AGREEMENT FOR BRIDGE E	Open	WOODCLIFF LAKE Consulting Services	NJ Authority Contract - Competit	07677 3/14/2018	11/13/2017	Y	USA 11/11/2022	\$4,000,000	\$310,279	\$3,066,511	\$933,489	12	N	Y	2
M.J. ENGINEERING AND LAND SURVEYING	D214620	1533 CRESCENT ROAD Term Agreement for Land Surveying &	Open	CLIFTON PARK Consulting Services	NY Authority Contract - Competit	12065 5/11/2018	3/26/2018	Y	USA 3/25/2021	\$600,000	\$112,791	\$204,748	\$395,252	16	Y	Y	3
	D214771	Term Agreement For Construction Ins	Open	Consulting Services	Authority Contract - Competit	6/26/2020	3/30/2020	Y	3/30/2023	\$2,000,000	\$425,849	\$706,577	\$1,293,423	6	Y	Y	2
MOTT MACDONALD NY, INC.	W510344	PO BOX 510 PITTSBURGH		PA		15250	0344		USA								

New York State Thruway Authority Schedule of Procurement Contracts Engineering and Architecture Consultant Agreements For the Year Ended December 31, 2021																	
Contractor Name	Contract Number	Address / Contract Description	Status	Type of Procurement	Award Process	Award Date	Begin Date	Renew Date	End Date	Contract Amount	Fiscal Year 2021	Life To Date	Current Balance	Bids/ Propo	MBE/ WBE	MWBE Solicit	MWBE Propo
	D214473	Term Agreement for Design Services	Open	Consulting Services	Authority Contract - Competit	6/24/2016	5/16/2016	Y	5/15/2022	\$3,000,000	\$368,800	\$1,685,654	\$1,314,346	21	N	Y	0
NATURAL HERITAGE TRUST	D214287	625 BROADWAY TZB Habitat Restoration Mltigation Pr	Open	ALBANY Other	NY Authority Contract - Non-Corr	12207 12/16/2013	10/31/2013	Y	USA 12/31/2022	\$970,596	\$290,596	\$970,596	\$0		N	N	0
NORFOLK SOUTHERN RAILWAY COMPANY	D214488	MAIL CODE 5629	PO BOX 712	CHARLOTTE	NC	28272	1209		USA								
	D214703	Flagging Services for Buff. Div. Subst Completed	Completed	Consulting Services	Authority Contract - Non-Corr	7/11/2017	1/2/2016	Y	6/30/2019	\$82,437	\$17,847	\$17,847	\$64,590	1	N	N	0
		Bridge Rehabilitation of I-90 over Norl Completed	Completed	Consulting Services	Authority Contract - Non-Corr	3/8/2019	1/1/2019	Y	12/31/2020	\$124,842	\$43,602	\$43,602	\$81,240	1	N	N	0
NUSSBAUMER & CLARKE, INC.	D214506	3556 LAKE SHORE ROAD Const. Insp. Buff. Div. for (D214545/T	SUITE 500 Completed	BUFFALO Consulting Services	NY Authority Contract - Competit	14219 8/31/2017	1494 8/8/2017	Y	USA 5/30/2021	\$4,000,000	\$21,211	\$3,409,764	\$590,236	4	N	Y	0
NV5 NEW YORK - ENG., ARCH., LA., SU	D214590	LANDSCAPE ARCHITECTS AND CONST. INSPECTION SUPPORT SE	200 S PARK Open	HOLLYWOOD Consulting Services	FL Authority Contract - Competit	33021 12/9/2020	11/30/2017	Y	USA 5/28/2021	\$3,719,500	\$673,220	\$3,712,426	\$7,074	12	N	Y	3
PENNONI ASSOCIATES, INC.	D214689	PO BOX 827328 TERM AGREEMENT FOR TESTING	Open	PHILADELPHIA Consulting Services	PA Authority Contract - Competit	19182 12/13/2018	0352 9/24/2018	Y	USA 9/23/2022	\$1,500,000	\$159,427	\$409,813	\$1,090,187	3	N	Y	0
POPLI, ARCHITECTURE & ENG. LS, DPC	D214538	555 PENBROOKE DRIVE Construction Inspection in the Syracu	Completed	PENFIELD Consulting Services	NY Authority Contract - Competit	14526 3/23/2017	2035 1/23/2017	Y	USA 6/30/2020	\$1,252,500	\$13,799	\$1,252,500	\$0	9	Y	Y	3
PRUDENT ENGINEERING LLP	D214626	6390 FLY ROAD Term Agreement for Construction Ins	Open	EAST SYRACUSE Consulting Services	NY Authority Contract - Competit	13057 2/22/2018	11/13/2017	Y	USA 12/31/2020	\$2,500,000	\$20,602	\$2,463,941	\$36,059	5	Y	Y	0
RAVI ENGINEERING AND LAND SURV. PC	D214822	2110 SOUTH CLINTON AVENUE Term Agreement for Construction Ins	SUITE 1 Open	ROCHESTER Consulting Services	NY Authority Contract - Non-Corr	14618 8/26/2021		Y	USA 6/3/2023	\$3,000,000	\$286,823	\$286,823	\$2,713,177	5	Y	Y	2
SCENIC HUDSON, INC.	D214605	ONE CIVIC CENTER PLAZA SU New NY Bridge Community Benefits F	Completed	POUGHKEEPSIE Consulting Services	NY Authority Contract - Competit	12601 10/16/2017		Y	USA 12/31/2020	\$300,000	\$228,801	\$300,000	\$0	62	N	Y	3
	D214699	New NY Bridge Community Benefits /	Completed	Consulting Services	Authority Contract - Competit	12/31/2018	9/1/2014	Y	12/31/2020	\$200,000	\$200,000	\$200,000	\$0	62	N	Y	3
SHUMAKER CONSULTING ENG. & LS DPC	D214405	143 COURT STREET Term Agreement for Environmental Si	Open	BINGHAMTON Consulting Services	NY Authority Contract - Competit	13901 11/23/2015		Y	USA 10/21/2021	\$1,000,000	\$3,301	\$627,307	\$372,693	21	Y	Y	3
	D214656	TERM AGREEMENT FOR ENVIRON	Open	Consulting Services	Authority Contract - Competit	12/19/2018	9/24/2018	Y	10/23/2022	\$1,500,000	\$98,495	\$141,180	\$1,358,820	27	Y	Y	1
STANTEC CONSULTING SERVICES, INC.	D213202	13980 COLLECTION CENTER D H873, H874, H811--Rehabilitation of I	Completed	CHICAGO Consulting Services	IL Authority Contract - Competit	60693 4/15/2003		Y	USA 7/30/2021	\$3,460,000	\$1,397	\$3,189,818	\$270,182	3	N	Y	0
	D214340	Term Agreement for Design Services	Open	Consulting Services	Authority Contract - Competit	3/9/2013	1/1/2015	Y	12/31/2021	\$6,600,000	\$49,050	\$6,377,299	\$222,701	7	N	Y	0
	D214386	Term Agreement for Design Services	Completed	Consulting Services	Authority Contract - Competit	9/17/2015	7/16/2015	Y	12/31/2019	\$2,400,000	\$37,309	\$2,376,590	\$23,410	21	N	Y	4
	D214695	TERM AGREEMENT FOR SERVICE	Open	Consulting Services	Authority Contract - Competit	1/4/2019	11/1/2018	Y	10/31/2022	\$1,300,000	\$286,549	\$1,114,021	\$185,979	2	N	Y	0
	D214787	TERM AGREEMENT FOR PRELIMIN	Open	Consulting Services	Authority Contract - Competit	11/24/2020	9/30/2020	Y	9/29/2023	\$3,000,000	\$273,105	\$273,105	\$2,726,895	19	N	Y	0
THORNTON TOMASETTI, INC	D214655	51 MADISON AVENUE TERM AGREEMENT FOR CONSTR	Open	NEW YORK Consulting Services	NY Authority Contract - Competit	10010 6/5/2019	11/26/2018	Y	USA 4/18/2022	\$2,500,000	\$25,031	\$1,824,312	\$675,688	12	N	Y	4
URBAN ENGINEERS OF NEW YORK, D.P.C.	D214654	403 MAIN STREET TERM AGREEMENT FOR CONSTR	SUITE 530 Open	BUFFALO Consulting Services	NY Authority Contract - Competit	14203 7/24/2018	4/19/2018	Y	USA 12/31/2021	\$2,000,000	\$398,212	\$1,529,832	\$470,168	11	N	Y	2
VILLAGE OF PIERMONT	D214495	478 PIERMONT AVENUE New NY Bridge CBF Agreement to rel	Completed	PIERMONT Consulting Services	NY Authority Contract - Competit	10968 5/17/2016	3/17/2016	Y	USA 12/31/2020	\$35,000	\$19,436	\$19,436	\$15,564	62	N	Y	9
VILLAGE OF SLEEPY HOLLOW	D214584	28 BEEKMAN AVENUE New NY Bridge Waterfront Revitaliza	Completed	SLEEPY HOLLOW Consulting Services	NY Authority Contract - Competit	10591 4/10/2017	6/1/2016	Y	USA 3/30/2021	\$246,000	\$235,099	\$235,099	\$10,901	9	N	Y	2
VILLAGE OF SOUTH NYACK	D214681	282 SOUTH BROADWAY New NY Bridge Community Benefits F	Completed	SOUTH NYACK Consulting Services	NY Authority Contract - Competit	10960 5/12/2018	9/1/2014	Y	USA 12/31/2020	\$42,000	\$6,718	\$18,815	\$23,185	62	N	Y	0
VILLAGE OF SOUTH NYACK	D214751	282 SOUTH BROADWAY New NY Bridge Community Benefits F	Completed	SOUTH NYACK Consulting Services	NY Authority Contract - Competit	10960 9/27/2019	9/1/2014	Y	USA 12/31/2020	\$300,776	\$297,924	\$297,924	\$2,852	62	N	Y	0

New York State Thruway Authority
Schedule of Procurement Contracts
Engineering and Architecture Consultant Agreements
For the Year Ended December 31, 2021

<u>Contractor Name</u>	<u>Contract Number</u>	<u>Address / Contract Description</u>	<u>Status</u>	<u>Type of Procurement</u>	<u>Award Process</u>	<u>Award Date</u>	<u>Begin Date</u>	<u>Renew Date</u>	<u>End Date</u>	<u>Contract Amount</u>	<u>Fiscal Year 2021</u>	<u>Life To Date</u>	<u>Current Balance</u>	<u>Bids/ Propo</u>	<u>MBE/ WBE</u>	<u>MWBE Solicit</u>	<u>MWBE Propo</u>
VILLAGE OF TARRYTOWN	D214665	1 DEPOT PLAZA New NY Bridge Community Benefits F	Completed	TARRYTOWN Consulting Services	NY Authority Contract - Competit	10591 5/24/2018	9/1/2014	Y	USA 12/31/2020	\$300,000	\$300,000	\$300,000	\$0	62	N	Y	1
WSA GROUP PE-PC	D214446	75 STATE STREET - SUITE 7 Agreement for 2016-2017 Biennial Bri	Completed	BOSTON Consulting Services	MA Authority Contract - Competit	02109 4/15/2016	3/1/2016	Y	USA 4/30/2020	\$6,213,616	\$8,978	\$6,213,616	\$0	12	N	Y	4
	D214739	Agreement for 2020-2021 Biennial Bri	Open	Consulting Services	Authority Contract - Competit	4/14/2020	11/18/2019	Y	3/17/2022	\$4,500,000	\$1,967,725	\$4,115,744	\$384,256	13	N	Y	4
WSP USA INC		PO BOX 732476		DALLAS	TX	75373	2476		USA								
	D214562	Term Agreement for Design-Build Pro	Open	Consulting Services	Authority Contract - Competit	12/4/2017	2/7/2017	Y	2/6/2022	\$11,900,000	\$4,388,021	\$10,797,541	\$1,102,459	5	N	Y	0
	D214653	TERM AGREEMENT FOR CONSTR	Open	Consulting Services	Authority Contract - Competit	10/23/2018	8/17/2018	Y	8/16/2022	\$2,500,000	\$183,224	\$1,814,418	\$685,582	9	N	Y	2
	D214712	Term Agreement For Construction Ins	Open	Consulting Services	Authority Contract - Non-Corr	1/3/2020	1/2/2020	Y	11/5/2021	\$3,500,000	\$143,788	\$143,788	\$3,356,212	13	N	N	3
										\$346,532,503	\$38,604,257	\$270,826,669	\$75,705,833				

EXHIBIT A3
New York State Thruway Authority
Schedule of Procurement Contracts
Commodity and Service Purchases
For the Year Ended December 31, 2021

Vendor Name Address		Contract Number	Description	Status	Process	Award Date	Begin Date	End Date	Contract Amt	Exp 2021	Exp L-T-D	OutstandBal	Bids	M/WBE
Altec Industries Inc Plains PA		PC-66582	REF OGS CONTRACT PC	Completed	State Contract					105,589.00	2,208,138.00		0	N
Southworth-Milton Inc Syracuse NY		PC-66988	REFERENCE, PC66988, CC	Completed	State Contract					17,888.00	2,944,005.46		0	N
H O Penn Machinery Company Inc Bloomingburg NY		PC-66988	REF, NJPA PC66988	Completed	State Contract					105,146.00	406,682.68		0	N
Morton Salt Inc Chicago IL		PC-67022	REF, SALT, ALL DIVISIOI	Completed	State Contract					118,520.65	1,267,342.19		0	N
Five Star Equipment Inc East Syracuse NY		PC-67075	REF, NJPA, PC 67075, JOH	Completed	State Contract					688,122.04	4,377,506.15		0	N
Nortrax Inc Clifton Park NY		PC-67075	REF: NJPA PC67075, JOH	Completed	State Contract					183,621.25	2,412,517.39		0	N
John Deere Company Cary NC		PC-67140	REFERENCE, PC67140 NJ	Completed	State Contract					531,167.00	4,751,719.46		0	N
Clark Equipment Company West Fargo ND		PC-67141	REF, PC67141, NY, PROMI	Completed	State Contract					191,388.78	680,589.28		0	N
Herc Rentals Inc S Hackensack NJ		PC-67208	REF., PC67208, BUFF, ENI	Completed	State Contract					139,150.00	169,494.00		0	N
Mohawk Lifts LLC Amsterdam NY		PC-67221	REFERENCE, PC67221, VI	Completed	State Contract					90,102.63	90,102.63		0	N
F W Webb Company Syracuse NY		PC-67226	OPEN, PC67226, SYR, 12/3	Completed	State Contract					29,895.69	186,112.86		0	N
Fastenal Company Winona MN		PC-67227	REF, PC67227, ALL, 12/31/	Completed	State Contract					15,613.79	156,134.19		0	N
Wells Technology Inc Cheektowaga NY		PC-67227	REF, PC67227, ALL, MBE,	Completed	State Contract					54,628.11	347,001.47		0	Y
Graybar Electric Co Inc Cheektowaga NY		PC-67228	OPEN, PC67228, SYR, 12/3	Completed	State Contract					24,587.83	125,627.04		0	N
3 Gals Industrial LLC Oyster Bay NY		PC-67234	REF, WBE, PC67234, ALL,	Completed	State Contract					46,213.19	359,233.02		0	Y
Intivity Inc Albany NY		PC-67235	REF, MBE, PC67235, ALL,	Completed	State Contract					130,873.02	429,725.40		0	Y
Edge Electronics Inc. Bohemia NY		PC-67235	REF, PC67235, ALL, 9/30/2	Completed	State Contract					34,854.16	116,311.54		0	Y
Strategic Response Initiatives LLC Saratoga Springs NY		PC-67235	REF, PC67235, ALL, 9/30/2	Completed	State Contract					19,548.37	226,521.43		0	N
Wats International Inc Poughkeepsie NY		PC-67235	AUTO, MBE, PC67235, AL	Completed	State Contract					33,924.88	191,989.71		0	Y
W W Grainger Inc Albany NY		PC-67235	REF, PC67235, ALL, TILL	Completed	State Contract					87,762.50	588,319.01		0	N
Wats International Inc Poughkeepsie NY		PC-67236	REF PC67236 8/10/2016	Completed	State Contract					67,280.30	329,978.96		0	Y
Tracey Road Equip Inc East Syracuse NY		PC-67243	REFERENCE, OGS PC6743	Completed	State Contract					15,404.44	15,404.44		0	N

EXHIBIT A3
New York State Thruway Authority
Schedule of Procurement Contracts
Commodity and Service Purchases
For the Year Ended December 31, 2021

Vendor Name Address		Contract Number	Description	Status	Process	Award Date	Begin Date	End Date	Contract Amt	Exp 2021	Exp L-T-D	OutstandBal	Bids	M/WBE
Stertil-Koni USA Inc Stevensville	MD	PC-67595	REF, PC67595, 3 VEHICLE	Completed	State Contract					166,343.00	642,760.75		0	N
Flooring Environment Inc Mechanicville	NY	PC-67773	REF HQ PC67773 CON1	Completed	State Contract					26,312.75	26,312.75		0	Y
W B Mason Co Inc Albany	NY	PC-67805	BULK, PC67805, NY, 8/31/	Completed	State Contract					16,521.11	113,481.97		0	N
Eberl Iron Works Inc Buffalo	NY	PC-67847	REF. (PC67847), ALL, ENI	Completed	State Contract					83,490.54	304,688.34		0	N
Main Brothers Oil Co Inc Albany	NY	PC-68099	BULK, PC68099, ALB, 8/30	Completed	State Contract					17,218.61	298,851.43		0	N
Ferrellgas Partners LP Verona	NY	PC-68110	BULK, (PC68110), ENDS 6	Completed	State Contract					44,052.22	146,014.49		0	N
Paraco Gas Corporation Rye Brook	NY	PC-68113	BULK, (PC68113), ENDS 6	Completed	State Contract					64,445.51	147,039.86		0	N
John Deere Company Cary	NC	PC-68131	REFERENCE, PC68131, XI	Completed	State Contract					190,660.96	311,259.52		0	N
Buell Fuel LLC Deansboro	NY	PC-68207	BULK, PC68207, ALB, 8/27	Completed	State Contract					85,560.04	619,674.00		0	N
Global Montello Group Corp Waltham	MA	PC-68208	BULK, PC68208, DIESEL, 1	Completed	State Contract					229,444.18	694,778.33		0	N
Kurk Fuel Company Tonawanda	NY	PC-68209	BULK, PC68209, BUF, 08/2	Completed	State Contract					316,760.87	1,163,279.03		0	N
Main Brothers Oil Co Inc Albany	NY	PC-68210	BULK, PC68210, ALB, 08/2	Completed	State Contract					136,406.43	471,978.69		0	N
Sprague Operating Resources LLC Portsmouth	NH	PC-68214	BULK, PC68214, ALB, 8/27	Completed	State Contract					267,670.54	917,583.27		0	N
American Rock Salt Co LLC Mount Morris	NY	PC-68227	REF, PC68227, ROAD SAL	Completed	State Contract					383,994.33	1,394,007.78		0	N
Apalachee LLC Rochester	NY	PC-68228	REF, PC68228, SALT, PRE	Completed	State Contract					442,336.00	1,354,352.81		0	N
Atlantic Salt Inc Lowell	MA	PC-68229	REF, PC68229, ROAD SAL	Completed	State Contract					378,202.46	1,465,729.37		0	N
Cargill Inc North Olmsted	OH	PC-68230	REF, PC68230, ROAD ANI	Completed	State Contract					2,760,207.94	9,802,188.08		0	N
Elderlee Inc Oaks Corners	NY	PC-68246	AUTO, PC68246, ALL, ATT	Completed	State Contract					318,017.85	1,108,987.90		0	N
Eberl Iron Works Inc Buffalo	NY	PC-68246	REF. (PC68246), ALL, ENI	Completed	State Contract					63,626.28	88,702.03		0	N
Elderlee Inc Oaks Corners	NY	PC-68247	REF, PC68247, ALL, ATTEI	Completed	State Contract					767,524.98	1,847,009.04		0	N
Systems Roadway Inc Whitestone	NY	PC-68248	REF, PC68248, NY, SMAR	Completed	State Contract					49,206.00	73,407.00		0	N
Impact Absorption Inc Great Neck	NY	PC-68249	REF, ALL, PC68249, ENDS 1	Completed	State Contract					36,689.55	167,779.46		0	N

EXHIBIT A3
New York State Thruway Authority
Schedule of Procurement Contracts
Commodity and Service Purchases
For the Year Ended December 31, 2021

Vendor Name Address	Contract Number	Description	Status	Process	Award Date	Begin Date	End Date	Contract Amt	Exp 2021	Exp L-T-D	OutstandBal	Bids	M/WBE
Traffix Devices Inc San Clemente CA	PC-68251	REF,PC68251 ALL, ENDS 1	Completed	State Contract					70,499.31	1,069,794.14		0	N
Transpo Industries Inc New Rochelle NY	PC-68252	REF, PC68252,ALL,ENDS 1	Completed	State Contract					65,616.74	322,616.16		0	N
Global Montello Group Corp Waltham MA	PC-68456	BULK, PC68456, ALBANY	Completed	State Contract					1,143,366.95	2,996,658.69		0	N
Mirabito Energy Products Binghamton NY	PC-68457	BULK, PC68457, SYRACU	Completed	State Contract					589,506.42	1,514,400.66		0	N
NOCO Energy Corp - Fuels Tonawanda NY	PC-68459	BULK, PC68459, BUFFALO	Completed	State Contract					486,493.30	1,209,994.38		0	N
Sunoco LLC Newtown Square PA	PC-68461	BULK, PC68461, SYRACU	Completed	State Contract					313,390.83	797,832.40		0	N
United Metro Energy Corp Brooklyn NY	PC-68462	BULK, PC68462, NY, 12/15	Completed	State Contract					77,881.94	338,509.02		0	N
Goodyear Tire & Rubber Co Jericho NY	PC-68490	REF. (PC68490), ALBANY	Completed	State Contract					499,616.24	1,196,799.13		0	N
United Auto Supply of Syracuse West Inc Syracuse NY	PC-68523	AUTO, PC68523, ALL,5/6/	Completed	State Contract					20,931.26	88,140.57		0	N
I E H Auto Parts LLC dba Auto Plus Auto Parts Moorestown NJ	PC-68524	REF, PC68524, NY, 05/06/	Completed	State Contract					105,721.76	330,118.98		0	N
Altec Industries Inc Creedmoor NC	PC-68526	REFERENCE, SOURCEWI	Completed	State Contract					108,942.00	108,942.00		0	N
American Rock Salt Co LLC Mount Morris NY	PC-68889	REF, ROCK SALT, PC6888	Completed	State Contract					3,146,551.52	6,875,144.11		0	N
Apalachee LLC Rochester NY	PC-68890	REF, ROCK SALT, PC6889	Completed	State Contract					570,744.01	1,120,773.14		0	N
Main Motorcar Johnstown NY	PC-68941	REF, OGS MINIBID 5459, 1	Completed	State Contract					199,744.38	199,744.38		0	N
Navistar Inc Loudonville NY	PC-68946	REF#1244755, REQ# 32739	Completed	State Contract					2,409,620.00	2,552,677.19		0	N
Nye Automotive Group Inc Oncida NY	PC-68947	REFERENCE, PC68947, MI	Completed	State Contract					277,208.00	277,208.00		0	N
Cives Corporation Harrisville NY	PC-68956	AUTO, NJPA PC68956, AL	Completed	State Contract					3,654,939.99	3,926,324.93		0	N
Websmart Chevrolet LLC Spencerport NY	PC-68967	REFERENCE, OGS MINI-E	Completed	State Contract					81,705.39	81,705.39		0	N
Robert Green Chev-Olds Inc Rock Hill NY	PC-68970	REFERENCE, OGS MINIB	Completed	State Contract					336,620.01	554,791.30		0	N
Joe Ceconci's Chrysler Complex Niagara Falls NY	PC-68974	REFERENCE, PC68974, OK	Completed	State Contract					114,199.65	114,199.65		0	N
Crafco Inc Chandler AZ	PC-69062	REF; PC69062; CRACK SE	Completed	State Contract					76,951.00	116,479.00		0	N
Gorman Bros Inc Albany NY	PC-69063	REF, PC 69063, SYR, 3/31/	Completed	State Contract					155,555.95	155,555.95		0	N

EXHIBIT A3
New York State Thruway Authority
Schedule of Procurement Contracts
Commodity and Service Purchases
For the Year Ended December 31, 2021

Vendor Name Address	Contract Number	Description	Status	Process	Award Date	Begin Date	End Date	Contract Amt	Exp 2021	Exp L-T-D	OutstandBal	Bids	M/WBE
Suit-Kote Corporation Cortland NY	PC-69075	REF, PC69075, SYR, 3/31/2	Completed	State Contract					230,347.71	238,320.51		0	N
American Rock Salt Co LLC Mount Morris NY	PC-69182	REF, UNTREATED SALT,	Completed	State Contract					331,432.10	390,732.09		0	N
Apalachee LLC Rochester NY	PC-69183	REF, TREATED SALT TYI	Completed	State Contract					532,886.04	532,886.04		0	N
Atlantic Salt Inc Lowell MA	PC-69184	REF, UNTREATED SALT,	Completed	State Contract					877,951.06	877,951.06		0	N
Cargill Inc North Olmsted OH	PC-69185	REF, UNTREATED SALT,	Completed	State Contract					25,075.32	46,086.42		0	N
Clark Equipment Company Statesville NC	PC-69204	REFERENCE, PC69204, AI	Completed	State Contract					196,269.00	196,269.00		0	N
Apalachee LLC Rochester NY	PC-69206	REF, PC69206, NY, SOLAF	Completed	State Contract					51,160.75	55,179.50		0	N
Innovative Municipal Products US Inc Glenmont NY	PC-69211	BULK,BUF, MAG CHLOR	Completed	State Contract					54,624.37	77,039.15		0	N
Buell Fuel LLC Mohawk NY	PC-69217	BULK, PC69217, 8/26/2021	Completed	State Contract					103,165.31	103,165.31		0	N
Mirabito Energy Products Binghamton NY	PC-69218	BULK, PC69218, BUF, 8/26/2021	Completed	State Contract					365,732.92	365,732.92		0	N
NOCO Energy Corp - Fuels Tonawanda NY	PC-69219	BULK, PC69219, DIESEL, 8/26/2021	Completed	State Contract					226,071.41	232,733.20		0	N
Tracey Road Equip Inc East Syracuse NY	PC-69232	PC69232, GROUP 40625, F	Completed	State Contract					284,396.32	284,396.32		0	N
Alliance Asphalt LLC Rome NY	PC-69264	BULK,SYR,PC69264,ONEI	Completed	State Contract					35,135.67	35,135.67		0	N
Barrett Paving Materials Inc Liverpool NY	PC-69267	BULK,SYR, PC 69267, 3/31	Completed	State Contract					100,225.52	100,225.52		0	N
Callanan Industries Inc Albany NY	PC-69271	BULK, PC 69271, 3/31/23,S	Completed	State Contract					103,082.81	103,082.81		0	N
County Line Stone Co Inc Akron NY	PC-69277	BULK, PC 69277, 3/31/23, I	Completed	State Contract					43,193.74	43,193.74		0	N
Dolomite Products Company Inc Albany NY	PC-69281	BULK, PC69281,ALB DIV,	Completed	State Contract					56,426.36	56,426.36		0	N
Gernatt Asphalt Products Inc Collins NY	PC-69286	BULK, PC 69286, 3/31/23, C	Completed	State Contract					100,320.44	100,320.44		0	N
Hanson Aggregates New York LLC Oncida NY	PC-69288	BULK, PC 69288, SYR-ON	Completed	State Contract					396,740.41	396,740.41		0	N
New Enterprise Stone & Lime Co Inc Buffalo NY	PC-69299	BULK, PC 69299, 3/31/23, I	Completed	State Contract					374,334.73	374,334.73		0	N
Peckham Materials Corp Catskill NY	PC-69303	BULK, PC69303, NY-WES	Completed	State Contract					39,257.29	39,257.29		0	N
Global Montello Group Corp Waltham MA	PC-69331	BULK, PC69331, NY,03/19	Completed	State Contract					228,766.77	228,766.77		0	N

EXHIBIT A3
New York State Thruway Authority
Schedule of Procurement Contracts
Commodity and Service Purchases
For the Year Ended December 31, 2021

<u>Vendor Name</u> <u>Address</u>	<u>Contract</u> <u>Number</u>	<u>Description</u>	<u>Status</u>	<u>Process</u>	<u>Award Date</u>	<u>Begin Date</u>	<u>End Date</u>	<u>Contract Amt</u>	<u>Exp 2021</u>	<u>Exp L-T-D</u>	<u>OutstandBal</u>	<u>Bids</u>	<u>M/WBE</u>
Gernatt Asphalt Products Inc Collins NY	PC-69351	BULK,PC69351, BUF, 4/14	Completed	State Contract					15,354.99	15,354.99		0	N
Hanson Aggregates New York LLC Oncida NY	PC-69352	BULK, PC69352, ALL, 4/14	Completed	State Contract					46,410.80	46,410.80		0	N
New Enterprise Stone & Lime Co Inc Buffalo NY	PC-69358	BULK, PC69358,BUF DIV.	Completed	State Contract					30,258.61	30,258.61		0	N
Southworth-Milton Inc Syracuse NY	PC-69406	PC69406 CATERPILLAR F	Completed	State Contract					29,275.00	29,275.00		0	N
Buell Fuel LLC Mohawk NY	PC-69479	BULK, PC69479,SYR,REG	Completed	State Contract					71,015.44	71,015.44		0	N
Global Montello Group Corp Waltham MA	PC-69480	BULK, PC69480, NYACK-I	Completed	State Contract					69,322.12	69,322.12		0	N
Kurk Fuel Company Tonawanda NY	PC-69481	BULK, PC69481, BUF,BIO	Completed	State Contract					53,284.38	53,284.38		0	N
Main Brothers Oil Co Inc Albany NY	PC-69482	BULK, PC69482, ALB, 08/2	Completed	State Contract					67,976.65	67,976.65		0	N
Mirabito Energy Products Binghamton NY	PC-69483	BULK, PC69483,SYR ,BIO	Completed	State Contract					71,915.31	71,915.31		0	N
NOCO Energy Corp - Fuels Tonawanda NY	PC-69484	BULK, PC69484,SYR-REG	Completed	State Contract					124,170.03	124,170.03		0	N
Elderlee Inc Oaks Corners NY	PC-69495	AUTO,PC69495 ,ALL,09/30	Completed	State Contract					186,619.70	186,619.70		0	N
Dell Marketing LP Round Rock TX	PD-67644	REFERENCE, HQ PD67644	Completed	State Contract					154,379.36	544,216.05		0	N
Insight Public Sector Inc Tempe AZ	PD-67645	REF PD67645 DECEMBER	Completed	State Contract					359,592.45	588,286.66		0	N
S H I International Corp Somerset NJ	PD-67647	HQ REFERENCE ~ PD6764	Completed	State Contract					214,963.90	1,115,048.32		0	N
AssetWorks LLC Wayne PA	PM-20780	REF., PM20780, FUELFOC	Completed	State Contract					752,419.17	752,419.17		0	N
Communications Analysis Systems & Service Inc Port Washington NY	PM-20790	REFERENCE, HQ, PM2079	Completed	State Contract					99,313.76	99,313.76		0	Y
Aspire Technology Partners LLC Eatontown NJ	PM-20800	REF, PM20800, 11-29-2020	Completed	State Contract					156,932.82	1,125,761.94		0	N
C S Business Systems Inc Buffalo NY	PM-20800	HQ-REFERENCE ~ PM208	Completed	State Contract					348,380.27	954,215.49		0	Y
Distributed Technology Group LLC Syracuse NY	PM-20830	REF, PM20830, IT UMBRE	Completed	State Contract					293,113.59	293,113.59		0	N
P N J Technology Partners Inc Albany NY	PM-20850	REF., PM20850, HEWLETT	Completed	State Contract					1,746,382.59	1,803,671.60		0	N
GlassHouse Systems Inc Toronto	PM-20890	REFERENCE, HQ, PM2089	Completed	State Contract					53,812.82	298,488.56		0	N
Currier McCabe & Assoc Inc Latham NY	PM-20940	REFERENCE, HQ PM20940	Completed	State Contract					76,658.40	102,211.20		0	Y

EXHIBIT A3
New York State Thruway Authority
Schedule of Procurement Contracts
Commodity and Service Purchases
For the Year Ended December 31, 2021

Vendor Name Address	Contract Number	Description	Status	Process	Award Date	Begin Date	End Date	Contract Amt	Exp 2021	Exp L-T-D	OutstandBal	Bids	M/WBE
Oracle America Inc Albany NY	PM-20940	HQ-REFERENCE ~ PM205	Completed	State Contract					579,864.28	2,498,806.71		0	N
Lenovo (United States) Inc Morrisville NC	PM-21120	REFERENCE, HQ, EXP 12/	Completed	State Contract					53,248.22	174,972.21		0	N
A T & T Corp Albany NY	PM-67299	REFERENCE, HQ, PM6725	Completed	State Contract					83,699.70	410,543.50		0	N
Quality and Assurance Technology Corp Mount Sinai NY	PM-67310	REF., PM67310, VMWARE	Completed	State Contract					27,014.60	27,014.60		0	Y
Environmental Systems Research Institute Inc Redlands CA	PM-67345	REFERENCE, HQ, EXP. 1/	Completed	State Contract					15,100.00	85,600.00		0	N
ThunderCat Technology LLC Reston VA	PM-67394	REFERENCE, PM67394, IT	Completed	State Contract					29,500.07	29,500.07		0	N
Empire Electronics Inc Northport NY	PM-67534	REFERENCE, HQ PM6753	Completed	State Contract					36,118.11	36,118.11		0	Y
Stellar Services New York NY	PM-67987	REF, PM67987, IT MANUF	Completed	State Contract					30,717.68	111,701.45		0	Y
Skyline Technology Solutions LLC Glen Burnie MD	PM-67996	REF, HQ, PM67996, 9/30/2	Completed	State Contract					99,081.36	209,043.72		0	N
Technology Professionals Group Inc Loudonville NY	PM-68140	REFERENCE, H.Q., PM681	Completed	State Contract					86,985.84	150,532.26		0	Y
M M Hayes Co Inc Albany NY	PM-68156	REFERENCE, HQ PM6815	Completed	State Contract					95,470.00	190,940.00		0	N
Power Edge Bethel CT	PM-68158	BLANKET, PM68158, LIEI	Completed	State Contract					50,495.76	106,248.06		0	N
Metroland Bus Machines Inc Albany NY	PM-68232	REF HQ PM68232 INFOR	Completed	State Contract					17,583.00	17,583.00		0	N
County Waste & Recycling Service Inc Clifton Park NY	PS-21640	BULK, PS21640, 11/30/20	Completed	State Contract					29,490.31	173,447.28		0	N
The Remi Group LLC Charlotte NC	PS-65207	REFERENCE, PS65207, H.	Completed	State Contract					125,528.12	681,859.39		0	N
Gartner Inc Stamford CT	PS-66085	REFERENCE, PS66085, 06	Completed	State Contract					92,149.00	327,093.00		0	N
Microsoft Corporation Redmond WA	PS-67930	REFERENCE, H.Q., PS679	Completed	State Contract					89,500.00	309,520.00		0	N
Dell Marketing LP Round Rock TX	PS-68202	REFERENCE, HQ., PS6820	Completed	State Contract					452,273.73	1,392,407.94		0	N
Simaren Corp dba Wisdom Protective Services Westbury NY	PS-68266	BULK, PS68266, H.Q, EXP	Completed	State Contract					276,738.72	690,943.97		0	Y
Miller Advertising Agency Inc New York NY	PS-68898	REF, HQ, PS68898, 10/1/20	Completed	State Contract					228,901.48	444,716.25		0	N
Admar Supply Co Inc Buffalo NY	PS-69101	REF, PS69101, SYR., 10/07	Completed	State Contract					20,255.00	20,255.00		0	N
J & J Equipment LLC Brewerton NY	PS-69110	ALL, REF, PS69110, HEAV	Completed	State Contract					34,750.00	34,750.00		0	N

EXHIBIT A3
New York State Thruway Authority
Schedule of Procurement Contracts
Commodity and Service Purchases
For the Year Ended December 31, 2021

Vendor Name Address	Contract Number	Description	Status	Process	Award Date	Begin Date	End Date	Contract Amt	Exp 2021	Exp L-T-D	OutstandBal	Bids	M/WBE
Don's Auto Body Inc Cheektowaga NY	PS-69121	REF,REQ 348328,REPAIRS	Completed	State Contract					17,120.96	17,120.96		0	N
United Rentals (North America) Inc Bridgeport CT	PS-69121	REF, ALL, PS69121, 10/07/	Completed	State Contract					16,071.72	16,071.72		0	N
The Remi Group LLC Charlotte NC	PS-69214	REFERENCE, PS69214, EQ	Completed	State Contract					68,243.29	68,243.29		0	N
County Waste & Recycling Service Inc Clifton Park NY	PS-907AA	BULK,ALB,PS907AA,11/30/21,	Completed	State Contract					27,332.02	75,461.91		0	N
Modern Disposal Services Inc Model City NY	PS-91300	BULK,PS91300,12/31/18, N	Completed	State Contract					17,296.97	44,268.39		0	N
Waste Management of New York LLC Albany NY	PS-91600	BULK, PS91600, 11/30/21, '	Completed	State Contract					54,734.63	54,734.63		0	N
Xerox Corporation Albany NY	PT-66616	BULK, PT66616, XEROX C	Completed	State Contract					33,290.89	372,663.69		0	N
Verizon Connect NWF INC Rochester NY	PT-66910	REFERENCE, PT66910, HC	Completed	State Contract					110,337.43	768,946.87		0	N
Capital Digitronics Inc Albany NY	PT-68728	REFERNECE, HQ, PT-6872	Completed	State Contract					423,317.70	423,317.70		0	N
Adirondack Cabling Inc Albany NY	PT-68748	REFERENCE, PT68748, SE	Completed	State Contract					77,485.23	126,162.77		0	N
Great Lakes Building Systems Inc Buffalo NY	PT-68804	REF, PT68804, FIRE EXTI	Completed	State Contract					23,945.00	48,523.00		0	N
LINSTAR Inc Buffalo NY	PT-68825	HQ, BULK PT-68825 EXP 1	Completed	State Contract					48,762.20	220,515.39		0	N
Acture Solutions Inc Schenectady NY	PT-68839	REFERENCE, PT68839, 8-2	Completed	State Contract					49,157.66	49,157.66		0	N
N Y S Industries for the Disabled Inc Albany NY	S-17086	JANITORIAL SERVICES @	Open	Preferred Source	08/28/2017	08/28/2017	08/27/2022	339,442.09	70,001.80	278,827.95	60,614.14	1	N
N Y S Industries for the Disabled Inc Albany NY	S-18095	JANITORIAL SERVICES #	Open	Preferred Source	07/01/2019	07/01/2019	06/30/2023	1,004,932.70	191,087.42	659,262.90	345,669.80	1	N
N Y S Industries for the Disabled Inc Albany NY	S-19023	SAFETY GEAR, WINTER .	Completed	Preferred Source	01/01/2019	01/01/2019	12/31/2020	314,354.26	16,725.54	209,438.39	104,915.87	1	N
N Y S Industries for the Disabled Inc Albany NY	S-19101	JANITORIAL SERVICES #	Open	Preferred Source	12/01/2020	12/01/2020	12/31/2023	876,016.68	228,602.68	427,335.82	448,680.86	1	N
National Industries for the Blind (NIB) ALBANY NY	S-19160	FLAGS	Completed	Preferred Source	05/01/2019	05/01/2019	04/30/2020	23,538.88	359.20	14,718.91	8,819.97	1	N
N Y S Industries for the Disabled Inc Albany NY	S-20013	JANITORIAL SVCS FOR S	Completed	Preferred Source	08/01/2020	08/01/2020	03/31/2021	56,354.60	21,860.16	56,354.60		1	N
N Y S Industries for the Disabled Inc Albany NY	S-20054	MISCELLANEOUS PRODI	Completed	Preferred Source	08/01/2020	08/01/2020	07/31/2021	20,000.00	12,044.18	19,749.99	250.01	1	N
N Y S Industries for the Disabled Inc Albany NY	S-20056	JANITORIAL SVCS FOR S	Completed	Preferred Source	08/01/2020	08/01/2020	12/31/2020	134,343.55	100,789.21	134,343.55		1	N
N Y S Industries for the Disabled Inc Albany NY	S-20069	JANITORIAL SERVICES-I	Completed	Preferred Source	09/01/2020	09/01/2020	08/31/2021	47,585.47	35,689.14	43,620.06	3,965.41	1	N

EXHIBIT A3
New York State Thruway Authority
Schedule of Procurement Contracts
Commodity and Service Purchases
For the Year Ended December 31, 2021

<u>Vendor Name</u> <u>Address</u>	<u>Contract</u> <u>Number</u>	<u>Description</u>	<u>Status</u>	<u>Process</u>	<u>Award Date</u>	<u>Begin Date</u>	<u>End Date</u>	<u>Contract Amt</u>	<u>Exp 2021</u>	<u>Exp L-T-D</u>	<u>OutstandBal</u>	<u>Bids</u>	<u>M/WBE</u>
N Y S Industries for the Disabled Inc Albany NY	S-21008	SAFETY GEAR, WINTER .	Completed	Preferred Source	01/01/2021	01/01/2021	12/31/2021	250,000.00	74,577.25	74,577.25	175,422.75	1	N
National Industries for the Blind (NIB) Albany NY	S-21012	COVERALLS	Completed	Preferred Source	01/01/2021	01/01/2021	12/31/2021	20,445.92	20,056.80	20,056.80	389.12	1	N
N Y S Department of Correctional Serv Albany NY	S-21061	FURNITURE: OFFICE - M	Completed	Preferred Source	07/22/2021	07/22/2021	10/22/2021	91,130.47	816.00	816.00	90,314.47	1	N
N Y S Industries for the Disabled Inc Albany NY	S-21067	MISCELLANEOUS PROD	Open	Preferred Source	08/01/2021	08/01/2021	07/31/2022	20,000.00	5,393.77	5,393.77	14,606.23	1	N
N Y S Department of Correctional Serv Albany NY	S-21069	BUILDING MAINTENANC	Completed	Preferred Source	07/28/2021	07/28/2021	10/28/2021	21,565.00	21,565.00	21,565.00		1	N
Stephenson Equipment Inc East Syracuse NY	T-14119	DIAMOND MOWER PART	Completed	Competitive	01/15/2015	01/15/2015	12/31/2021	645,231.92	29,306.18	572,166.10	73,065.82	3	N
APTICO Inc Lindenhurst NY	T-16008	WESTERN STAR AND DE	Completed	Competitive	04/20/2016	04/20/2016	09/30/2020	75,000.00	119.85	32,603.03	42,396.97	3	N
Brinks Incorporated Coppell TX	T-16079	MONEY COUNTING SER	Completed	Competitive	10/01/2016	10/01/2016	12/21/2020	395,233.00	85,792.00	395,233.00		2	N
U S Standard Sign Franklin Park IL	T-16080	COATED ALUMINUM AL	Completed	Competitive	09/14/2016	09/14/2016	06/30/2021	412,647.75	42,445.00	359,813.10	52,834.65	5	N
Cranes Aerial Truck Service Bellingham MA	T-16090	CRANE & AERIAL INSPE	Completed	Competitive	09/30/2016	09/30/2016	05/31/2021	66,680.00	16,700.00	66,680.00		3	N
Seneca Mineral Company Erie PA	T-16105	SALT BRINE	Completed	Competitive	12/15/2016	12/15/2016	12/31/2020	221,080.00	21,376.00	189,060.00	32,020.00	1	N
W B Mason Co Inc Albany NY	T-16131	BOTTLED WATER	Completed	Competitive	04/01/2017	04/01/2017	03/31/2020	55,197.06	1,120.24	42,150.74	13,046.32	4	N
Capital Digitronics Inc Albany NY	T-16133	COMMUNICATIONS SYS	Open	Competitive	05/01/2017	05/01/2017	04/30/2022	6,176,220.00	1,099,165.23	5,069,787.21	1,106,432.79	1	N
Elderlee Inc Oaks Corners NY	T-17000	BREAKAWAY SIGN POS	Completed	Competitive	02/27/2017	02/27/2017	12/31/2021	974,178.75	19,755.85	466,927.27	507,251.48	2	N
Clean Harbors Environmental Services Inc Glenmont NY	T-17012	HAZARDOUS WASTE MA	Completed	Competitive	04/26/2017	04/26/2017	12/31/2021	175,123.20	22,062.18	88,505.76	86,617.44	13	N
Airgas USA LLC Albany NY	T-17026	COMPRESSED GASES	Completed	Competitive	01/01/2017	01/01/2017	12/31/2020	67,164.80	15,279.53	38,938.71	28,226.09	4	N
Haun Welding Supply Inc Menands NY	T-17027	COMPRESSED GASES	Completed	Competitive	03/24/2017	03/24/2017	12/31/2020	78,984.47	13,567.00	65,110.88	13,873.59	4	N
Delta Electronic Controls Syracuse NY	T-17046	ARROW BOARDS- TRUC	Open	Competitive	05/26/2017	05/26/2017	03/31/2022	661,930.00	64,460.00	520,900.00	141,030.00	2	N
R S P Systems Bronx NY	T-17048	MICROTURBINE MAINT	Open	Competitive	07/01/2017	07/01/2017	06/30/2022	516,500.00	147,700.00	516,500.00		1	N
Prospect Cleaning Service Inc Brooklyn NY	T-17061	JANITORIAL SERVICES-?	Completed	Competitive	08/16/2017	08/16/2017	12/31/2020	85,077.55	4,054.08	63,662.03	21,415.52	10	Y
Dolomite Products Company Inc Albany NY	T-17075	CONCRETE READY MIX	Completed	Competitive	09/29/2017	09/29/2017	08/31/2020	229,997.72	725.52	211,164.25	18,833.47	6	N
K Hughes Expert Tree Service LLC Hurley NY	T-17093	TREE CUTTING SERVICE	Open	Competitive	11/30/2017	11/30/2017	07/31/2022	207,129.08	51,305.52	187,757.61	19,371.47	5	N

EXHIBIT A3
New York State Thruway Authority
Schedule of Procurement Contracts
Commodity and Service Purchases
For the Year Ended December 31, 2021

<u>Vendor Name</u> <u>Address</u>	<u>Contract</u> <u>Number</u>	<u>Description</u>	<u>Status</u>	<u>Process</u>	<u>Award Date</u>	<u>Begin Date</u>	<u>End Date</u>	<u>Contract Amt</u>	<u>Exp 2021</u>	<u>Exp L-T-D</u>	<u>OutstandBal</u>	<u>Bids</u>	<u>M/WBE</u>
A A Carting & Rubbish Removal Inc Cortlandt Manor NY	T-17116	HAULING AND DISPOSAL	Open	Competitive	11/07/2017	11/07/2017	10/31/2022	261,246.27	45,546.16	242,135.94	19,110.33	2	N
Hurtubise Tires Inc North Tonawanda NY	T-17136	RECAPPED TIRES	Completed	Competitive	04/03/2018	03/27/2018	12/31/2020	48,053.90	5,335.00	38,038.95	10,014.95	6	N
Industrial USA Inc Brooklyn NY	T-18007	15LB TRAFFIC CONES	Completed	Competitive	03/23/2018	03/23/2018	12/31/2021	155,157.80	43,462.20	146,829.10	8,328.70	9	Y
McClain & Company Inc Culpeper VA	T-18013	UNDER BRIDGE INSPECTION	Completed	Competitive	02/23/2018	02/23/2018	12/31/2021	1,520,770.00	291,100.00	811,665.00	709,105.00	3	N
Nutrien Ag Solutions Inc Bangor ME	T-18047	HERBICIDES	Completed	Competitive	10/10/2018	10/10/2018	05/31/2021	131,313.00	11,780.90	96,832.70	34,480.30	1	N
Emerson Oil Co Inc Rochester NY	T-18056	RE-REFINED HYDRAULIC OIL	Open	Competitive	06/15/2018	06/15/2018	02/28/2022	76,566.78	1,493.25	39,773.24	36,793.54	3	N
Brinks Incorporated Coppell TX	T-18086	MONEY COUNTING SERVICES	Completed	Competitive	10/01/2018	10/01/2018	12/31/2021	600,000.00	24,546.75	121,647.40	478,352.60	2	N
Geiter Done of WNY Inc Buffalo NY	T-18089	SCRAP RUBBER	Completed	Competitive	08/31/2018	08/31/2018	12/31/2020	131,085.00	6,650.00	61,205.00	69,880.00	2	N
Advanced Testing Systems Inc Bethel CT	T-18091	ELECTRICAL PREVENTION	Open	Competitive	09/20/2018	09/14/2018	05/31/2022	94,400.00	17,520.00	61,020.00	33,380.00	2	N
Nye Automotive Group Inc Oneida NY	T-18102	GM OEM PARTS	Open	Competitive	12/11/2018	12/11/2018	12/31/2022	150,000.00	928.37	29,552.74	120,447.26	5	N
Fred Beans Parts Inc Doylestown PA	T-18105	GM OEM PARTS	Open	Competitive	12/11/2018	12/11/2018	12/31/2022	150,000.00	37,834.61	86,568.46	63,431.54	5	N
Trius Inc Bohemia NY	T-18108	SNOW & ICE CONTROL CHEMICALS	Open	Competitive	10/01/2018	10/01/2018	12/31/2022	600,000.00	76,549.03	362,854.55	237,145.45	3	N
3 M Company Saint Paul MN	T-18125	REFLECTIVE SIGN MATERIAL	Completed	Competitive	12/17/2018	12/17/2018	08/31/2021	491,704.05	71,298.00	192,910.25	298,793.80	5	N
Avery Dennison Niles IL	T-18126	REFLECTIVE SIGN MATERIAL	Completed	Competitive	12/17/2018	12/17/2018	08/31/2021	50,269.50	6,412.50	18,540.00	31,729.50	5	N
Fred Beans Parts Inc Doylestown PA	Q-18128	FORD O.E.M. PARTS	Open	Competitive	01/03/2019	01/03/2019	12/31/2023	44,884.81	6,211.17	32,046.87	12,837.94	9	N
DePaula Ford LLC Albany NY	T-18133	FORD O.E.M. PARTS	Open	Competitive	01/03/2019	01/03/2019	12/31/2023	112,500.00	3,970.87	48,799.16	63,700.84	9	N
Northern Supply Inc Bloomfield NY	T-18135	FLEXIBLE PLOW BLADES	Open	Competitive	01/07/2019	01/07/2019	12/31/2022	1,678,961.50	754,429.00	1,678,961.50		6	N
A & M Industrial Inc Rahway NJ	T-19001	MSA PERSONAL SAFETY EQUIPMENT	Completed	Competitive	02/22/2019	10/01/2019	12/31/2020	138,638.30	24,758.85	104,894.97	33,743.33	11	N
Beam Mack Sales & Service Inc Buffalo NY	Q-19002	MACK O.E.M. PARTS	Open	Competitive	01/29/2019	04/01/2019	03/31/2024	25,000.00	879.20	2,475.67	22,524.33	6	N
Innovative Municipal Products US Inc Glenmont NY	T-19007	BITUMINOUS CONCRETE	Open	Competitive	03/15/2019	03/15/2019	12/31/2022	100,890.00	22,680.00	58,968.00	41,922.00	4	N
White Cap LP Syracuse NY	T-19008	BITUMINOUS CONCRETE	Open	Competitive	03/15/2019	03/15/2019	12/31/2022	396,787.21	38,441.55	38,441.55	358,345.66	4	N
Trius Inc Bohemia NY	T-19010	TIGER MOWER OEM PARTS	Open	Competitive	05/01/2019	05/01/2019	04/30/2024	350,000.00	19,326.97	75,910.90	274,089.10	1	N

EXHIBIT A3
New York State Thruway Authority
Schedule of Procurement Contracts
Commodity and Service Purchases
For the Year Ended December 31, 2021

Vendor Name Address		Contract Number	Description	Status	Process	Award Date	Begin Date	End Date	Contract Amt	Exp 2021	Exp L-T-D	OutstandBal	Bids	M/WBE
Thru-Way Spring Rochester	NY	T-19022	SMITH SPREADER OEM I	Open	Competitive	06/01/2019	06/01/2019	05/31/2024	450,000.00	97,461.11	248,607.69	201,392.31	5	N
Stadium International Sales & Service LLC Binghamton	NY	T-19026	NAVISTAR REPLACEME!	Open	Competitive	04/05/2019	04/05/2019	12/31/2023	875,000.00	71,112.58	367,633.96	507,366.04	5	N
Regional International Corp Henrietta	NY	T-19027	NAVISTAR REPLACEME!	Open	Competitive	04/05/2019	04/05/2019	12/31/2023	1,750,000.00	178,307.28	445,998.66	1,304,001.34	5	N
J & L Profiling LLC Durhamville	NY	T-19031	RENTAL OF SCAROFYIN	Open	Competitive	03/06/2019	03/06/2019	03/31/2022	82,500.00	8,800.00	39,600.00	42,900.00	7	Y
Donegal Construction Corp Greensburg	PA	T-19032	RENTAL OF SCAROFYIN	Open	Competitive	03/06/2019	03/06/2019	03/31/2022	125,000.00	20,000.00	20,000.00	105,000.00	7	N
Syosset Truck Sales Inc Westbury	NY	T-19033	NAVISTAR REPLACEME!	Open	Competitive	04/04/2019	04/04/2019	12/31/2023	875,000.00	105,386.58	270,369.94	604,630.06	5	N
Five Star Equipment Inc East Syracuse	NY	T-19044	JOHN DEERE OEM PART	Open	Competitive	07/31/2019	07/26/2019	04/30/2024	350,000.00	40,095.30	101,821.97	248,178.03	1	N
Loomis Armored US LLC Victor	NY	T-19059	ARMORED COURIER SEF	Completed	Competitive	08/01/2019	08/01/2019	12/15/2020	915,000.00	35,472.00	851,710.97	63,289.03	1	N
Henderson Products Inc Manchester	IA	T-19075	HENDERSON OEM SPRE/	Open	Competitive	01/01/2020	01/01/2020	12/31/2024	160,000.00	58,651.87	85,215.57	74,784.43	1	N
Stephenson Equipment Inc Duaneburg	NY	T-19085	DIAMOND MOWER OEM	Open	Competitive	01/01/2019	01/01/2020	12/31/2024	500,000.00	62,346.58	103,256.58	396,743.42	2	N
Waterman Signs Blossvale	NY	T-19092	SIGN BLANKS (CORRUG.	Open	Competitive	02/24/2020	01/01/2020	12/31/2022	73,234.00	26,002.00	30,852.00	42,382.00	2	Y
Northern Supply Inc Bloomfield	NY	T-19099	FLEXIBLE SNOW PLOW I	Open	Competitive	01/30/2020	01/30/2020	04/30/2022	412,710.00	126,717.00	126,717.00	285,993.00	2	N
Parr Industries II Inc Pulaski	TN	T-19100	OWS CLEANING	Open	Competitive	02/27/2020	02/19/2020	11/30/2022	372,100.00	97,438.00	114,295.00	257,805.00	11	N
Securewatch24 LLC New York	NY	T-19151	ARROW BOARDS FOR AI	Open	Competitive	05/16/2019	05/16/2019	02/28/2022	189,884.16	36,559.20	99,853.92	90,030.24	5	N
Brillo Excavating & Waste Disp Skaneateles	NY	T-19169	SEPTIC AND SLUDGE RE	Open	Competitive	08/13/2019	06/01/2019	05/31/2022	123,060.00	38,920.00	77,680.00	45,380.00	5	N
Macken Services Inc Lancaster	NY	T-19171	SEPTIC AND SLUDGE RE	Open	Competitive	08/13/2019	06/01/2019	05/31/2022	88,800.00	23,871.00	24,171.00	64,629.00	5	N
Blue Diamond Septic LLC Selkirk	NY	T-19172	SEPTIC AND SLUDGE RE	Open	Competitive	08/13/2019	06/01/2019	05/31/2022	217,208.50	111,035.75	215,858.50	1,350.00	5	N
Earthcare Marlborough	MA	T-19173	SEPTIC AND SLUDGE RE	Open	Competitive	08/13/2019	06/01/2019	05/31/2022	217,717.40	91,133.00	217,717.40		5	N
Regional International Corp Henrietta	NY	T-19176	CUMMINS ENGINE OEM	Open	Competitive	08/15/2019	08/15/2019	06/30/2024	1,000,000.00	52,190.73	111,661.79	888,338.21	7	N
Loomis Armored US LLC Victor	NY	T-19178	ARMORED COURIER SEF	Completed	Competitive	10/01/2019	10/01/2019	12/15/2020	124,000.00	3,650.00	82,615.29	41,384.71	1	N
Ace Tool Repair Inc Wantagh	NY	T-19179	SAFETY GLOVES	Open	Competitive	10/21/2019	10/21/2019	09/30/2022	811,304.40	36,261.36	109,292.88	702,011.52	18	Y
Waterman Signs Blossvale	NY	T-20004	FOLDING SIGN STANDS	Open	Competitive	02/20/2020	01/14/2020	12/31/2022	135,875.00	27,062.50	27,062.50	108,812.50	5	Y

EXHIBIT A3
New York State Thruway Authority
Schedule of Procurement Contracts
Commodity and Service Purchases
For the Year Ended December 31, 2021

<u>Vendor Name</u> <u>Address</u>	<u>Contract</u> <u>Number</u>	<u>Description</u>	<u>Status</u>	<u>Process</u>	<u>Award Date</u>	<u>Begin Date</u>	<u>End Date</u>	<u>Contract Amt</u>	<u>Exp 2021</u>	<u>Exp L-T-D</u>	<u>OutstandBal</u>	<u>Bids</u>	<u>M/WBE</u>
Certified Safety Products of New York Inc Andover NY	T-20005	FOLDING SIGN STANDS	Open	Competitive	02/20/2020	02/19/2020	12/31/2022	52,605.00	23,471.78	28,466.42	24,138.58	5	Y
Surpass Chemical Co Inc Albany NY	Q-20006	SODIUM BICARBONATE	Open	Competitive	02/20/2020	02/20/2020	12/31/2022	21,357.00	3,528.00	7,938.00	13,419.00	1	N
Drivers Village Inc Cicero NY	T-20015	CHRYSLER (MOPAR) OEI	Open	Competitive	07/22/2020	07/22/2020	12/31/2024	300,000.00	46,186.78	85,040.27	214,959.73	3	N
A & M Industrial Inc Rahway NJ	T-20017	AEROQUIP HOSES AND F	Open	Competitive	07/22/2020	07/22/2020	12/31/2022	80,000.00	21,169.24	30,572.06	49,427.94	1	N
Island Tech Services LLC Ronkonkoma NY	T-20019	OEM PARTS FOR LED TR	Open	Competitive	05/15/2020	02/28/2020	12/31/2024	350,000.00	11,749.05	25,005.81	324,994.19	12	N
P B S Brake & Supply Co East Syracuse NY	T-20020	OEM PARTS FOR LED TR	Open	Competitive	05/15/2020	02/28/2020	12/31/2024	50,000.00	18,131.78	34,126.22	15,873.78	12	N
East Coast Emergency Lighting Inc Millstone Township NJ	T-20021	OEM PARTS FOR LED TR	Open	Competitive	05/15/2020	02/28/2020	12/31/2024	750,000.00	61,342.27	61,342.27	688,657.73	12	N
Fred Beans Parts Inc Doylestown PA	T-20022	CHRYSLER (MOPAR) OEI	Open	Competitive	07/23/2020	07/22/2020	12/31/2024	100,000.00	32,577.19	32,699.70	67,300.30	3	N
J C O Inc Wurtsboro NY	T-20055	WASTE WATER CONSUL	Completed	Competitive	10/22/2020	10/22/2020	04/30/2021	109,200.00	27,600.00	45,900.00	63,300.00	1	N
Fleet Maintenance Inc West Seneca NY	Q-20058	VARIOUS OEM TRUCK P.	Open	Competitive	10/01/2020	10/01/2020	09/30/2025	30,000.00	1,317.79	8,616.14	21,383.86	6	Y
Maxwell Products Inc Salt Lake City UT	T-20060	ASPHALTIC MATERIALS	Open	Competitive	09/30/2020	09/28/2020	12/31/2022	533,000.00	78,409.28	173,540.31	359,459.69	2	N
Penn Detroit Diesel Allison LLC Fleetwood PA	Q-20070	VARIOUS OEM TRUCK P.	Open	Competitive	10/01/2020	10/01/2020	09/30/2025	30,000.00	8,156.50	8,619.56	21,380.44	6	N
Stewart & Stevenson Power Products LLC Pine Brook NJ	Q-20074	VARIOUS OEM TRUCK P.	Open	Competitive	10/01/2020	10/01/2020	09/30/2025	30,000.00	771.81	1,160.34	28,839.66	6	N
PreCise MRM LLC Meridian ID	T-20076	TEMP. SENSORS	Open	Competitive	10/16/2020	10/16/2020	09/30/2022	171,150.00	65,246.00	72,819.00	98,331.00	5	N
Crafco Inc Chandler AZ	T-20079	FLEXIBLE CONCRETE RI	Open	Competitive	01/20/2021	01/20/2020	09/30/2022	793,215.00	93,948.88	93,948.88	699,266.12	1	N
Schneider Electric IT Corporation Foxboro MA	Q-20083	ELECTRICAL EQUIPMEN	Completed	Single Source	10/20/2020	10/20/2020	10/20/2020	16,749.50	16,749.50	16,749.50		1	N
Power Grid Partners Ltd Oregon OH	T-20093	WIND TURBINE MTCE	Open	Competitive	02/09/2021	02/05/2020	12/31/2023	153,350.00	13,300.00	13,300.00	140,050.00	1	N
Wesco Distribution Inc Pittsburgh PA	T-20097	MG SQUARED CAMERA I	Open	Competitive	02/19/2021	02/17/2021	06/30/2023	715,302.92	13,022.00	13,022.00	702,280.92	2	N
United Uniform Distribution LLC Buffalo NY	T-20100	WORK CLOTHING	Open	Competitive	01/07/2021	12/04/2020	12/31/2022	3,478,355.00	310,708.45	310,708.45	3,167,646.55	4	N
Top & Bottom Wear Jenkintown PA	T-20101	WORK CLOTHING	Open	Competitive	01/07/2021	12/04/2020	12/31/2022	384,992.95	2,521.45	2,521.45	382,471.50	4	Y
Eckert Mechanical LLC Albany NY	T-20102	HVAC SYSTEM MAINTEN	Open	Competitive	01/20/2021	01/01/2021	12/31/2022	54,899.97	25,754.31	25,754.31	29,145.66	7	N
United Rentals (North America) Inc Wappingers Falls NY	Q-20103	ARTICULATING BOOM L	Completed	Competitive	12/28/2020	12/28/2020	12/28/2020	46,781.56	46,781.56	46,781.56		4	N

EXHIBIT A3
New York State Thruway Authority
Schedule of Procurement Contracts
Commodity and Service Purchases
For the Year Ended December 31, 2021

<u>Vendor Name</u> <u>Address</u>	<u>Contract</u> <u>Number</u>	<u>Description</u>	<u>Status</u>	<u>Process</u>	<u>Award Date</u>	<u>Begin Date</u>	<u>End Date</u>	<u>Contract Amt</u>	<u>Exp 2021</u>	<u>Exp L-T-D</u>	<u>OutstandBal</u>	<u>Bids</u>	<u>M/WBE</u>
Hanson Aggregates New York LLC Oneida NY	T-20104	READY MIX CONCRETE	Open	Competitive	06/10/2021	06/10/2021	12/30/2025	231,250.00	18,091.89	18,091.89	213,158.11	8	N
Jamestown Macadam Inc Celoron NY	T-20105	READY MIX CONCRETE	Open	Competitive	12/11/2020	12/11/2020	09/30/2025	62,500.00	870.00	870.00	61,630.00	8	N
Clemente-Fane Concrete Herkimer NY	T-21001	READY MIX CONCRETE	Open	Competitive	06/10/2021	06/10/2021	09/30/2025	84,375.00	6,594.00	6,594.00	77,781.00	8	N
Northrup Materials Brockport NY	T-21001	BULK,SYR & BUF, READ	Open	Competitive	06/10/2021	06/10/2021	09/30/2025	84,375.00	29,100.00	29,100.00	55,275.00	8	N
Manitou Concrete Company Rochester NY	T-21002	READY MIX CONCRETE	Open	Competitive	06/10/2021	06/10/2021	09/30/2025	118,750.00	1,118.00	1,118.00	117,632.00	8	N
Northern Ready Mix LLC Fulton NY	T-21003	READY MIX CONCRETE	Open	Competitive	06/10/2021	06/10/2021	09/30/2025	118,750.00	11,343.00	11,343.00	107,407.00	8	N
New Enterprise Stone & Lime Co Inc Buffalo NY	T-21005	READY MIX CONCRETE	Open	Competitive	06/10/2022	06/10/2021	09/30/2025	62,500.00	14,660.82	14,660.82	47,839.18	8	N
Bonded Concrete Inc Watervliet NY	T-21006	READY MIX CONCRETE	Open	Competitive	06/10/2021	06/10/2021	09/30/2025	262,500.00	7,730.63	7,730.63	254,769.37	8	N
G P Jager Inc Boonton NJ	Q-21007	SLUDGE PUMP AT MODI	Completed	Single Source	01/07/2021	01/07/2021	01/07/2021	22,500.00	22,500.00	22,500.00		1	N
Seneca Mineral Company Erie PA	T-21019	SALT BRINE	Open	Competitive	06/11/2021	06/11/2021	03/31/2023	449,480.00	16,450.00	16,450.00	433,030.00	1	N
Groundwater & Environmental Services Inc Checktowaga NY	T-21020	REMEDIATON @ SILVER	Completed	Competitive	03/25/2021	03/25/2021	08/31/2021	65,707.45	65,627.38	65,627.38	80.07	1	N
Atlantic Contracting & Specialties LLC Troy NY	Q-21035	ASBESTOS ABATEMENT	Completed	Single Source	05/01/2021	05/01/2021	05/01/2021	23,000.00	23,000.00	23,000.00		1	N
Beacon Sales Acquisition Inc Syracuse NY	T-21036	VARIOUS CEMENT PROI	Open	Competitive	06/11/2021	06/11/2021	06/30/2023	409,600.00	29,753.70	29,753.70	379,846.30	1	N
Ayer Sales Inc Selkirk NY	Q-21040	WATER TREATMENT BA	Completed	Competitive	05/12/2021	05/12/2021	05/12/2021	24,745.00	24,745.00	24,745.00		3	N
A M E Inc Fairfield NJ	T-21041	ACS OVERSIGHT AT STA	Open	Competitive	05/13/2021	06/14/2021	03/31/2026	58,700.00	5,489.08	5,489.08	53,210.92	1	Y
Seneca Mineral Company Erie PA	T-21046	POTASSIUM ACETATE R	Open	Competitive	07/28/2021	07/28/2021	05/31/2026	112,681.25	17,490.00	17,490.00	95,191.25	3	N
Fontanas Auto Body Inc Montgomery NY	Q-21053	AUTO REPAIR OF VEHIC	Completed	Single Source	02/10/2021	02/10/2021	05/03/2021	16,840.90	16,840.90	16,840.90		3	N
Traffic Sensor Solutions LLC Yorktown VA	T-21060	FIBER OPTIC AXLE SENS	Open	Competitive	07/19/2021	07/19/2021	05/23/2023	2,694,188.60	311,446.90	311,446.90	2,382,741.70	1	N
Xerox Corporation Lewisville TX	Q-21070	XEROX COPIER MAINTN	Completed	Single Source	08/20/2021	01/01/2021	08/30/2021	49,000.00	40,468.38	40,468.38	8,531.62	1	N
Earthcare Vernon NJ	T-21072	SEPTIC SERVICES FROM	Completed	Single Source	08/17/2021	03/23/2021	03/31/2021	96,460.00	96,460.00	96,460.00		1	N
Grand Totals							262		44,357,843.17	116,091,337.69			

EXHIBIT B


New York State Thruway Authority Bond Sale Report for Calendar Year 2021

PROGRAM	GENERAL REVENUE BONDS SERIES O
Par Amount	\$549,480,000
Method of Sale	Competitive
Public/Private	Public
Underwriters Senior-Manager	N/A
Co-Coordinating Manager	N/A
Co-Senior(s)	N/A
SDVOB Manager(s)	N/A
Co-Manager(s)	N/A
True Interest Cost	2.749486%
Arbitrage Rate	1.909801%
Total Underwriter's Discount	2.886350
Ratings (Moody's/S&P/Fitch)	A1/A/N/A
Dated Date	10/07/2021
Last Maturity Date	01/01/2051

New York State Thruway Authority Bond Sale Report for Calendar Year 2021

PROGRAM	State Personal Income Tax Revenue Bonds (Transportation), Series 2021A
Par Amount	\$1,954,570,000
Method of Sale	Competitive
Public/Private	Public
Underwriters Senior-Manager	N/A
Co-Coordinating Manager	N/A
Co-Senior(s)	N/A
SDVOB Manager(s)	N/A
Co-Manager(s)	N/A
True Interest Cost	2.625416%
Arbitrage Rate	1.534234%
Total Underwriter's Discount	2.601710
Ratings (Moody's/S&P/Fitch)	N/A/AA+/AA+
Dated Date	07/28/2021
Last Maturity Date	03/15/2059

EXHIBIT C

 GENERAL POLICY	NUMBER 25-5-01
	POLICIES – PURCHASING
APPROVED BOARD MEETING NUMBER: 740 RESOLUTION NUMBER: 6224 DATE: November 18, 2019	SUBJECT PROCUREMENT CONTRACTS

Introduction

This Policy, established pursuant to Section 2879 of the New York State Public Authorities Law, sets forth the guidelines of the New York State Thruway Authority (Authority) regarding the Authority's use, awarding, monitoring and reporting of Procurement Contracts. These guidelines are not intended and shall not be deemed to grant or confer any rights or remedies to or upon any third party.

Except as otherwise provided herein, all Authority Procurement Contracts are subject to this Policy. Attachment 1 sets forth a representative (but not exclusive) list of the types of goods purchased, and a description of those areas of responsibility and oversight requiring the use of services and the reasons for the use of services in such areas.

I. Definitions

- A. "Emergency" shall mean an unanticipated, sudden or unexpected event or escalation of an event beyond the control of the Authority which, if not immediately corrected, would endanger: a) the life, health, safety or welfare of any person, or b) the continued public use or function of a transportation or other facility or property of the Authority or the State of New York.
- B. "Foreign Business Enterprise" shall mean a business enterprise, including a sole proprietorship, partnership or corporation, which offers for sale, lease or other form of exchange, goods sought by the Authority and which are substantially produced outside New York State, or services sought by the Authority and which are substantially performed outside New York State. For purposes of construction services, a Foreign Business Enterprise shall mean a business enterprise, including a sole proprietorship, partnership or corporation, which has its principal place of business outside New York State.
- C. "Minority Owned Business Enterprise" shall have the same meaning as that set forth in Public Authorities Law Section 2879.
- D. "New York State Business Enterprise" shall mean any business enterprise which offers for sale, lease or other form of exchange, goods or services sought by the Authority which are substantially manufactured, produced, assembled or performed within New York State.
- E. "New York State Resident" shall have the same meaning as that set forth in Public Authorities Law Section 2879.

- F. “Procurement Contract” shall mean any written agreement for the acquisition of goods or services of any kind, in the actual or estimated amount of fifteen thousand dollars (\$15,000) or more. Construction contracts and design-build contracts are included within the scope of the definition of a Procurement Contract pursuant to this Policy, but are not Procurement Contracts pursuant to Public Authorities Law Section 2879.
- G. “Professional Firm” shall mean any individual or sole proprietorship, partnership, corporation, association or other legal entity permitted by law to practice the professions of architecture, engineering or surveying.
- H. “Service Disabled Veteran Owned Business Enterprise” shall have the same meaning as that set forth in Article 17-B of the Executive Law Section 369-H.
- I. “Women Owned Business Enterprise” shall have the same meaning as that set forth in Public Authorities Law Section 2879.

II. Selection of Contractors for Goods

Except as otherwise provided in this Policy, the Authority shall award Procurement Contracts for goods to the lowest responsible bidder as will best promote the Authority’s interests, taking into consideration: the reliability of the contractor; the quality of the goods to be furnished; the goods’ conformity with the specifications; the terms of delivery; and/or such other criteria as the Authority determines appropriate. The Authority shall solicit bidders for applicable contracts pursuant to Article 4-C of the New York State Economic Development Law (e.g., advertise in the Contract Reporter). The Authority shall solicit price quotes from at least three (3) sources, if available.

III. Selection of Contractors for Services

- A. The Authority may contract for services when, because of one or more of the following factors or considerations, it is more beneficial for such services to be contracted for than performed by employees of the Authority:
 - 1. lack of or unavailability of sufficient staff, facilities, equipment or other resources;
 - 2. requirement of special expertise or abilities not adequately possessed by Authority employees;
 - 3. timing;
 - 4. short term or infrequent need for the service; or

5. distance of the location(s) where the services must be performed from Authority offices or facilities.
- B. Except as otherwise provided in this Policy, the Authority shall award Procurement Contracts for professional services, except those to Professional Firms, to a responsive and responsible contractor on the basis of best value, taking into account: the contractor's experience and capability to perform the required services, the adequacy of contractor's staff to be assigned to Authority work, the overall quality and responsiveness of the contractor's proposal, the contractor's fee structure and overall price; and/or such other criteria as the Authority determined appropriate. Procurement Contracts for construction and design-build services shall be awarded in compliance with all applicable laws. The Authority shall solicit proposals for applicable contracts pursuant to Article 4-C of the New York State Economic Development Law (e.g., advertise in the Contractor Reporter). The Authority shall solicit price quotes from at least three (3) sources, if available.
- C. The Authority shall award Procurement Contracts for the services of Professional Firms on the basis of demonstrated competence and qualification for the type of professional services required and at fair and reasonable fees. The Authority shall not refuse to negotiate with a Professional Firm solely because the ratio of the "allowable indirect costs" to direct labor costs of the Professional Firm or the hourly labor rate in any labor category of the Professional Firm exceeds a limitation generally set by the Authority in the determination of the reasonableness of the estimated cost of services to be rendered by the Professional Firm, but rather the Authority should also consider the reasonableness of cost based on the total estimated cost of the service of the Professional Firm which should include, among other things, all the direct labor costs of the Professional Firm for such services plus all "allowable indirect costs," other direct costs, and negotiated profit of the Professional Firm. "Allowable indirect costs" of a Professional Firm are defined as those costs generally associated with overhead which cannot be specifically identified with a single project or contract and are considered reasonable and allowable under specific state contract or allowability limits.
- D. The Director of Purchasing may, in consultation with the appropriate Authority program managers, designate those services other than the services of Professional Firms for which cost will be the only criterion for determining best value.

IV. Waiver of Competition

The Authority Board may waive the use of the competitive procedure for Procurement Contracts provided in this Policy based upon one or more of the following findings:

- A. There is a need to respond to an Emergency.

- B. A condition exists that makes it impractical or not in the Authority's best interest to seek competition due to the specialized nature of the goods or services required.
- C. There is a historical relationship, the continuation of which is in the best interests of the Authority.
- D. There is a need for confidentiality.
- E. The proposed project requires specialized knowledge of, or proximity to, the Authority.
- F. There is a requirement for which, in the sole opinion of the Authority, there is a lack of responsible competition to perform the desired services.
- G. There is a specific contractor selection that is necessary or convenient to the operations of the Authority.
- H. The purchase of goods or services will be from small business concerns or certified Minority Owned or Women Owned Business Enterprises, or the purchase is for goods or technology that are recycled or remanufactured, in an amount that does not exceed two hundred thousand dollars (\$200,000).¹

V. General Procurement Requirements

- A. The Authority shall ensure that its Procurement Contracts in an amount equal to or in excess of fifty thousand dollars (\$50,000) comply with the public notification requirements of Article 4-C of the New York State Economic Development Law.
- B. The Authority shall not enter into a Procurement Contract with any current or former officer or employee of the Authority where such contract would be in contravention of law or would create a conflict of interest.
- C. The Authority shall submit all Procurement Contracts in excess of fifty thousand dollars (\$50,000) to the New York State Comptroller's Office for approval.
- D. The Executive Director must approve all contractor selections for Procurement Contracts for services based upon the recommendation of either the Non-Engineering Personal Services Committee or the Engineering Selection Committee.
- E. The Authority may utilize the Procurement Contracts of other Federal, State or local entities to purchase goods or services provided it would be in the Authority's best interests to do so.

¹ Effective January 11, 2020, this amount shall increase from \$200,000 to \$500,000

- F. The Authority shall comply with State Finance Law Sections 139-j and 139-k that place restrictions on attempts to influence during the procurement process, require the recording of attempts to influence made during the restricted period for a procurement, and outline the responsibilities of offerors relative to the procurement process.
- G. The Authority will perform an affirmative review of a contractor's responsibility, in accordance with applicable laws, rules, regulations and guidelines, prior to the award of a Procurement Contract. This review shall be designed to provide reasonable assurance that the proposed contractor is responsible and should consider such issues as: integrity; performance on other governmental contracts; legal ability to supply the product or perform the services; and financial and organizational capability.
- H. The Authority will create a record for each Procurement Contract that documents its compliance with this Policy.

VI. Participation of Minority and/or Women-Owned Business Enterprises (MWBEs)

It is the policy of the Authority to comply with the provisions of Article 15-A of the New York State Executive Law, which requires that every Procurement Contract over \$25,000 will afford equality of economic opportunities for minority group members and women and the facilitation of participation by MWBEs. The Authority shall establish separate goals for participation of MWBEs on all Authority contracts where applicable. Furthermore, if the performance of any Procurement Contracts permits or requires the use of a subcontractor, these contracts shall require the prime contractor to act affirmatively to encourage participation by MWBEs in such subcontract and to report the nature and extent of such efforts to the Authority.

All Procurement Contracts, where required, shall comply with Executive Law Article 15-A and the Public Authorities Law, and rules and regulations promulgated thereunder.

- A. In furtherance of the above, and to promote the use of certified MWBEs in Procurement Contracts, the Authority shall:
 - 1. Designate appropriate staff to oversee the Authority's programs established to promote and assist: (i) participation by certified MWBEs in the Authority's procurement opportunities and facilitation of the award of Procurement Contracts to such enterprises; (ii) the utilization of certified MWBEs as subcontractors and suppliers by entities having Procurement Contracts with the Authority; and (iii) the utilization of partnerships, joint ventures or other similar arrangements between certified MWBEs and other entities having Procurement Contracts with the Authority. Such staff will be familiar with the procurement process utilized by the

Authority, report directly to the Executive Director and either directly or through their designees participate in the procurement process.

2. Establish appropriate goals for participation of MWBEs in Procurement Contracts and for the utilization of MWBEs as subcontractors and suppliers.
3. Provide notice of any procurement to appropriate professional organizations that serve MWBEs so that members of these organizations are apprised of potential opportunities to contract with the Authority.
4. Include language regarding equal employment opportunity and non-discrimination in all Procurement Contracts and/or all documents soliciting bids or proposals for Procurement Contracts, and require the contractor to include this language in all subcontracts.
5. Include a provision in the Authority's Procurement Contracts expressly providing that any contractor who willfully and intentionally fails to comply with the MWBE participation requirements as set forth in the contract shall be liable to the Authority for liquidated or other appropriate damages as may be determined by the Authority.
6. Maintain lists of qualified certified MWBEs that have expressed an interest in doing business with the Authority and ensure such entities receive direct notice of any impending procurements. The Authority shall also consult the lists of certified MWBEs maintained by the Department of Economic Development.
7. List applicable goals for participation of certified MWBEs in Procurement Contracts in all solicitations and for the utilization of MWBEs as subcontractors and suppliers by entities having Procurement Contracts with the Authority.
8. Conduct procurements in a manner that will enable the Authority to achieve the maximum feasible portion of the goals established and eliminate barriers to participation of MWBEs on Procurement Contracts. The Authority shall include, without limitation:
 - a. the expected degree of MWBE participation;
 - b. provisions relating to joint ventures, under which a bidder may count toward meeting its MWBE participation goal;

- c. provisions under which the Authority may waive obligations of the contractor relating to MWBE participation after a showing of good faith efforts to comply with the requirements of this Policy and all applicable laws pursuant to the waiver provisions contained in Executive Law Article 15-A; and
- d. verification that MWBEs listed in a successful bid are actually participating to the extent listed on the project for which the bid was submitted.

B. In implementing the provisions of this Section VI, the Authority shall:

- 1. Consider, where practicable, the severability of construction projects and other bundled projects;
- 2. Implement a program that will enable it to evaluate each Procurement Contract to determine the appropriateness of the established goal;
- 3. Consider compliance with the requirements of any federal law concerning opportunities for MWBEs which effectuates the purpose of this section; and
- 4. Consult the most recent disparity study pursuant to Article 15-A of the Executive Law.

VII. Participation of Service-Disabled Veteran-Owned Business Enterprises (SDVOBEs)

It is the policy of the Authority to comply with the provisions of Article 17-B of the New York State Executive Law, which requires that every Procurement Contract over \$25,000 will afford equality of economic opportunities to certified SDVOBEs thereby further integrating such businesses into New York State's economy. The Authority will make a good faith effort to achieve SDVOBE participation to the extent such firms are available, and will use its best effort so that SDVOBE firms are included in Procurement Contracts. All Procurement Contracts, where required, shall comply with Executive Law Article 17-B. The Executive Director shall appoint one or more senior staff to oversee the Authority's SDVOBE program.

Before the Authority issues bid documents, or during the Authority's bid development phase, the Authority's procurement staff will consult the Directory of SDVOBEs posted on the OGS website to determine whether the solicitation may be considered for a SDVOBE goal.

Authority staff will also review the Directory of SDVOBEs prior to making discretionary purchases and choose SDVOBEs when feasible.

All procurements subject to Executive Law Article 17-B will contain standard language in solicitations and Procurement Contracts regarding participation of SDVOBEs on State contracts.

VIII. Promotion of New York State Business Enterprises and New York State Residents in Procurement Contracts

The Authority shall promote and solicit the participation by New York State Business Enterprises and New York State Residents in Procurement Contracts in compliance with Public Authorities Law Section 2879 and shall develop procedures consistent with such.

IX. Requirements Regarding Foreign Business Enterprises and Discriminatory Jurisdictions

The Authority will follow the requirements and procedures of Public Authorities Law Section 2879(5) with respect to Procurement Contracts with Foreign Business Enterprises. Accordingly, the Authority shall notify the Department of Economic Development of the award of a Procurement Contract for the purchase of goods or services from a Foreign Business Enterprise in an amount greater than or equal to one million dollars simultaneously with notifying the successful bidder. The Authority will not enter into any such Procurement Contract until at least 15 days have elapsed from notice to the Department of Economic Development, except where the Procurement Contract was awarded on an emergency or critical basis or where the Commissioner of Economic Development waives the notice requirement.

In addition, pursuant to Public Authorities Law Section 2879(5), the Authority will impose restrictions on Foreign Business Enterprises located in Discriminatory Jurisdictions with respect to the solicitation and award of Procurement Contracts.

X. Procurement Contract Provisions

To the extent deemed appropriate by the Executive Director and the General Counsel, Procurement Contracts may include, but should not necessarily be limited to, the following provisions:

- A. Scope of Services
- B. Compensation and Allowable Expenses
- C. Payment Methodology
- D. Term or Time for Performance
- E. Personnel, Equipment and Supplies
- F. Standards of Performance
- G. Independent Contractor

- H. Subcontracting
- I. Insurance and Bond Requirements
- J. Liability and Indemnification
- K. Ethics
- L. Confidentiality and Non-Disclosure
- M. Lobbying Law Certification
- N. Public Announcements
- O. Interchange of Data
- P. Environmental Review
- Q. Damages for Delay
- R. Suspension, Abandonment and Termination
- S. Severability Clause
- T. Non-Assignment Clause
- U. Comptroller Approval
- V. Workers' Compensation and Disability Benefits
- W. Non-Discrimination Requirements
- X. Wage and Hours Provisions
- Y. Non-Collusive Bidding Certification
- Z. International Boycott Prohibition
- AA. Set-Off Rights
- AB. Records
- AC. Identifying Information and Privacy Notification
- AD. Equal Employment Opportunities for Minorities and Women
- AE. Conflicting Terms
- AF. Governing Law
- AG. Late Payment
- AH. No Arbitration
- AI. Service of Process
- AJ. Prohibition on Purchase of Tropical Hardwoods
- AK. MacBride Fair Employment Principles
- AL. Omnibus Procurement Act of 1992
- AM. Reciprocity and Sanctions Provisions
- AN. Purchases of Apparel
- AO. Observance of Laws
- AP. No Waiver of Provisions
- AQ. Entire Agreement
- AR. Iranian Energy Sector Divestment
- AS. Promotion of New York State Business Enterprises and New York State Residents in Procurements
- AT. Contractor Requirements and Procedures for Business Participation Opportunities for New York State Certified MWBEs
- AU. Participation Opportunities for New York State Certified SDVOBEs

- AV. Ensuring Pay Equity (Executive Order No. 162)
- AW. Prohibiting Contracts with Entities that Support Discrimination (Executive Order No. 177)
- AX. Ownership of Materials
- AY. Compliance with New York State Information Security Breach and Notification Act
- AZ. Net Neutrality Principles (Executive Order No. 175)

XI. Delegations

The Authority Board must approve all Procurement Contracts unless such approval has been otherwise delegated in this Policy.

- A. The Executive Director or the Executive Director's designee is authorized to:
 - 1. Execute any Procurement Contract, including any amendments thereto, for expenditures in an amount not to exceed three hundred thousand dollars (\$300,000) provided that a Procurement Contract for professional services with a term in excess of one year shall require the Board's review and approval within one year of execution of the Procurement Contract.
 - 2. Approve an increased expenditure by the Authority not to exceed three hundred thousand dollars (\$300,000) for any Procurement Contract previously approved by the Authority Board.
 - 3. Approve or extend Procurement Contracts for a period in excess of one year provided such contract or extension does not exceed three hundred thousand dollars (\$300,000); provided that Procurement Contracts for professional services may not be extended for a period in excess of one year without approval of the Board.
 - 4. Waive the use of a competitive procedure for any Procurement Contract needed to respond to an Emergency in accordance with the procedure set forth in the Authority Procedure for Declared Emergency Work and/or the Board resolution authorizing the Authority's Contracts Program.
 - 5. Waive the use of a competitive procedure for any Procurement Contract in an amount not to exceed three hundred thousand dollars (\$300,000) when the Executive Director or the Executive Director's designee finds one or more of the conditions set forth in Article IV. B. - H. of this Policy to be present.
 - 6. Interpret, implement and administer this Policy, including the development of operational and/or administrative policies, guidance and procedures necessary to

carry out its intent. These operational and/or administrative policies should, at a minimum, identify the roles and responsibilities of Authority personnel implementing and administering this Policy and the manner in which those responsibilities are to be fulfilled.

7. Appoint a Procurement Integrity Officer whose responsibilities shall include the establishment of processes to prevent or detect improper lobbying influence, to provide guidance to program managers regarding vendor responsibility determinations, to administer the Contract Review and Vendor Responsibility Committee, and to ensure the Authority is in compliance with applicable executive orders, laws, rules and regulations regarding procurement integrity and vendor responsibility.
- B. The Director of Purchasing or the Director of Purchasing's designee is authorized to execute Procurement Contracts for goods provided the process used to procure such goods is in accordance with Authority procedures, and the contractor was selected based on a solicitation for bids. The Director of Purchasing may, without a formal competitive process, execute any Procurement Contract for the purchase of goods from a small business concern or certified MWBE, or for goods or technology that are recycled or remanufactured, in an amount not to exceed two hundred thousand dollars (\$200,000).²
- C. Procurement Contracts involving the Authority's Contracts Program shall be awarded, amended/supplemented and managed by the Chief Engineer, Executive Director and Chief Financial Officer pursuant to the Board resolutions authorizing the Authority's Contracts Program.

XII. Review and Reporting Requirements

- A. In accordance with Public Authorities Law Section 2879, the Authority Board shall annually review and approve this Policy.
- B. Information related to Procurement Contracts involving the Contract Program shall be included in the submittal to the Board seeking authorization for the Contracts Program for the Board's review and approval.
- C. The Executive Director shall report to the Board quarterly on all Procurement Contracts or amendments thereto that he or she has executed pursuant to Article XI. A. of this Policy.

² Effective January 11, 2020, this amount shall increase from \$200,000 to \$500,000

- D. Following each fiscal year, the Authority Board shall approve an annual report on Procurement Contracts as required by subdivision 7 of section 2879 of the Public Authorities Law. Such annual report will include: (i) this Policy and any amendments hereto; (ii) an explanation of this Policy and any amendments hereof; (iii) a list of the year's Procurement Contracts and their status and selection process; (iv) a list of the aforesaid contracts entered into with New York State Business Enterprises (as defined in Public Authorities Law, Section 2879(3)(i)), and the subject matter and value thereof; (v) a list of the aforesaid contracts entered into with Foreign Business Enterprises and the subject matter and value thereof; (vi) a list of contracts entered into with certified MWBEs and value thereof; (vii) all referrals made and all penalties imposed pursuant to Executive Law Section 316; and (viii) a list of Procurement Contracts exempted from reporting in the Contract Reporter and the basis for each exemption. The annual report on Procurement Contracts, after being approved by the Board, shall be submitted to the Division of the Budget with copies to the Department of Audit and Control, the Department of Economic Development, the Senate Finance Committee and the Assembly Ways and Means Committee.

XIII. Miscellaneous Provisions

- A. The Authority's failure to comply with the provisions of this Policy shall not alter, modify the terms of, affect the validity of, or impair any of the Authority's rights or privileges under any Procurement Contract to which the Authority is a party.
- B. The Authority may allow other Federal, State or local entities to purchase goods or services through an Authority Procurement Contract provided it would be in the Authority's best interests to do so and such procurement is acceptable to the contractor.

ATTACHMENT 1

A. Types of Goods Purchased

The following is an illustrative (but not exclusive) list of the types of goods the Authority has purchased in the past and may purchase in the future:

- Office equipment, furniture and supplies such as fax machines, copiers, audio/video equipment, copier toner and paper;
- Computer equipment and supplies such as mainframe components and related equipment, personal computers, software, and peripheral equipment, accessories and supplies;
- Heavy construction equipment such as bulldozers, wheel loaders, crawler loaders, excavators and pavers;
- Marine fleet vessels and related equipment such as barges, tugs and marine generators;
- Motorized automotive truck fleet and related equipment such as diesel and gas trucks of all sizes, plow trucks, plow attachments, material spreaders, aerial lift trucks and tow trucks;
- Prefabricated buildings, building equipment such as furnaces, boilers, and air conditioners, and building maintenance equipment and supplies;
- Uniforms for employees;
- Road maintenance materials such as salt, ice control abrasives and de-icing solutions;
- Highway construction materials such as asphaltic materials, sand, stone, gravel and ready-mix concrete;
- Property maintenance equipment and supplies such as mowers, tractors and associated equipment;
- Telecommunication systems utilizing conventional and fiber optic technologies including cell phones, pagers, telephone switching equipment, radios, radio towers, equipment and accessories;

- Intelligent transportation systems equipment supporting E-ZPass® and automatic vehicle identification (AVI);
- Sign fabrication materials, equipment and supplies including aluminum sheets and sign blanks, reflective sheeting and sign making machines;
- Building security systems, fire alarms and suppression systems, and card access and badging systems.

B. Types of Services Purchased

The Authority purchases services for a variety of reasons including, but not limited to, the need to: augment in-house staff; provide expertise in specialized areas; provide independent review; serve as a liaison with certain entities; and handle specialized matters expeditiously. The following is an illustrative (but not exclusive) list of the types of services the Authority has purchased in the past or may purchase in the future:

- Legal
Provide legal services to the Authority in the areas of bond and note financing, environmental review compliance, litigation, real property matters, labor issues, intellectual property, technology and computer law, insurance law and government relations.
- Construction
Construction, reconstruction, repair, rehabilitation, and improvement of highway, bridges and other facilities under the jurisdiction of the Authority.
- Expert Witness
Provide the Authority with expert analysis of issues raised in litigation and serve as expert witness at trial as needed. Such issues may include, but shall not be limited to: medical assessment of personal injuries, economic analysis of potential lost earnings and accident reconstruction.
- Audit and Accounting
Provide audit services pertaining to the year-end preparation of financial statements for the Authority in conformance with generally accepted accounting principles. Perform special audits and provide financial advisory services as requested.
- Building Maintenance and Security
Provide building maintenance services such as janitorial, HVAC, rubbish removal, electrical preventive maintenance, elevator inspection and maintenance, and security, including guards.

- Investment Banking
Competitive sales: Purchase and distribute Authority debt issuances. Negotiated sales: Provide assistance in the preparation, sale, marketing and distribution of Authority debt issuances.
- Environmental
Provide environmental services such as hazardous waste removal and disposal, asbestos removal, air quality testing and weather forecasting.
- Financial/Transportation/Counting
Provide courier and money counting services from toll facilities to banking facilities and Dun and Bradstreet financial reporting.
- Trustee Banking Services
Provide banking services to monitor the timely receipt of debt service payments, compliance and reserve requirements, retirement of debt, collateral evaluations and other services as required by the various debt resolutions.
- Communications
Provide radio and intercom installation, highway advisory radio installation and radio tower installation.
- Engineering
Provide engineering services for Authority owned or operated facilities, including but not limited to, design and construction inspection engineering services.
- Architectural
Provide architectural services for Authority owned or operated facilities.
- Surveying
Provide surveys of Authority owned properties to establish boundaries, utility locations, etc.
- Real Property Advisory Services
Assist the Authority with evaluations of Authority property including the value and potential uses thereof.
- Computer Programming Services
Assist the Authority with the design, implementation and operation of computer programs that will enable the Authority to function more efficiently.

- Health
Provide health care services such as medical testing, nursing and prescription eyeglass services.
- Equipment Maintenance
Provide routine service and repair of office, data processing, bridge, building, highway maintenance and motorized equipment.
- Risk Management Consulting
Provide risk management services to assist the Authority with its insurance program.
- Training
Provide supervisory and special skills to Authority employees.
- Printing
Provide financial printing services based upon specifications and detail developed by the Authority. Provide various technical printing services relative to the reproduction of forms and other printed matter. Provide technical, graphic, layout and printing services in connection with production of the Authority's annual report and any other reports, brochures, maps or printed matter that may be necessary or desirable.