



**Thruway
Authority**

**FINANCE COMMITTEE MEETING NO. 81
TUESDAY, MARCH 25, 2025
ALBANY, NEW YORK**



**Thruway
Authority**

FINANCE COMMITTEE AGENDA

Meeting No. 81
March 25, 2025
Albany, New York

1. Approval of Minutes of Finance Committee Meeting No. 80
2. Review and Approval of the November & December 2024 Financial Reports
3. Review and Approval of the 4th quarter 2024 Investment Report
4. Review and Approval of the Annual Investment Report
5. Review and Approval of the 2024 Annual Procurement Report
6. Other Business
7. Adjournment

TO: The Finance Committee

DATE: March 25, 2025

FROM: Julie Miskinis
Board Secretary

SUBJECT: Approval of Minutes for Finance Committee Meeting No. 80

Copies of the Minutes of Finance Committee Meeting No. 80 were made available to the Committee Members as part of the agenda.

RECOMMENDATION

It is recommended that the Minutes of Finance Committee Meeting No. 80, held on January 15, 2025, be approved by the Committee.



Thruway Authority

**MINUTES
FINANCE COMMITTEE MEETING NO. 80
January 15, 2025**

Meeting minutes of the New York State Thruway Authority Finance Committee was held in the Boardroom at 200 Southern Boulevard, Albany, New York, and via video conference at SUNY College of Environmental Science and Forestry, 229 Bray Hall, 1 Forestry Drive, Syracuse, NY 13210.

The following Committee Members were present, constituting a quorum:

Robert Megna, Chair
Jose Holguin-Veras, Ph.D., Committee Member
Joanne M. Mahoney, (ex-officio)

In addition, the following Board Members were present:

Paul Tokasz, Board Member
Joan McDonald, Board Member

Staff Present:

Frank Hoare, Executive Director
Nicole Leblond, Chief of Staff
Tom McIntyre, Deputy Executive Director of Operations & Special Projects
Sandra Rivera, General Counsel
Brent Howard, Chief Engineer
Kevin Wisely, Chief Maintenance & Operations Officer
Erika Beardsley, Chief Strategic Initiatives Officer
Keith Fragomeni, Director of Investments & Asset Management
Julie Miskinis, Board Secretary
Michelle McHale, Assistant Board Secretary
Captain Jeffrey Bridges, New York State Police
Sean Lasher, Information Technology Specialist
William Hewitt, Information Technology Specialist
Ari Rosenblum, Information Technology Specialist
Jonathan Dougherty, Deputy Director of Media Relations
Kira Gruber, Excelsior Service Fellow
Cassandra Klewicki, Empire Service Fellow

Mr. Megna, Committee Chair, called the meeting of the Finance Committee to order at 1:04 pm.

Ms. Miskinis recorded the minutes contained herein (public notice of the meeting was given).

Item 1 by Committee Chair Megna (01:16)

Approval of Minutes of the Finance Committee Meeting No. 79

Upon motion duly made and seconded, the Finance Committee approved the minutes of the previous meeting held on November 19, 2024. Copies of the meeting minutes were provided to the Committee Members and are maintained in Authority records.

Item 2 by Keith Fragomeni (01:44)

Review and Approval of the Financial Report for October 2024

The Director of Investments & Asset Management, Keith Fragomeni, provided Committee Members with an update on the Authority's financial performance for October of 2024. The details of the presentation by Mr. Fragomeni and Committee Members' comments and questions are included in the audio recording of the meeting and maintained in the Authority's records.

Upon motion duly made and seconded, the Finance Committee approved the Financial Reports for October 2024 and authorized their submission to the Authority Board for consideration.

Adjournment (06:31)

There being no other business to come before the Finance Committee, upon motion duly made and seconded, the meeting was adjourned at 1:09 p.m.

Note: Webcasts, which include dialogue of Thruway Authority's Finance Committee Meeting, are available on the Thruway Authority website 48 hours after such meetings occur and remain on the website for a period of four months. The meeting minutes have been time-stamped to indicate when each item is discussed on the webcast.

TO: The Finance Committee

DATE: March 25, 2025

FROM: David Malone
Chief Financial Officer

SUBJECT: Financial Report – November and December 2024

The Chief Financial Officer is formally submitting a copy of the Financial Report for the months of November and December 2024.

SUBMISSION:

This report is submitted for inclusion as part of the official records for this meeting. Authority staff may use these Financial Reports and/or other unaudited Financial Reports, or portions thereof, for meeting disclosure requirements.



**Thruway
Authority**

Monthly Financial Report

November 2024



TABLE OF CONTENTS

	<u>PAGE</u>
FINANCIAL REPORT	
STATEMENT OF REVENUES, EXPENSES AND CHANGES IN NET POSITION	1
STATEMENT OF NET POSITION	5
FUNDS AVAILABLE FOR TRANSFER	7
DEBT SERVICE	9
COMPARATIVE SUMMARY STATEMENT OF DEPARTMENT OPERATING EXPENSES AND BUDGET	10
CAPITAL PROGRAM SUMMARY	11
GOVERNOR MARIO M. CUOMO BRIDGE	12
GROSS SALES OF RESTAURANTS	13
GALLONS OF MOTOR FUEL DELIVERED TO GAS STATIONS	14
LEASE REVENUES	15
NOTES TO FINANCIAL REPORT	16
TRAFFIC INFORMATION	19
OTHER INFORMATION	25

February 7, 2025

STATEMENT OF REVENUES, EXPENSES AND CHANGES IN NET POSITION - MONTH				MONTH
NEW YORK STATE THRUWAY AUTHORITY				November
				YEAR
				2024
REVENUES	PRESENT MONTH		AMOUNT OF CHANGE	% OF CHANGE
	CURRENT YEAR	PREVIOUS YEAR		
TOLL REVENUE				
 PASSENGER				
Woodbury to Buffalo, Stations 15-50	\$ 20,525,203	\$ 15,997,051	\$ 4,528,152	28.31
Erie Section, Stations 55-61	2,176,635	1,624,228	552,407	34.01
Grand Island Bridges	1,376,773	1,101,211	275,562	25.02
Gov. Mario M. Cuomo Bridge	14,281,781	12,436,687	1,845,094	14.84
Yonkers Barrier	1,789,052	1,526,283	262,769	17.22
New Rochelle Barrier	2,929,441	2,456,010	473,431	19.28
Spring Valley Barrier	35,636	23,377	12,259	52.44
Harriman Barrier	1,878,285	1,534,723	343,562	22.39
	44,992,806	36,699,570	8,293,236	22.60
Permits, Stations 15-61	359,989	350,524	9,465	2.70
	45,352,795	37,050,094	8,302,701	22.41
 COMMERCIAL				
Woodbury to Buffalo, Stations 15-50	21,013,448	17,500,798	3,512,650	20.07
Erie Section, Stations 55-61	3,878,075	3,231,506	646,569	20.01
Grand Island Bridges	454,473	402,766	51,707	12.84
Gov. Mario M. Cuomo Bridge	7,773,807	7,567,026	206,781	2.73
Yonkers Barrier	728,580	644,699	83,881	13.01
New Rochelle Barrier	1,229,430	1,086,984	142,446	13.10
Spring Valley Barrier	1,602,447	1,278,445	324,002	25.34
Harriman Barrier	505,860	436,413	69,447	15.91
	37,186,120	32,148,637	5,037,483	15.67
Less Volume Discount	2,054,030	2,026,296	27,734	1.37
	35,132,090	30,122,341	5,009,749	16.63
 SUMMARY				
Woodbury to Buffalo, Stations 15-50	41,538,651	33,497,849	8,040,802	24.00
Erie Section, Stations 55-61	6,054,710	4,855,734	1,198,976	24.69
Grand Island Bridges	1,831,246	1,503,977	327,269	21.76
Gov. Mario M. Cuomo Bridge	22,055,588	20,003,713	2,051,875	10.26
Yonkers Barrier	2,517,632	2,170,982	346,650	15.97
New Rochelle Barrier	4,158,871	3,542,994	615,877	17.38
Spring Valley Barrier	1,638,083	1,301,822	336,261	25.83
Harriman Barrier	2,384,145	1,971,136	413,009	20.95
Permits, Stations 15-61	359,989	350,524	9,465	2.70
	82,538,915	69,198,731	13,340,184	19.28
Less Volume Discount	2,054,030	2,026,296	27,734	1.37
	80,484,885	67,172,435	13,312,450	19.82
Less Adjustment to Tolls by Mail Allowance (1)	52,209,968	-	52,209,968	-
NET TOLLS	28,274,917	67,172,435	(38,897,518)	(57.91)
E-ZPass Fees	1,173,981	1,112,051	61,930	5.57
Tolls by Mail Fees	4,896,367	4,834,795	61,572	1.27
TOTAL TOLLS AND RELATED FEES	34,345,265	73,119,281	(38,774,016)	(53.03)
LEASE REVENUES (2)				
Fiber Optic User Fees	601,293	687,201	(85,908)	(12.50)
Service Areas	965,406	712,389	253,017	35.52
TOTAL LEASE REVENUES	1,566,699	1,399,590	167,109	11.94
OTHER REVENUES				
Special Hauling	174,327	198,059	(23,732)	(11.98)
Short Term Rental Income	169,108	58,835	110,273	187.43
Sundry	510,209	283,542	226,667	79.94
TOTAL OTHER REVENUES	853,644	540,436	313,208	57.95
TOTAL OPERATING REVENUES (1)	\$ 36,765,608	\$ 75,059,307	\$ (38,293,699)	(51.02)

(1) Note A.

(2) Please see Page 15 for additional details.

STATEMENT OF REVENUES, EXPENSES AND CHANGES IN NET POSITION - YEAR-TO-DATE NEW YORK STATE THRUWAY AUTHORITY				MONTH	
				November	
				YEAR	
				2024	
REVENUES	YEAR-TO-DATE		AMOUNT OF CHANGE	% OF CHANGE	
	CURRENT YEAR	PREVIOUS YEAR			
TOLL REVENUE					
<u>PASSENGER</u>					
Woodbury to Buffalo, Stations 15-50	\$ 249,546,592	\$ 196,044,512	\$ 53,502,080	27.29	
Erie Section, Stations 55-61	28,539,262	22,060,852	6,478,410	29.37	
Grand Island Bridges	17,110,867	13,583,725	3,527,142	25.97	
Gov. Mario M. Cuomo Bridge	165,940,024	124,014,821	41,925,203	33.81	
Yonkers Barrier	19,854,348	16,691,943	3,162,405	18.95	
New Rochelle Barrier	33,460,795	27,696,268	5,764,527	20.81	
Spring Valley Barrier	449,442	292,626	156,816	53.59	
Harriman Barrier	21,062,051	17,395,359	3,666,692	21.08	
	<u>535,963,381</u>	<u>417,780,106</u>	<u>118,183,275</u>	<u>28.29</u>	
Permits, Stations 15-61	<u>3,340,065</u>	<u>3,365,574</u>	<u>(25,509)</u>	<u>(0.76)</u>	
	539,303,446	421,145,680	118,157,766	28.06	
<u>COMMERCIAL</u>					
Woodbury to Buffalo, Stations 15-50	247,873,901	199,869,608	48,004,293	24.02	
Erie Section, Stations 55-61	46,299,325	36,740,125	9,559,200	26.02	
Grand Island Bridges	5,432,258	4,549,424	882,834	19.41	
Gov. Mario M. Cuomo Bridge	95,305,569	84,492,356	10,813,213	12.80	
Yonkers Barrier	8,377,909	7,027,213	1,350,696	19.22	
New Rochelle Barrier	14,182,854	12,393,850	1,789,004	14.43	
Spring Valley Barrier	18,822,360	14,903,325	3,919,035	26.30	
Harriman Barrier	5,984,332	4,961,482	1,022,850	20.62	
	<u>442,278,508</u>	<u>364,937,383</u>	<u>77,341,125</u>	<u>21.19</u>	
Less Volume Discount	<u>32,410,082</u>	<u>29,172,510</u>	<u>3,237,572</u>	<u>11.10</u>	
	409,868,426	335,764,873	74,103,553	22.07	
<u>SUMMARY</u>					
Woodbury to Buffalo, Stations 15-50	497,420,493	395,914,120	101,506,373	25.64	
Erie Section, Stations 55-61	74,838,587	58,800,977	16,037,610	27.27	
Grand Island Bridges	22,543,125	18,133,149	4,409,976	24.32	
Gov. Mario M. Cuomo Bridge	261,245,593	208,507,177	52,738,416	25.29	
Yonkers Barrier	28,232,257	23,719,156	4,513,101	19.03	
New Rochelle Barrier	47,643,649	40,090,118	7,553,531	18.84	
Spring Valley Barrier	19,271,802	15,195,951	4,075,851	26.82	
Harriman Barrier	27,046,383	22,356,841	4,689,542	20.98	
Permits, Stations 15-61	<u>3,340,065</u>	<u>3,365,574</u>	<u>(25,509)</u>	<u>(0.76)</u>	
	981,581,954	786,083,063	195,498,891	24.87	
Less Volume Discount	<u>32,410,082</u>	<u>29,172,510</u>	<u>3,237,572</u>	<u>11.10</u>	
	949,171,872	756,910,553	192,261,319	25.40	
Less Adjustment to Tolls by Mail Allowance (1)	<u>52,209,968</u>	<u>-</u>	<u>52,209,968</u>	<u>-</u>	
NET TOLLS	896,961,904	756,910,553	140,051,351	18.50	
E-ZPass Fees	12,719,891	12,613,713	106,178	0.84	
Tolls by Mail Fees	<u>48,452,745</u>	<u>43,931,011</u>	<u>4,521,734</u>	<u>10.29</u>	
TOTAL TOLLS AND RELATED FEES	958,134,540	813,455,277	144,679,263	17.79	
<u>LEASE REVENUES (2)</u>					
Fiber Optic User Fees	7,444,602	7,494,687	(50,085)	(0.67)	
Service Areas	<u>9,323,316</u>	<u>6,338,025</u>	<u>2,985,291</u>	<u>47.10</u>	
TOTAL LEASE REVENUES	16,767,918	13,832,712	2,935,206	21.22	
<u>OTHER REVENUES</u>					
Special Hauling	2,169,950	2,373,472	(203,522)	(8.57)	
Short Term Rental Income	1,885,870	1,613,291	272,579	16.90	
Sundry	<u>3,706,081</u>	<u>2,220,151</u>	<u>1,485,930</u>	<u>66.93</u>	
TOTAL OTHER REVENUES	7,761,901	6,206,914	1,554,987	25.05	
TOTAL OPERATING REVENUES (1)	<u>\$ 982,664,359</u>	<u>\$ 833,494,903</u>	<u>\$ 149,169,456</u>	<u>17.90</u>	

(1) Note A.

(2) Please see Page 15 for additional details.

STATEMENT OF REVENUES, EXPENSES AND CHANGES IN NET POSITION - MONTH			MONTH	
			November	
NEW YORK STATE THRUWAY AUTHORITY			YEAR	
			2024	
EXPENSES	PRESENT MONTH		AMOUNT OF CHANGE	% OF CHANGE
	CURRENT YEAR	PREVIOUS YEAR		
Total Operating Revenues	\$ 36,765,608	\$ 75,059,307	\$ (38,293,699)	(51.02)
Thruway Operating Expenses				
Administrative and General	1,092,763	1,098,274	(5,511)	(0.50)
Information Technology	1,873,754	1,224,602	649,152	53.01
Engineering Services	439,188	455,963	(16,775)	(3.68)
Maintenance & Operations				
Thruway Maintenance	9,016,726	9,054,098	(37,372)	(0.41)
Equipment Maintenance	2,872,281	3,348,428	(476,147)	(14.22)
Traffic and Services	1,130,130	791,942	338,188	42.70
Finance and Accounts	614,713	421,773	192,940	45.74
Revenue Management	6,291,526	7,369,777	(1,078,251)	(14.63)
General Charges Undistributed	9,339,769	8,614,192	725,577	8.42
Thruway Operating Expenses	32,670,850	32,379,049	291,801	0.90
State Police	8,599,063	5,231,476	3,367,587	64.37
Thruway and State Police Operating Expenses	41,269,913	37,610,525	3,659,388	9.73
Operating Income before Depreciation				
Depreciation	(4,504,305)	37,448,782	(41,953,087)	(112.03)
Depreciation & Amortization	32,596,546	31,308,618	1,287,928	4.11
Operating Gain (Loss)	(37,100,851)	6,140,164	(43,241,015)	-
Non-Operating Revenue (Expenses)				
Federal and other reimbursements	-	20,555	(20,555)	(100.00)
Interest on Investments & Leases (1)	6,309,255	5,702,458	606,797	10.64
Interest & Fee Expenses	(15,598,894)	(16,983,061)	1,384,167	(8.15)
Debt Issuance Costs	(2,388)	(63,310)	60,922	(96.23)
Disposal of Assets and Other	(647)	264,244	(264,891)	(100.24)
Net Non-Operating Revenue (Expenses)	(9,292,674)	(11,059,114)	1,766,440	(15.97)
Gain (Loss) before other Revenue, Expenses and Transfers	(46,393,525)	(4,918,950)	(41,474,575)	-
Capital Contributions	-	81,742	(81,742)	(100.00)
Change in Net Position	(46,393,525)	(4,837,208)	(41,556,317)	-
Net Position, Beginning Balance	553,461,943	445,863,360	107,598,583	24.13
Net Position, Ending Balance	\$ 507,068,418	\$ 441,026,152	\$ 66,042,266	14.97

(1) Please see Page 15 for additional details.

STATEMENT OF REVENUES, EXPENSES AND CHANGES IN NET POSITION - YEAR-TO-DATE
NEW YORK STATE THRUWAY AUTHORITY

MONTH
November
YEAR
2024

EXPENSES	YEAR-TO-DATE		AMOUNT OF CHANGE	% OF CHANGE
	CURRENT YEAR	PREVIOUS YEAR		
Total Operating Revenues	\$ 982,664,359	\$ 833,494,903	\$ 149,169,456	17.90
Thruway Operating Expenses				
Administrative and General	11,820,479	10,935,340	885,139	8.09
Information Technology	15,567,250	12,100,666	3,466,584	28.65
Engineering Services	5,779,921	5,964,722	(184,801)	(3.10)
Maintenance & Operations				
Thruway Maintenance	101,540,363	88,662,721	12,877,642	14.52
Equipment Maintenance	34,578,783	33,559,345	1,019,438	3.04
Traffic and Services	10,895,217	10,232,173	663,044	6.48
Finance and Accounts	5,136,472	4,838,220	298,252	6.16
Revenue Management	79,295,445	74,737,569	4,557,876	6.10
General Charges Undistributed	102,817,345	96,562,925	6,254,420	6.48
Thruway Operating Expenses (1)	367,431,275	337,593,681	29,837,594	8.84
State Police	58,439,062	56,212,242	2,226,820	3.96
Thruway and State Police Operating Expenses	425,870,337	393,805,923	32,064,414	8.14
Operating Income before Depreciation	556,794,022	439,688,980	117,105,042	26.63
Depreciation & Amortization	343,133,539	327,421,581	15,711,958	4.80
Operating Gain (Loss)	213,660,483	112,267,399	101,393,084	90.31
Non-Operating Revenue (Expenses)				
Federal and other reimbursements	918,143	(14,984)	933,127	-
Interest on Investments & Leases (2)	71,092,743	57,863,673	13,229,070	22.86
Interest & Fee Expenses	(188,177,171)	(187,563,353)	(613,818)	0.33
Debt Issuance Costs	(7,798,970)	(63,310)	(7,735,660)	-
Disposal of Assets and Other	1,682,488	2,421,345	(738,857)	(30.51)
Net Non-Operating Revenue (Expenses)	(122,282,767)	(127,356,629)	5,073,862	(3.98)
Gain (Loss) before other Revenue, Expenses and Transfers	91,377,716	(15,089,230)	106,466,946	-
Capital Contributions	286,586	385,344	(98,758)	(25.63)
Change in Net Position	91,664,302	(14,703,886)	106,368,188	-
Net Position, Beginning Balance	415,404,116	455,730,038	(40,325,922)	(8.85)
Net Position, Ending Balance	\$ 507,068,418	\$ 441,026,152	\$ 66,042,266	14.97

(1) Note B.

(2) Please see Page 15 for additional details.

STATEMENT OF NET POSITION
New York State Thruway Authority

AS OF
November 30
YEAR
2024

	REVENUE FUND	OPERATING FUND	OAP OPERATING FUNDS	SENIOR DEBT SERVICE FUNDS
ASSETS				
Current and Non-Current Assets:				
Cash & cash equivalents	\$ 444,371,576	\$ 68,591,342	\$ 302,105	\$ 155,510,694
Investments	-	19,206,996	-	220,636,933
Interest receivable on investments	-	-	-	-
Accounts receivable, net	158,810,091	27,882,648	-	-
Due from other funds	-	22,303,108	-	-
Material and other inventory	-	27,052,245	-	-
Prepaid insurance and expenses	-	12,855,674	-	117,120
Total current and non-current assets	603,181,667	177,892,013	302,105	376,264,747
Capital Assets:				
Land & land improvements	-	-	-	-
Construction in progress	-	-	-	-
Thruway system	-	-	-	-
Equipment	-	-	-	-
Less: accumulated depreciation	-	-	-	-
Net capital assets	-	-	-	-
Total Assets	603,181,667	177,892,013	302,105	376,264,747
DEFERRED OUTFLOWS				
Loss on bond refundings	-	-	-	-
Asset Retirement Obligations	-	-	-	-
OPEB Resources	-	102,284,694	-	-
Pension Resources	-	72,793,565	-	-
Total Deferred Outflows	-	175,078,259	-	-
LIABILITIES				
Current Liabilities:				
Accounts payable and accrued expenses	196,527,910	54,851,736	-	-
Accrued wages and benefits	-	4,475,450	-	-
Due to other funds	57,112,270	-	-	-
Unearned revenue	156,895,335	-	-	-
Accrued interest payable	-	-	-	55,194,670
Current amount due on bonds, notes, and loans	-	-	-	-
Total Current Liabilities	410,535,515	59,327,186	-	55,194,670
Long-Term Liabilities:				
Accounts payable and accrued expenses	-	1,090,799,581	-	-
Accrued wages and benefits	-	116,850,411	-	-
General revenue bonds, net of unamortized premiums	-	-	-	-
General revenue JIO, net of unamortized premiums (1)	-	-	-	-
Total Long-Term Liabilities	-	1,207,649,992	-	-
Total Liabilities	410,535,515	1,266,977,178	-	55,194,670
DEFERRED INFLOWS				
Gain on bond refundings	-	-	-	-
Leases	126,834,643	-	-	-
OPEB Resources	-	341,757,920	-	-
Pension Resources	-	7,751,089	-	-
Total Deferred Inflows	126,834,643	349,509,009	-	-
NET POSITION				
Total Net Position	\$ 65,811,509	\$ (1,263,515,915)	\$ 302,105	\$ 321,070,077

(1) JIO - Junior Indebtedness Obligation.

STATEMENT OF NET POSITION
New York State Thruway Authority

AS OF
November 30
YEAR
2024

CONSTRUCTION FUND	RESERVE MAINTENANCE FUND	JUNIOR INDEBTEDNESS FUND	FACILITIES CAPITAL IMPROVEMENT FUND	GENERAL RESERVE FUND	TOTAL 2024	TOTAL 2023
\$ 251,063,820	\$ 195,503,998	\$ 20,143,531	\$ 14,633,661	\$ 43,250,664	\$ 1,193,371,391	\$ 905,473,536
43,710,616	-	91,770,779	-	-	375,325,324	415,919,767
545,392	-	-	-	-	545,392	-
-	876,469	-	-	-	187,569,208	282,995,412
-	28,495,946	-	12,781,881	-	63,580,935	26,752,067
-	-	-	-	-	27,052,245	26,951,374
120,333	490,991	1,445,964	1,022,512	63,782	16,116,376	50,637,346
295,440,161	225,367,404	113,360,274	28,438,054	43,314,446	1,863,560,871	1,708,729,502
822,585,144	-	-	-	-	822,585,144	819,387,685
148,674,038	291,408,240	-	11,988,854	179,131	452,250,263	412,032,798
12,026,358,382	859,894,024	-	-	-	12,886,252,406	12,498,404,737
-	309,439,848	-	-	159,660	309,599,508	297,378,866
(6,336,445,428)	(475,595,175)	-	-	(48,155)	(6,812,088,758)	(6,467,054,208)
6,661,172,136	985,146,937	-	11,988,854	290,636	7,658,598,563	7,560,149,878
6,956,612,297	1,210,514,341	113,360,274	40,426,908	43,605,082	9,522,159,434	9,268,879,380
-	-	-	-	-	-	5,069,067
-	1,633,334	-	-	-	1,633,334	2,033,334
-	-	-	-	-	102,284,694	195,263,096
-	-	-	-	-	72,793,565	84,289,960
-	1,633,334	-	-	-	176,711,593	286,655,457
31,444,725	2,939,971	-	-	9,195,983	294,960,325	360,557,636
-	-	-	-	4,833	4,480,283	4,202,087
4,597,895	-	-	-	1,870,770	63,580,935	26,752,067
-	-	-	-	-	156,895,335	125,738,911
-	-	44,631,213	-	-	99,825,883	104,431,490
142,720,656	-	14,938,478	-	-	157,659,134	173,702,422
178,763,276	2,939,971	59,569,691	-	11,071,586	777,401,895	795,384,613
-	9,258,569	-	-	-	1,100,058,150	1,517,013,442
-	-	-	-	-	116,850,411	25,583,500
3,620,095,418	-	-	-	-	3,620,095,418	3,543,804,423
-	-	2,756,187,181	-	-	2,756,187,181	2,771,204,230
3,620,095,418	9,258,569	2,756,187,181	-	-	7,593,191,160	7,857,605,595
3,798,858,694	12,198,540	2,815,756,872	-	11,071,586	8,370,593,055	8,652,990,208
96,288,660	-	-	-	-	96,288,660	14,998,353
-	248,577,242	-	-	-	375,411,885	287,421,123
-	-	-	-	-	341,757,920	29,483,991
-	-	-	-	-	7,751,089	129,615,010
96,288,660	248,577,242	-	-	-	821,209,554	461,518,477
\$ 3,061,464,943	\$ 951,371,893	\$ (2,702,396,598)	\$ 40,426,908	\$ 32,533,496	\$ 507,068,418	\$ 441,026,152

FUNDS AVAILABLE FOR TRANSFER - MONTH NEW YORK STATE THRUWAY AUTHORITY		MONTH	
		November	
		YEAR	
		2024	
		PRESENT MONTH	
		CURRENT YEAR	PREVIOUS YEAR
TOLL REVENUE, CONCESSION REVENUE			
AND OTHER REVENUES	\$	39,402,332	\$ 78,160,152
Adjustment to Cash Basis		54,133,077	(1,654,239)
Revenue Retained from 2022		-	-
Revenue Retained from 2023		-	-
Revenue Redistributed - AET Transition Reserve		-	-
AVAILABLE REVENUE		<u>93,535,409</u>	<u>76,505,913</u>
Transfer to:			
Thruway Operating Fund (1)		32,670,298	32,288,503
Public Liability Claims Reserve		-	-
Environmental Remediation Reserve		-	-
Debt Service - Senior General Revenue Bonds		5,977,288	13,965,004
Reserve Maintenance Fund		21,342,599	13,378,841
Debt Service - General Revenue Junior Indebtedness Obligations		7,545,224	6,873,565
Facilities Capital Improvement Fund		5,000,000	-
General Reserve Fund		16,000,000	5,000,000
Revenue Retained - 2023		-	-
Revenue Retained - 2024		-	5,000,000
Revenue Retained - 2025		5,000,000	-
Debt Service Reserve - General Revenue Bonds		-	-
NET CASH REVENUES REMAINING		<u>-</u>	<u>-</u>
AFTER TRANSFERS TO OTHER FUNDS	\$	<u><u>-</u></u>	\$ <u><u>-</u></u>

(1) The following amounts are excluded from the transfer of Thruway Revenues to the Thruway Operating Fund: 1) Claims and indemnity expense of \$199, which is funded via transfers to the Public Liability Claims Reserve; and 2) Environmental Remediation expense of \$353, which is funded via transfers to the Environmental Remediation Reserve.

<u>FUNDS AVAILABLE FOR TRANSFER - YEAR-TO-DATE</u> NEW YORK STATE THRUWAY AUTHORITY		MONTH
		November
		YEAR
		2024
		YEAR-TO-DATE
		CURRENT YEAR
		PREVIOUS YEAR
TOLL REVENUE, CONCESSION REVENUE		
AND OTHER REVENUES	\$ 1,017,067,296	\$ 869,466,862
Adjustment to Cash Basis	31,232,027	(11,958,611)
Revenue Retained from 2022	-	5,000,000
Revenue Retained from 2023	-	13,118,281
Revenue Redistributed - AET Transition Reserve	-	1,685,773
AVAILABLE REVENUE	1,048,299,323	877,312,305
Transfer to:		
Thruway Operating Fund (1)	365,115,680	335,213,994
Public Liability Claims Reserve	500,000	500,000
Environmental Remediation Reserve	500,000	500,000
Debt Service - Senior General Revenue Bonds	188,395,687	220,070,618
Reserve Maintenance Fund	305,180,866	119,710,087
Debt Service - General Revenue Junior Indebtedness Obligations	97,278,102	95,478,956
Facilities Capital Improvement Fund	20,000,000	18,000,000
General Reserve Fund	66,328,988	56,602,088
Revenue Retained - 2023	-	13,118,281
Revenue Retained - 2024	-	5,000,000
Revenue Retained - 2025	5,000,000	-
Debt Service Reserve - General Revenue Bonds	-	13,118,281
NET CASH REVENUES REMAINING		
AFTER TRANSFERS TO OTHER FUNDS	\$ -	\$ -

(1) The following amounts are excluded from the transfer of Thruway Revenues to the Thruway Operating Fund: 1) Claims and indemnity expense of \$81,872, which is funded via transfers to the Public Liability Claims Reserve; 2) Environmental Remediation expense of \$1,315,580, which is funded via transfers to the Environmental Remediation Reserve; and 3) Operating expenses of \$918,143 funded by Federal and other reimbursements.

DEBT SERVICE
NEW YORK STATE THRUWAY AUTHORITY

AS OF
November

YEAR
2024

BONDS & NOTES	OUTSTANDING PRINCIPAL	CURRENT YEAR ACCRUAL REQUIREMENTS	CURRENT MONTH ACCRUALS	ACCRUALS YEAR TO DATE	PAYMENTS YEAR TO DATE
GENERAL REVENUE BONDS					
Principal					
Series J	\$ -	\$ -	\$ -	\$ -	\$ 560,055,000
Series K	-	-	-	-	629,375,000
Series L	366,285,000	37,450,000	3,120,833	34,329,167	35,675,000
Series M	511,130,000	14,295,000	1,191,250	13,103,750	346,495,000
Series N	450,000,000	-	-	-	-
Series O	540,090,000	-	-	-	-
Series P	1,024,320,000	55,365,000	5,033,182	50,331,818	-
Series Q	520,145,000	-	-	-	-
Total Principal	<u>3,411,970,000</u>	<u>107,110,000</u>	<u>9,345,265</u>	<u>97,764,735</u>	<u>1,571,600,000</u>
Interest					
Series J	January 1 & July 1	2,313,314	-	2,313,314	15,840,664
Series K	January 1 & July 1	23,832,351	-	23,832,351	39,341,820
Series L	January 1 & July 1	17,278,363	1,439,864	15,838,499	18,170,237
Series M	January 1 & July 1	17,077,166	1,320,879	15,756,286	22,285,010
Series N	January 1 & July 1	18,585,000	1,548,750	17,036,250	18,585,000
Series O	January 1 & July 1	21,463,700	1,788,642	19,675,058	21,463,700
Series P	January 1 & July 1	45,042,322	4,276,170	40,766,152	19,385,303
Series Q	January 1 & July 1	4,984,723	1,661,574	3,323,149	-
Total Interest		<u>150,576,939</u>	<u>12,035,878</u>	<u>138,541,060</u>	<u>155,071,734</u>
TOTAL GENERAL REVENUE BONDS	<u>\$ 3,411,970,000</u>	<u>\$ 257,686,939</u>	<u>\$ 21,381,143</u>	<u>\$ 236,305,795</u>	<u>\$ 1,726,671,734</u>
GENERAL REVENUE JUNIOR INDEBTEDNESS OBLIGATIONS					
Principal					
Series 2016A	\$ 849,000,000	\$ 2,000,000	\$ 166,667	\$ 1,833,333	\$ 250,000
Series 2019B	<u>1,689,235,000</u>	<u>1,260,000</u>	<u>105,000</u>	<u>1,155,000</u>	<u>1,140,000</u>
Total Principal	<u>2,538,235,000</u>	<u>3,260,000</u>	<u>271,667</u>	<u>2,988,333</u>	<u>1,390,000</u>
Interest					
Series 2016A	January 1 & July 1	40,912,250	3,335,238	37,465,838	40,917,250
Series 2019B	January 1 & July 1	<u>66,291,600</u>	<u>5,524,300</u>	<u>60,767,300</u>	<u>66,321,600</u>
Total Interest		<u>107,203,850</u>	<u>8,859,538</u>	<u>98,233,138</u>	<u>107,238,850</u>
TOTAL GENERAL REVENUE JUNIOR INDEBTEDNESS OBLIGATIONS 2016A & 2019B	<u>\$ 2,538,235,000</u>	<u>\$ 110,463,850</u>	<u>\$ 9,131,204</u>	<u>\$ 101,221,471</u>	<u>\$ 108,628,850</u>

(1) Note C.

**COMPARATIVE STATEMENT OF REVENUES AND
DEPARTMENTAL OPERATING EXPENSES TO BUDGET**
NEW YORK STATE THRUWAY AUTHORITY

MONTH
November
YEAR
2024

DEPARTMENT OR OFFICE	ANNUAL BUDGETED AMOUNT (1)	PRORATED BUDGET AMOUNT (2)	ACTUAL YTD	OVER/(UNDER) BUDGET	PERCENTAGE OVER/(UNDER)
REVENUES (3)					
Net Toll Revenue	\$ 1,020,200,000	\$ 935,523,400	\$ 896,961,904	\$ (38,561,496)	(4.12)
Toll Related Fees	67,100,000	61,416,630	61,172,636	(243,994)	(0.40)
Lease Revenues (4)	13,591,823	12,459,624	11,307,685	(1,151,939)	(9.25)
Other Revenues	6,625,000	6,073,138	7,761,901	1,688,763	27.81
Interest Revenues	30,100,000	27,592,670	38,156,070	10,563,400	38.28
TOTAL REVENUES	1,137,616,823	1,043,065,462	1,015,360,196	(27,705,266)	(2.66) (5)
OPERATING EXPENSES					
Board and Executive	668,328	612,656	624,300	11,644	1.90
Procurement Services	2,841,830	2,605,106	2,344,565	(260,541)	(10.00)
Media Relations & Communications	615,575	564,298	546,756	(17,542)	(3.11)
Strategic Excellence	656,070	601,419	512,393	(89,026)	(14.80)
Legal	2,539,396	2,327,864	2,179,431	(148,433)	(6.38)
Audit & Management Services	761,800	698,342	590,756	(107,586)	(15.41)
Administrative Services	5,951,237	5,455,499	5,022,278	(433,221)	(7.94)
Information Technology	23,896,989	21,906,370	15,567,250	(6,339,120)	(28.94)
Engineering Services	7,620,862	6,986,044	5,779,921	(1,206,123)	(17.26)
Maintenance & Operations					(6.64)
Thruway Maintenance	118,362,186	108,502,616	101,540,363	(6,962,253)	(6.42)
Equipment Maintenance	39,815,160	36,498,557	34,578,783	(1,919,774)	(5.26)
Traffic and Services	13,610,170	12,476,443	10,895,217	(1,581,226)	(12.67)
Finance and Accounts	6,351,535	5,822,452	5,136,472	(685,980)	(11.78)
Revenue Management	85,501,844	78,379,540	79,295,445	915,905	1.17
Subtotal	309,192,982	283,437,206	264,613,930	(18,823,276)	(6.64)
General Charges Undistributed	107,224,452	98,292,655	102,817,345	4,524,690	4.60
Total Departmental Expenses (6)	416,417,434	381,729,861	367,431,275	(14,298,586)	(3.75) (5)
Adjustment for Claims, Environmental Remediation & Other Provisions	N/A	N/A	(397,452)	N/A	N/A
Federal Aid and Other Reimbursements	-	-	(918,143)	(918,143)	-
Total Funded Thruway Operating Expenses and Provisions	416,417,434	381,729,861	366,115,680	(15,216,729)	(3.99)
State Police Operating Expense	70,793,463	64,896,368	58,439,062	(6,457,306)	(9.95) (5)
TOTAL OPERATING EXPENSES AND PROVISIONS	\$ 487,210,897	\$ 446,626,229	\$ 424,554,742	\$ (21,674,035)	(4.85)

(1) Total Annual Budgeted Amount includes Resolutions through Board Meeting Number 767 held on January 15, 2025.

(2) The November 2024 Prorated Budget for Net Toll Revenues is calculated as 91.70% of the annual budget, while Toll Related Fees are calculated as 91.53% of the annual budget. Lease Revenues and Other Revenues are calculated as 91.67% of the annual budgeted amounts. Normal Expense Percentage through this month is 91.67%.

(3) Revenues reported only reflect those recorded to the Revenue Fund.

(4) The Actual YTD amount does not include the Investment in new Services Areas on page 15. These investments are revenue based on accounting standards but are not resources that are available cash in nature.

(5) Note D.

(6) Note B.

CAPITAL PROGRAM SUMMARY
NEW YORK STATE THRUWAY AUTHORITY

MONTH
November
YEAR
2024

Funded From	Reserve Maintenance Fund	General Reserve Fund	Facilities Capital Improvement Fund ⁽¹⁾	Construction Fund ⁽²⁾	Summary Totals
	Capital Projects and Equipment	State Police	Governor Mario M. Cuomo Bridge	Capital Projects	
Beginning Balances	\$ 154,015,241	\$ 47,224,322	\$ 12,296,932	\$ 35,192,082	\$ 248,728,577
Receipts					
Provisions (3)	\$ 305,180,866	\$ 66,328,988	\$ 20,000,000	N/A	\$ 391,509,854
Net Proceeds from Bond Issuance	-	-	-	329,201,278	329,201,278
Auction/Settlement Proceeds	3,185	N/A	N/A	-	3,185
Interest Earnings	N/A	N/A	-	13,902,927	13,902,927
Federal and Other Aid	286,586	-	-	-	286,586
Total	\$ 305,470,637	\$ 66,328,988	\$ 20,000,000	\$ 343,104,205	\$ 734,903,830
Capital Expenditures					
January	\$ 12,982,334	\$ 23,680	\$ 544,589	\$ 12,732	\$ 13,563,335
February	12,282,917	8,122	677,283	236,819	13,205,141
March	12,755,454	1,147	446,685	4,880,172	18,083,458
April	9,599,027	33,676	772,459	4,055,760	14,460,922
May	22,848,612	41,477	1,026,217	13,178,683	37,094,989
June (4)	6,563,229	24,487	60,931	688,481	7,337,128
July	28,514,481	49,324	277,558	10,646,726	39,488,089
August	34,344,722	8,719	2,464,302	12,663,915	49,481,658
September	34,539,798	2,480	173,998	5,152,625	39,868,901
October	41,376,828	948	1,421,426	15,533,360	58,332,562
November	21,513,664	28	293,952	8,613,084	30,420,728
December	-	-	-	-	-
Subtotal	\$ 237,321,066	\$ 194,088	\$ 8,159,400	\$ 75,662,357	\$ 321,336,911
State Police Operating Expense	N/A	58,439,062	N/A	N/A	58,439,062
Total	\$ 237,321,066	\$ 58,633,150	\$ 8,159,400	\$ 75,662,357	\$ 379,775,973
Adjustments to Cash Basis					
Transfers to and from other funds	\$ (26,503,439)	\$ (1,193,293)	\$ (9,503,871)	\$ (7,999,312)	\$ (45,199,915)
Change in Receivables and Payables	(157,375)	(10,476,203)	-	139,818	(10,493,760)
Total	\$ (26,660,814)	\$ (11,669,496)	\$ (9,503,871)	\$ (7,859,494)	\$ (55,693,675)
Ending Balances	\$ 195,503,998	\$ 43,250,664	\$ 14,633,661	\$ 294,774,436	\$ 548,162,759
Budgeted					
Provisions	\$ 298,004,913	\$ 70,938,463	\$ -	N/A	\$ 368,943,376
Expenditures	\$ 288,004,913	\$ 145,000	\$ 10,000,000	\$ 145,554,940	\$ 443,704,853

(1) The Facilities Capital Improvement Fund includes funds to pay Governor Mario M. Cuomo Bridge project costs. These project costs are detailed on page 12.

(2) The Construction Fund is used to account for proceeds from the issuance of General Revenue Bonds. It includes funds to pay Capital Program costs, as well as interest and issuance costs on the General Revenue Bonds, Series P.

(3) See page 8.

(4) In June 2024, the Authority implemented a new contract management and payment system resulting in an impact in monthly expense totals.

GOVERNOR MARIO M. CUOMO BRIDGE

New York State Thruway Authority

MONTH

November

YEAR

2024

	<u>Monthly</u>	<u>Year-to-Date</u>	<u>Life-to-Date</u>
Funding Sources:			
Thruway Revenues	\$ 293,952	\$ 8,159,400	\$ 146,056,268
Debt Proceeds	-	-	2,492,259,475
State of New York (1)	-	-	1,200,000,000
NYS DOT	-	-	33,157,570
MTA	-	-	35,511,512
Other	-	-	1,561,452
Total Funding Sources	<u>\$ 293,952</u>	<u>\$ 8,159,400</u>	<u>\$ 3,908,546,277</u>
Expenditures: (2)			
Pre-Design-Build	<u>\$ -</u>	<u>\$ -</u>	<u>\$ 152,801,305</u>
Design-Build:			
Design-Build Contract	\$ -	\$ -	\$ 3,446,457,071
Construction Contracts	240,033	3,986,506	63,888,716
Engineering Agreements	-	2,391,866	172,327,266
Financial & Legal Agreements	30,646	1,221,242	6,136,178
Governmental Support Services	-	-	4,368,858
Community Benefit	-	-	9,724,598
Thruway Staff	23,273	559,542	47,794,898
Real Property Acquisitions	-	-	2,727,295
Other	-	244	2,320,092
Total Design-Build	<u>\$ 293,952</u>	<u>\$ 8,159,400</u>	<u>\$ 3,755,744,972</u>
Total Expenditures	<u>\$ 293,952</u>	<u>\$ 8,159,400</u>	<u>\$ 3,908,546,277</u>

(1) Capitalized interest costs and costs associated with work performed, but not yet paid for, are excluded from this page.

GROSS SALES OF RESTAURANTS (1)
NEW YORK STATE THRUWAY AUTHORITY

Month
November
Year
2024

GROSS SALES (Subject to audit of operator's records)

Service Area	CURRENT MONTH			YEAR-TO-DATE			
	Current Year	Previous Year	% of Change	Current Year	Previous Year	Amount of Change	% of Change
EMPIRE STATE THRUWAY PARTNERS, LLC							
Ardsley	\$ 525,395	\$ 703,677	(25.34)	\$ 7,711,728	\$ 4,475,901	\$ 3,235,827	72.29
Sloatsburg	1,050,930	-	-	2,960,317	3,326,714	(366,397)	(11.01)
Plattekill	942,471	1,302,106	(27.62)	15,562,133	9,665,086	5,897,047	61.01
Ulster	264,108	-	-	264,118	3,002,110	(2,737,992)	(91.20)
New Baltimore	1,230,322	1,332,553	(7.67)	17,070,061	7,706,795	9,363,266	-
Pattersonville	651,817	-	-	1,569,385	2,845,460	(1,276,075)	(44.85)
Indian Castle	364,848	540,791	(32.53)	4,387,263	6,811,481	(2,424,218)	(35.59)
Iroquois	514,402	810,366	(36.52)	9,077,639	7,566,378	1,511,261	19.97
Oneida	437,987	-	-	5,871,164	-	5,871,164	-
Chittenango	435,875	480,463	(9.28)	5,432,799	6,171,088	(738,289)	(11.96)
Junius Ponds	374,114	517,540	(27.71)	5,018,744	6,642,821	(1,624,077)	(24.45)
Clifton Springs	748,531	800,408	(6.48)	9,353,791	7,883,415	1,470,376	18.65
Seneca	247,597	244,842	1.13	3,261,447	749,963	2,511,484	-
Scottsville	224,655	-	-	1,721,306	1,923,187	(201,881)	(10.50)
Pembroke	650,082	596,326	9.01	8,336,271	3,495,470	4,840,801	-
Clarence	349,236	394,862	(11.55)	5,124,252	2,825,193	2,299,059	81.38
Ramapo	933,329	-	-	5,732,744	-	5,732,744	-
Modena	-	194,956	(100.00)	1,633,670	2,224,623	(590,953)	(26.56)
Malden	339,091	-	-	597,254	1,688,138	(1,090,884)	(64.62)
Guilderland	352,376	-	-	2,926,217	453,978	2,472,239	-
Mohawk	-	68,019	(100.00)	198,961	801,787	(602,826)	(75.19)
Schuyler	108,059	99,943	8.12	1,365,752	180,698	1,185,054	-
DeWitt	142,470	86,807	64.12	438,309	1,218,708	(780,399)	(64.03)
Warners	511,088	-	-	5,035,475	-	5,035,475	-
Port Byron	262,768	-	-	3,391,449	151,846	3,239,603	-
Ontario	223,674	-	-	487,152	1,143,988	(656,836)	(57.42)
Angola	-	-	-	-	967,696	(967,696)	(100.00)
GRAND TOTALS							
SALES	\$ 11,885,225	\$ 8,173,659	45.41	\$ 124,529,409	\$ 83,922,524	\$ 40,606,877	48.39

(1) Note E.

GALLONS OF MOTOR FUEL DELIVERED TO GAS STATIONS (1)
NEW YORK STATE THRUWAY AUTHORITY

Month
November
Year
2024

GALLONS OF MOTOR FUEL (Subject to audit of operator's records)

Service Area	CURRENT MONTH			YEAR-TO-DATE			
	Current Year	Previous Year	% of Change	Current Year	Previous Year	Amount of Change	% of Change
SUNOCO, INC.							
Ardsley	129,751	136,807	(5.16)	1,477,786	1,169,906	307,880	26.32
Ramapo	267,724	154,568	73.21	2,355,997	1,887,420	468,577	24.83
Sloatsburg	237,883	153,239	55.24	2,040,648	2,367,328	(326,680)	(13.80)
Modena	134,155	220,421	(39.14)	2,204,854	2,302,335	(97,481)	(4.23)
Plattekill	202,747	275,629	(26.44)	3,214,133	2,473,563	740,570	29.94
Ulster	137,834	89,154	54.60	1,180,782	2,104,575	(923,793)	(43.89)
Oneida	172,721	90,190	91.51	2,185,000	1,140,275	1,044,725	91.62
Chittenango	173,347	190,270	(8.89)	2,028,242	2,267,109	(238,867)	(10.54)
DeWitt	94,963	109,170	(13.01)	721,273	1,264,641	(543,368)	(42.97)
Junius Ponds	179,082	197,360	(9.26)	2,074,013	2,405,065	(331,052)	(13.76)
Clifton Springs	220,532	248,754	(11.35)	2,613,226	2,403,466	209,760	8.73
Ontario	148,305	89,071	66.50	1,202,445	1,625,112	(422,667)	(26.01)
Pembroke	216,068	233,864	(7.61)	3,070,651	2,081,418	989,233	47.53
Clarence	201,697	221,099	(8.78)	2,907,369	1,998,369	909,000	45.49
Angola E	104,295	80,258	29.95	1,290,981	1,761,055	(470,074)	(26.69)
Angola W	79,119	95,555	(17.20)	1,029,097	1,509,746	(480,649)	(31.84)
TOTAL GALLONS	2,700,223	2,585,409	4.44	31,596,497	30,761,383	835,114	2.71
DUNNE-MANNING, INC							
Malden	148,908	88,979	67.35	1,134,443	1,704,241	(569,798)	(33.43)
New Baltimore	272,774	330,737	(17.53)	4,175,222	3,066,608	1,108,614	36.15
Guilderland	160,404	80,209	99.98	1,607,266	1,197,077	410,189	34.27
Pattersonville	207,226	125,294	65.39	1,610,693	2,086,694	(476,001)	(22.81)
Mohawk	56,999	102,400	(44.34)	801,404	1,172,558	(371,154)	(31.65)
Indian Castle	171,067	215,998	(20.80)	2,103,554	2,552,018	(448,464)	(17.57)
Iroquois	162,293	231,435	(29.88)	2,631,119	2,352,980	278,139	11.82
Schuyler	88,017	90,487	(2.73)	1,003,872	653,088	350,784	53.71
Warners	187,200	92,995	-	2,041,110	1,142,250	898,860	78.69
Port Byron	136,968	70,003	95.66	1,764,446	997,474	766,972	76.89
Seneca	128,900	133,438	(3.40)	1,707,636	1,080,792	626,844	58.00
Scottsville	128,572	64,250	-	1,268,971	1,499,239	(230,268)	(15.36)
TOTAL GALLONS	1,849,328	1,626,225	13.72	21,849,736	19,505,019	2,344,717	12.02
GRAND TOTALS							
GALLONS	4,549,551	4,211,634	8.02	53,446,233	50,266,402	3,179,831	6.33

(1) The closure and reopening of service area restaurant locations has impacted gallons delivered to the gas stations at those locations when comparing 2023 and 2024. See Note E for additional information.

LEASE REVENUES							Month	
NEW YORK STATE THRUWAY AUTHORITY							November	
							Year	
							2024	
CURRENT YEAR - YEAR TO DATE			PREVIOUS YEAR - YEAR TO DATE					
Leasee Lease Number - Lease Term	Lease Revenue	Interest Income	Total Revenue	Lease Revenue	Interest Income	Total Revenue	Change in Total Revenue	% of Change
FIBER OPTIC USER AGREEMENTS/SHORT-TERM USE PERMITS								
AT&T Corp. X010721 - 6/10/24-6/9/54	\$ 196,106	\$ 150,570	\$ 346,676	\$ -	\$ -	\$ -	\$ 346,676	-
Crosslake Fiber USA LP X010734 - 9/30/22-9/29/45	8,175	4,421	12,596	-	-	-	12,596	-
Crown Castle Fiber LLC X010623 - 9/30/22-9/29/45	37,084	-	37,084	37,084	-	37,084	-	-
ErieNET Local Development Corporation X010725 - 5/2/24-5/1/44	2,680	1,741	4,421	-	-	-	4,421	-
FirstLight Fiber, Inc. X010629 - 10/11/22-10/10/42	83,821	59,976	143,797	83,821	61,031	144,852	(1,055)	(0.73)
Level 3 Communications, LLC X010619 - 2/18/22-2/17/42 (1)	1,460,420	73,191	1,533,611	3,676,856	1,093,939	4,770,795	(3,237,184)	(67.85)
Level 3 Communications, LLC X010620 - 3/23/22-3/22/27	644,666	12,348	657,014	644,666	17,285	661,951	(4,937)	(0.75)
MCI Communications LLC X010624 - 11/22/22-11/21/25	193,512	2,432	195,944	193,512	4,687	198,199	(2,255)	(1.14)
MCI Communications LLC X010625 - 12/20/22-12/19/32	1,131,854	316,153	1,448,007	1,131,854	342,730	1,474,584	(26,577)	(1.80)
New York State Office of Information Technology Services X010621 - 10/9/20-10/8/30 (2)	1,966,684	291,690	2,258,374	-	-	-	2,258,374	-
Power Authority of the State of New York X010566 - 11/2/21-11/2/41	172,057	61,124	233,181	179,227	63,051	242,278	(9,097)	(3.75)
PEG Bandwidth NY Telephone Corp. X010628 - 7/20/22-7/20/42	99,491	57,422	156,913	99,492	58,481	157,973	(1,060)	(0.67)
PEG Bandwidth NY Telephone Corp. X010675 - 8/3/22-8/2/27	303,643	28,154	331,797	303,646	37,085	340,731	(8,934)	(2.62)
QCSTelecom, Inc. X010630 - 2/18/22-2/17/42	79,329	33,566	112,895	79,329	34,515	113,844	(949)	(0.83)
Rogers Telecom (US) Inc. X010627 - 9/30/22-9/29/42	984,388	665,686	1,650,074	984,508	677,699	1,662,207	(12,133)	(0.73)
Zayo Group LLC X010622 - 2/18/22-2/17/42	80,692	6,780	87,472	80,692	6,971	87,663	(191)	(0.22)
Total	\$ 7,444,602	\$ 1,765,254	\$ 9,209,856	\$ 7,494,687	\$ 2,397,474	\$ 9,892,161	\$ (682,305)	(6.90)
PUBLIC-PRIVATE PARTNERSHIP/LEASES - SERVICE AREA RESTAURANTS								
Empire State Thruway Partners, LLC X010535 - 3/30/21-6/30/54								
Rent provisions	\$ 1,132,976	\$ 842,680	\$ 1,975,656	\$ 964,802	\$ 837,363	\$ 1,802,165	\$ 173,491	9.63
Investment in new Service Areas	5,460,233	-	5,460,233	2,419,068	-	2,419,068	3,041,165	125.72
Total	\$ 6,593,209	\$ 842,680	\$ 7,435,889	\$ 3,516,484	\$ 837,363	\$ 4,353,847	\$ 3,082,042	70.79
FUEL STATION LEASES								
Sunoco, Inc. X100845 - 4/1/07-3/31/27	\$ 942,172	\$ 76,968	\$ 1,019,140	\$ 971,005	\$ 97,667	\$ 1,068,672	\$ (49,532)	(4.63)
Dunne-Manning, Inc. X100844 - 4/1/07-3/31/27	1,787,935	152,058	1,939,993	1,850,536	192,948	2,043,484	(103,491)	(5.06)
Total	\$ 2,730,107	\$ 229,026	\$ 2,959,133	\$ 2,821,541	\$ 290,615	\$ 3,112,156	\$ (153,023)	(4.92)
Total Fiber Optic User Fees	\$ 7,444,602	\$ 1,765,254	\$ 9,209,856	\$ 7,494,687	\$ 2,397,474	\$ 9,892,161	\$ (682,305)	(6.90)
Total Service Areas	\$ 9,323,316	\$ 1,071,706	\$ 10,395,022	\$ 6,338,025	\$ 1,127,978	\$ 7,466,003	\$ 2,929,019	39.23
GRAND TOTALS	\$ 16,767,918	\$ 2,836,960	\$ 19,604,878	\$ 13,832,712	\$ 3,525,452	\$ 17,358,164	\$ 2,246,714	12.94
(1) An amendment executed in October 2023 was accounted for in June 2024. A restatement of 2023 is not needed, the financial impact of the amendment between October 2023 and June 2024 is accounted for fully in June 2024.								
(2) This User Agreement was executed on March 26, 2024, with an effective date of October 9, 2020. The financial activity from the effective date through December 31, 2023 was fully recognized in 2024.								

NOTES TO FINANCIAL REPORT
NEW YORK STATE THRUWAY AUTHORITY

MONTH November
YEAR 2024

NOTE A - TOTAL REVENUES (pages 1 & 2):

Total revenues for the month are \$36,765,608, a decrease of \$38,293,699 or 51.02%. November 2024 revenues include a non-recurring adjustment of (\$52,209,968) attributed to changing the method used to estimate an allowance for uncollectible tolls. Excluding the adjustment, toll revenues for the month are \$80,484,885, an increase of \$13,312,450 or 19.82%.

Total revenues year-to-date, including the non-recurring adjustment of (\$52,209,968) are \$982,664,359, an increase of \$149,169,456 or 17.90%. Toll revenues year-to-date are \$896,961,904, an increase of \$140,051,351 or 18.50%. Year-to-date passenger revenues increased \$86,831,785 or 20.62% and commercial revenues increased \$53,219,566 or 15.85%. Year-to-date total toll revenues increased for 2024 compared to 2023 due to a Thruway wide toll adjustment implemented on January 1, 2024.

Breakout of non-recurring estimate allowance for uncollectible tolls:

<u>Barrier</u>	<u>Passenger</u>	<u>Commercial</u>	<u>Total</u>
Interchange	\$ (16,392,043)	\$ (10,928,029)	\$ (27,320,072)
Grand Island Bridges	(1,227,175)	(818,116)	(2,045,291)
Gov. Mario M. Cuomo Bridge	(9,657,502)	(6,438,335)	(16,095,837)
Yonkers Barrier	(888,597)	(592,398)	(1,480,995)
New Rochelle Barrier	(1,651,386)	(1,100,924)	(2,752,310)
Spring Valley Barrier	(696,174)	(464,116)	(1,160,290)
Harriman Barrier	(813,104)	(542,069)	(1,355,173)
Total	\$ (31,325,981)	\$ (20,883,987)	\$ (52,209,968)

NOTE B - TOTAL DEPARTMENTAL OPERATING EXPENSES (pages 4):

For the year, Departmental Operating Expenses are \$367,431,275, an increase of \$29,837,594 or 8.84% compared with November 2023.

The increase is due to salary increases included in recently approved collective bargaining agreements, health insurance costs, pension costs, cashless tolling costs, the timing of both Bridge and Highway repairs and finalizing fiber marketing agreements.

A comparison of General Charges Undistributed for the year is as follows:

	<u>YTD 2024</u>	<u>YTD 2023</u>	<u>CHANGE</u>
Pensions - Funded	\$ 18,241,666	\$ 16,500,000	\$ 1,741,666
Health Insurance - Retirees - Funded	35,510,138	33,255,695	2,254,443
Health Insurance - Active Employees	31,956,301	25,718,096	6,238,205
Employee Benefit Fund	675,320	4,980,149	(4,304,829)
Social Security	9,730,127	9,366,990	363,137
Compensation Insurance	6,233,235	6,600,338	(367,103)
Unemployment Insurance	18,453	37,247	(18,794)
Survivor's Benefits	205,000	37,000	168,000
Benefits Allocated to Other Funds	(8,744,414)	(8,653,829)	(90,585)
Insurance Premiums	5,556,628	4,345,857	1,210,771
Claims and Indemnity Expense	81,872	964,727	(882,855)
Reimbursement to Civil Service	458,333	444,584	13,749
Professional Services	612,902	462,578	150,324
Lease Expense	227,782	159,948	67,834
Environmental Expense	396,798	473,145	(76,347)
Net Remediation Expense	1,315,580	1,429,944	(114,364)
Employees Vacation Expense	-	1,250	(1,250)
Other	341,624	439,206	(97,582)
Totals	\$ 102,817,345	\$ 96,562,925	\$ 6,254,420

NOTES TO FINANCIAL REPORT
NEW YORK STATE THRUWAY AUTHORITY

MONTH November
YEAR 2024

NOTE C - DEBT ISSUANCE (page 9):

On February 15, 2024, the Authority issued General Revenue Bonds – Series P, which generated proceeds of \$1.02 billion. These proceeds were used to: (1) fund a portion of the Authority’s Multi-Year Capital Program; (2) make a deposit to the Senior Debt Service Reserve Fund; (3) fund capitalized interest on the Series P bonds; (4) refund certain amount of the Authority’s Series J Bonds; (5) purchase certain tendered bonds of the Authority’s Series M bonds; and (6) pay bond issuance costs.

Of the \$1.02 billion, \$303.0 million is to fund the multi-year capital program, \$466.6 million is for the refunding of the Series J bonds, and \$254.7 is for the tender of the Series M bonds.

On October 22, 2024, the Authority issued General Revenue Refunding Bonds – Series Q, which generated proceeds of \$520.15 million. These proceeds were used to: (1) refund a certain amount of the Authority’s Series K Bonds; and (2) pay bond issuance costs.

NOTE D - REVENUE, DEPARTMENTAL OPERATING EXPENSES AND BUDGET (page 10):

Year to date revenues are under the revised 2024 budget forecast by \$27,705,266, or 2.66%. This is due to a new methodology implemented in November to calculate the allowance for doubtful accounts for outstanding Tolls by Mail invoices. Please see Note A for more information. This is partially offset by traffic exceeding forecasted levels and higher than anticipated interest rates.

Year to date operating expenses are under budget by \$14,298,586 or 3.75%. This is primarily due to the timing of contract payments and lower than budgeted personal service, snow and ice control, fiber marketing fees and fuel cost.

Year to date State Police Operating Expenses are under budget by \$6,457,306 or 9.95%. This is primarily due to lower than budgeted personal service costs and automobile purchases.

NOTES TO FINANCIAL REPORT
NEW YORK STATE THRUWAY AUTHORITY

MONTH November
YEAR 2024

NOTE E - SERVICE AREAS (pages 13, 14 & 15):

In January 2021 the Authority entered into a 33-year agreement with Empire State Thruway Partners, LLC (Empire) for the design, construction, finance, operation, and maintenance of the Authority's 27 Service Areas. Empire will rebuild 23 of the 27 service area restaurant buildings and perform significant renovations to the remaining four. Empire's initial investment to rebuild and renovate the service areas is estimated to be \$300 million. Additionally, over the life of the agreement Empire will invest another \$99 million into future renovations and improvements.

The construction work is occurring in two phases as detailed below. Phase 1 began in July 2021 when Empire assumed control of 16 service areas previously operated by HMSHost Corporation and Delaware North Corporation. Phase 2 began in January 2023 when Empire assumed control of the remaining 11 service areas that were operated by McDonald's Corporation until December 2022.

Commencing with the reopening of each new restaurant building, the agreement requires Empire to pay rent calculated as a percentage of gross sales, subject to a guaranteed annual minimum per location. In addition, the agreement has ancillary rent provisions tied to the operation of commercial vehicle fueling stations at 5 of the service areas and advertising opportunities at all service areas. Sales generated by Empire during the operation of a restaurant prior to reconstruction (interim operations) are not subject to rent provisions. Over the life of the agreement, base rent calculated as a percentage of sales is forecasted to be \$85 million, of which \$51 million is guaranteed.

	<u>Service Area</u>	<u>Status</u>	<u>Anticipated/Actual Re-Opening</u>
Phase 1	Indian Castle	Re-opened	August 6, 2022
	Chittenango	Re-opened	September 12, 2022
	Junius Ponds	Re-opened	October 6, 2022
	Iroquois	Re-opened	February 14, 2023
	Clifton Springs	Re-opened	March 28, 2023
	Plattekill	Re-opened	May 3, 2023
	Ardsley	Re-opened	June 8, 2023
	Clarence	Re-opened	June 28, 2023
	New Baltimore	Re-opened	June 29, 2023
	Pembroke	Re-opened	July 13, 2023
	Seneca	Re-opened	September 8, 2023
	Oneida	Re-opened	January 10, 2024
	Scottsville	Re-opened	June 25, 2024
	Sloatsburg	Re-opened	September 10, 2024
	Pattersonville	Re-opened	September 24, 2024
	Ulster	Re-opened	November 6, 2024
Phase 2	Schuyler	Re-opened	October 30, 2023
	Port Byron	Re-opened	February 19, 2024
	Warners	Re-opened	March 25, 2024
	Guilderland	Re-opened	May 8, 2024
	Ramapo	Re-opened	June 26, 2024
	Dewitt	Re-opened	September 17, 2024
	Ontario	Re-opened	October 2, 2024
	Malden	Re-opened	October 8, 2024
	Angola	Under Construction	Quarter 1 2025
	Mohawk	Under Construction	Quarter 1 2025
	Modena	Under Construction	Quarter 4 2025

**VEHICLE TRIPS AND MILES
NEW YORK STATE THRUWAY AUTHORITY**

MONTH
November
YEAR
2024

LOCATION / TYPE OF TRAFFIC	PRESENT MONTH			YEAR-TO-DATE		
	CURRENT YEAR	PREVIOUS YEAR (3)	% OF CHANGE	CURRENT YEAR	PREVIOUS YEAR (3)	% OF CHANGE
PASSENGER						
Woodbury to Buffalo, Exits 15-50	17,082,542	16,952,602	0.77	199,307,617	195,493,477	1.95
Erie Section, Exits 55-61	1,452,510	1,466,271	(0.94)	17,390,507	17,103,208	1.68
Grand Island Bridges	1,029,161	966,972	6.43	12,291,606	12,001,170	2.42
Gov. Mario M. Cuomo Bridge (1)	1,745,811	1,805,050	(3.28)	19,819,152	19,688,096	0.67
Yonkers Barrier	1,271,328	1,251,479	1.59	14,025,002	13,668,318	2.61
New Rochelle Barrier (1)	1,494,805	1,473,546	1.44	16,701,744	16,667,994	0.20
Spring Valley Barrier (1)	9,313	9,385	(0.77)	113,688	111,263	2.18
Harriman Barrier	1,230,978	1,201,188	2.48	13,680,631	13,637,725	0.31
	<u>25,316,448</u>	<u>25,126,493</u>	<u>0.76</u>	<u>293,329,947</u>	<u>288,371,251</u>	<u>1.72</u>
COMMERCIAL						
Woodbury to Buffalo, Exits 15-50	3,590,326	3,722,920	(3.56)	41,925,602	42,025,540	(0.24)
Erie Section, Exits 55-61	293,599	306,130	(4.09)	3,462,936	3,460,472	0.07
Grand Island Bridges	123,454	121,587	1.54	1,454,661	1,384,007	5.11
Gov. Mario M. Cuomo Bridge (1)	194,856	208,540	(6.56)	2,290,875	2,364,338	(3.11)
Yonkers Barrier	226,031	237,402	(4.79)	2,584,209	2,599,995	(0.61)
New Rochelle Barrier (1)	189,538	195,176	(2.89)	2,159,295	2,215,907	(2.55)
Spring Valley Barrier (1)	167,266	168,685	(0.84)	1,908,330	1,943,215	(1.80)
Harriman Barrier	142,117	143,350	(0.86)	1,666,713	1,637,614	1.78
	<u>4,927,187</u>	<u>5,103,790</u>	<u>(3.46)</u>	<u>57,452,621</u>	<u>57,631,088</u>	<u>(0.31)</u>
NON-REVENUE						
Woodbury to Buffalo, Exits 15-50	104,349	104,881	(0.51)	1,275,796	1,221,460	4.45
Erie Section, Exits 55-61	10,095	10,005	0.90	116,219	106,989	8.63
Grand Island Bridges	3,890	3,907	(0.44)	51,079	46,064	10.89
Gov. Mario M. Cuomo Bridge (1)	5,050	9,840	(48.68)	63,253	106,061	(40.36)
Yonkers Barrier	5,385	5,155	4.46	60,059	58,957	1.87
New Rochelle Barrier (1)	3,295	3,216	2.46	39,206	37,645	4.15
Spring Valley Barrier (1)	549	1,675	(67.22)	7,037	17,757	(60.37)
Harriman Barrier	4,245	5,024	(15.51)	50,881	56,088	(9.28)
	<u>136,858</u>	<u>143,703</u>	<u>(4.76)</u>	<u>1,663,530</u>	<u>1,651,021</u>	<u>0.76</u>
COMMUTER						
Woodbury to Buffalo, Exits 15-50	421,427	445,175	(5.33)	4,633,315	4,468,113	3.70
Erie Section, Exits 55-61	48,249	50,028	(3.56)	528,666	503,996	4.89
Grand Island Bridges	677,977	677,818	0.02	7,655,491	7,698,437	(0.56)
Gov. Mario M. Cuomo Bridge (1)	357,020	356,577	0.12	3,998,034	3,903,761	2.41
Yonkers Barrier	43,332	43,939	(1.38)	479,692	477,784	0.40
New Rochelle Barrier (1)	20,254	20,471	(1.06)	227,713	230,644	(1.27)
Spring Valley Barrier (1)	-	-	-	-	-	-
Harriman Barrier	94,772	101,553	(6.68)	1,068,537	1,119,422	(4.55)
	<u>1,663,031</u>	<u>1,695,561</u>	<u>(1.92)</u>	<u>18,591,448</u>	<u>18,402,157</u>	<u>1.03</u>
TOTAL TRIPS	32,043,524	32,069,547	(0.08)	371,037,546	366,055,517	1.36
VEHICLE MILES						
Exits 15-61	479,631,681	482,589,649	(0.61)	5,587,913,690	5,487,411,076	1.83
New York Division Bridges and Barriers (est)	129,190,428	130,276,404	(0.83)	1,450,711,520	1,460,286,357	(0.66)
Williamsville-Lackawanna	31,191,953	31,025,606	0.54	364,238,326	358,647,742	1.56
Buffalo Division Bridges (est) (2)	18,305,920	17,736,220	3.21	214,017,580	211,810,020	1.04
Non-Revenue Bridges & Barriers	349,961	354,642	(1.32)	4,227,037	4,105,376	2.96
Non-Revenue Exits 15-61	1,512,511	999,424	51.34	17,329,017	11,716,268	47.91
TOTAL MILES	660,182,454	662,981,945	(0.42)	7,638,437,170	7,533,976,839	1.39
AVERAGE TRIP LENGTH ON TOLL TICKET SYSTEM						
Passenger	19.91	20.00	(0.45)	19.87	19.78	0.46
Commercial	26.09	26.04	0.19	25.98	25.89	0.35
Overall	20.95	21.03	(0.38)	20.91	20.81	0.48

(1) Statistics reflect one way traffic, two way miles.

(2) Includes South Grand Island Bridge and North Grand Island Bridge.

(3) Traffic was revised from previous 2023 published report

**E-ZPASS VEHICLE TRIPS
NEW YORK STATE THRUWAY AUTHORITY**

MONTH
November
YEAR
2024

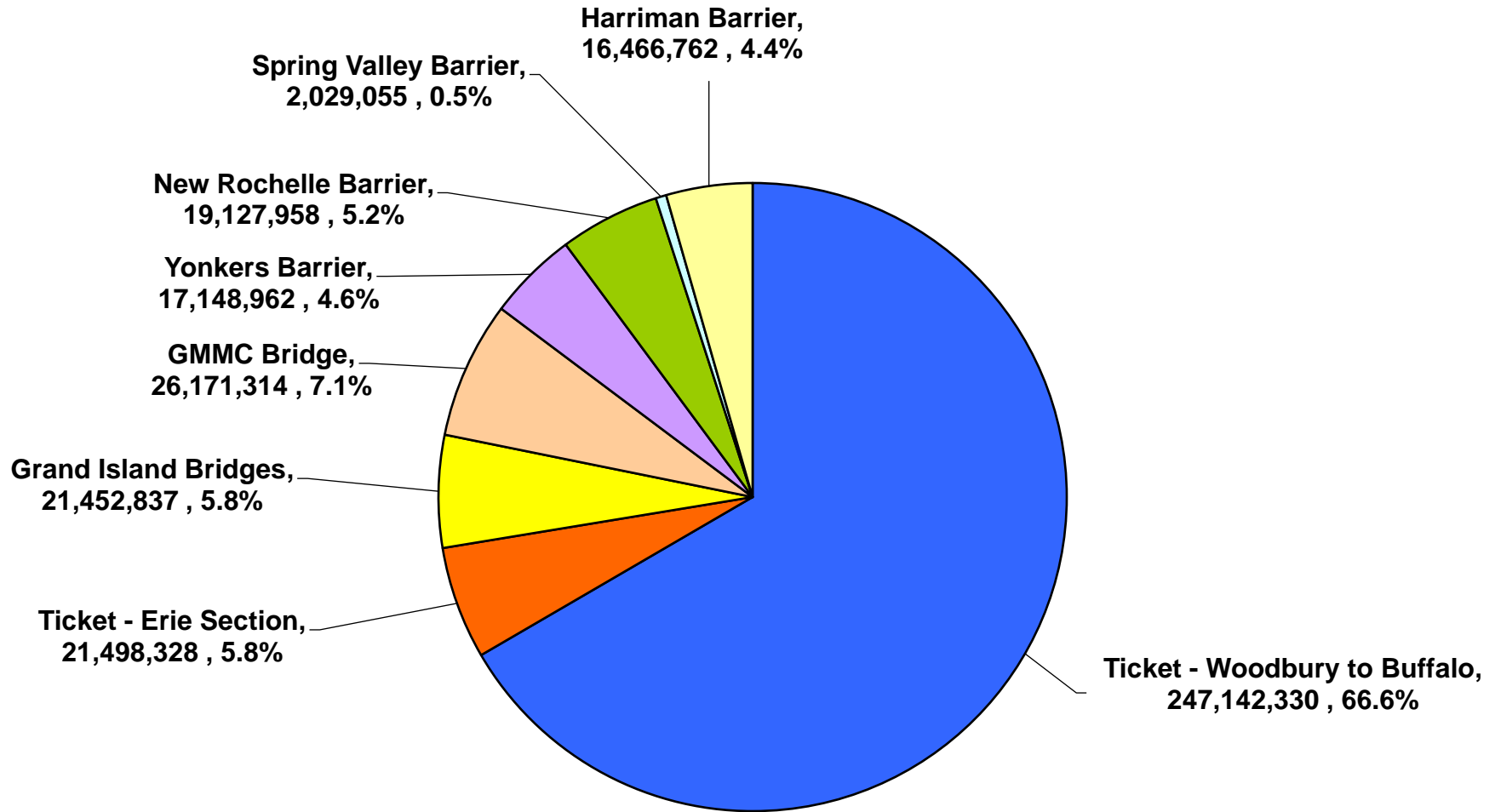
LOCATION / TYPE OF TRAFFIC	PRESENT MONTH			YEAR-TO-DATE		
	CURRENT YEAR	PREVIOUS YEAR (1)	% OF CHANGE	CURRENT YEAR	PREVIOUS YEAR (1)	% OF CHANGE
<u>PASSENGER</u>						
Woodbury to Buffalo, Exits 15-50	14,424,009	13,919,118	3.63	163,879,889	159,670,430	2.64
Erie Section, Exits 55-61	1,184,976	1,161,484	2.02	13,854,361	13,294,766	4.21
Grand Island Bridges	735,781	685,399	7.35	8,571,417	8,261,275	3.75
Gov. Mario M. Cuomo Bridge	1,556,332	1,608,937	(3.27)	17,412,508	17,292,832	0.69
Yonkers Barrier	1,155,669	1,135,690	1.76	12,585,668	12,288,684	2.42
New Rochelle Barrier	1,321,993	1,302,667	1.48	14,562,577	14,489,290	0.51
Spring Valley Barrier	6,838	6,808	0.44	81,923	80,147	2.22
Harriman Barrier	1,111,452	1,086,409	2.31	12,222,898	12,232,103	(0.08)
	21,497,050	20,906,512	2.82	243,171,241	237,609,527	2.34
<u>COMMERCIAL</u>						
Woodbury to Buffalo, Exits 15-50	3,215,118	3,317,414	(3.08)	37,272,308	37,535,024	(0.70)
Erie Section, Exits 55-61	259,693	268,982	(3.45)	3,058,062	3,040,439	0.58
Grand Island Bridges	109,564	109,835	(0.25)	1,285,363	1,243,197	3.39
Gov. Mario M. Cuomo Bridge	173,750	186,792	(6.98)	2,025,299	2,101,310	(3.62)
Yonkers Barrier	203,707	214,711	(5.13)	2,320,183	2,335,862	(0.67)
New Rochelle Barrier	168,838	174,234	(3.10)	1,907,913	1,970,612	(3.18)
Spring Valley Barrier	151,982	153,035	(0.69)	1,721,220	1,758,903	(2.14)
Harriman Barrier	130,375	131,762	(1.05)	1,512,591	1,495,834	1.12
	4,413,027	4,556,765	(3.15)	51,102,939	51,481,181	(0.73)
<u>NON-REVENUE</u>						
Woodbury to Buffalo, Exits 15-50	104,349	104,881	(0.51)	1,275,796	1,221,460	4.45
Erie Section, Exits 55-61	10,095	10,005	0.90	116,219	106,989	8.63
Grand Island Bridges	3,890	3,907	(0.44)	51,079	46,064	10.89
Gov. Mario M. Cuomo Bridge	5,050	9,840	(48.68)	63,253	106,061	(40.36)
Yonkers Barrier	5,385	5,155	4.46	60,059	58,957	1.87
New Rochelle Barrier	3,295	3,216	2.46	39,206	37,645	4.15
Spring Valley Barrier	549	1,675	(67.22)	7,037	17,757	(60.37)
Harriman Barrier	4,245	5,024	(15.51)	50,881	56,088	(9.28)
	136,858	143,703	(4.76)	1,663,530	1,651,021	0.76
<u>COMMUTER</u>						
Woodbury to Buffalo, Exits 15-50	421,427	445,175	(5.33)	4,633,315	4,468,113	3.70
Erie Section, Exits 55-61	48,249	50,028	(3.56)	528,666	503,996	4.89
Grand Island Bridges	677,977	677,818	0.02	7,655,491	7,698,437	(0.56)
Gov. Mario M. Cuomo Bridge	357,020	356,577	0.12	3,998,034	3,903,761	2.41
Yonkers Barrier	43,332	43,939	(1.38)	479,692	477,784	0.40
New Rochelle Barrier	20,254	20,471	(1.06)	227,713	230,644	(1.27)
Spring Valley Barrier	-	-	-	-	-	-
Harriman Barrier	94,772	101,553	(6.68)	1,068,537	1,119,422	(4.55)
	1,663,031	1,695,561	(1.92)	18,591,448	18,402,157	1.03
TOTAL TRIPS	27,709,966	27,302,541	1.49	314,529,158	309,143,886	1.74
% of E-ZPass Trips to Total Trips	86.48	85.14		84.77	84.45	

(1) Traffic was revised from previous 2023 published report

E-ZPASS REVENUE							MONTH
NEW YORK STATE THRUWAY AUTHORITY							November
							YEAR
							2024
LOCATION / TYPE OF TRAFFIC	PRESENT MONTH			YEAR-TO-DATE			
	CURRENT YEAR	PREVIOUS YEAR	% OF CHANGE	CURRENT YEAR	PREVIOUS YEAR	% OF CHANGE	
<u>PASSENGER</u>							
Exits 15-61	\$ 18,693,783	\$ 14,347,236	30.30	\$ 223,125,450	\$ 183,462,661	21.62	
Grand Island Bridges	900,628	726,873	23.90	10,839,418	8,896,959	21.83	
Gov. Mario M. Cuomo Bridge	11,967,263	10,123,540	18.21	136,453,327	110,230,951	23.79	
Yonkers Barrier	1,640,791	1,460,417	12.35	18,001,010	15,854,702	13.54	
New Rochelle Barrier	2,696,451	2,367,007	13.92	30,221,173	26,525,081	13.93	
Spring Valley Barrier	32,321	21,055	53.51	386,613	260,545	48.39	
Harriman Barrier	<u>1,688,809</u>	<u>1,413,008</u>	<u>19.52</u>	<u>18,674,188</u>	<u>15,917,607</u>	<u>17.32</u>	
Passenger Tolls	37,620,046	30,459,136	23.51	437,701,179	361,148,506	21.20	
<u>COMMERCIAL</u>							
Exits 15-61	24,376,870	19,245,342	26.66	285,660,277	227,793,760	25.40	
Grand Island Bridges	410,743	341,588	20.25	4,845,445	3,873,640	25.09	
Gov. Mario M. Cuomo Bridge	7,297,768	5,908,341	23.52	87,150,736	67,233,969	29.62	
Yonkers Barrier	686,080	562,875	21.89	7,841,591	6,143,881	27.63	
New Rochelle Barrier	1,158,445	916,619	26.38	13,156,143	10,546,210	24.75	
Spring Valley Barrier	1,549,193	1,224,905	26.47	17,855,466	14,195,077	25.79	
Harriman Barrier	<u>480,645</u>	<u>375,730</u>	<u>27.92</u>	<u>5,607,832</u>	<u>4,307,005</u>	<u>30.20</u>	
	35,959,744	28,575,400	25.84	422,117,490	334,093,542	26.35	
Less Volume Discount	<u>2,054,030</u>	<u>2,026,296</u>	<u>1.37</u>	<u>32,410,082</u>	<u>29,172,510</u>	<u>11.10</u>	
Net Commercial Tolls	33,905,714	26,549,104		389,707,408	304,921,032	15	
<u>COMMUTER</u>							
Exits 15-61	359,989	350,524	2.70	3,340,065	3,365,574	(0.76)	
Grand Island Bridges	201,545	195,838	2.91	2,262,663	2,210,468	2.36	
Gov. Mario M. Cuomo Bridge	1,753,483	1,593,318	10.05	19,705,429	17,819,991	10.58	
Yonkers Barrier	53,765	49,873	7.80	593,267	545,504	8.76	
New Rochelle Barrier	51,524	47,689	8.04	566,902	523,047	8.38	
Spring Valley Barrier	-	-	-	-	-	-	
Harriman Barrier	<u>89,161</u>	<u>86,043</u>	<u>3.62</u>	<u>977,245</u>	<u>947,831</u>	<u>3.10</u>	
Commuter Tolls	2,509,467	2,323,285	8.01	27,445,571	25,412,415	8.00	
TOTAL REVENUE	74,035,227	59,331,525	24.78	854,854,158	691,481,953	23.63	
% of E-ZPass Revenue to Total Revenue (1)	91.99	88.33		90.06	91.36		

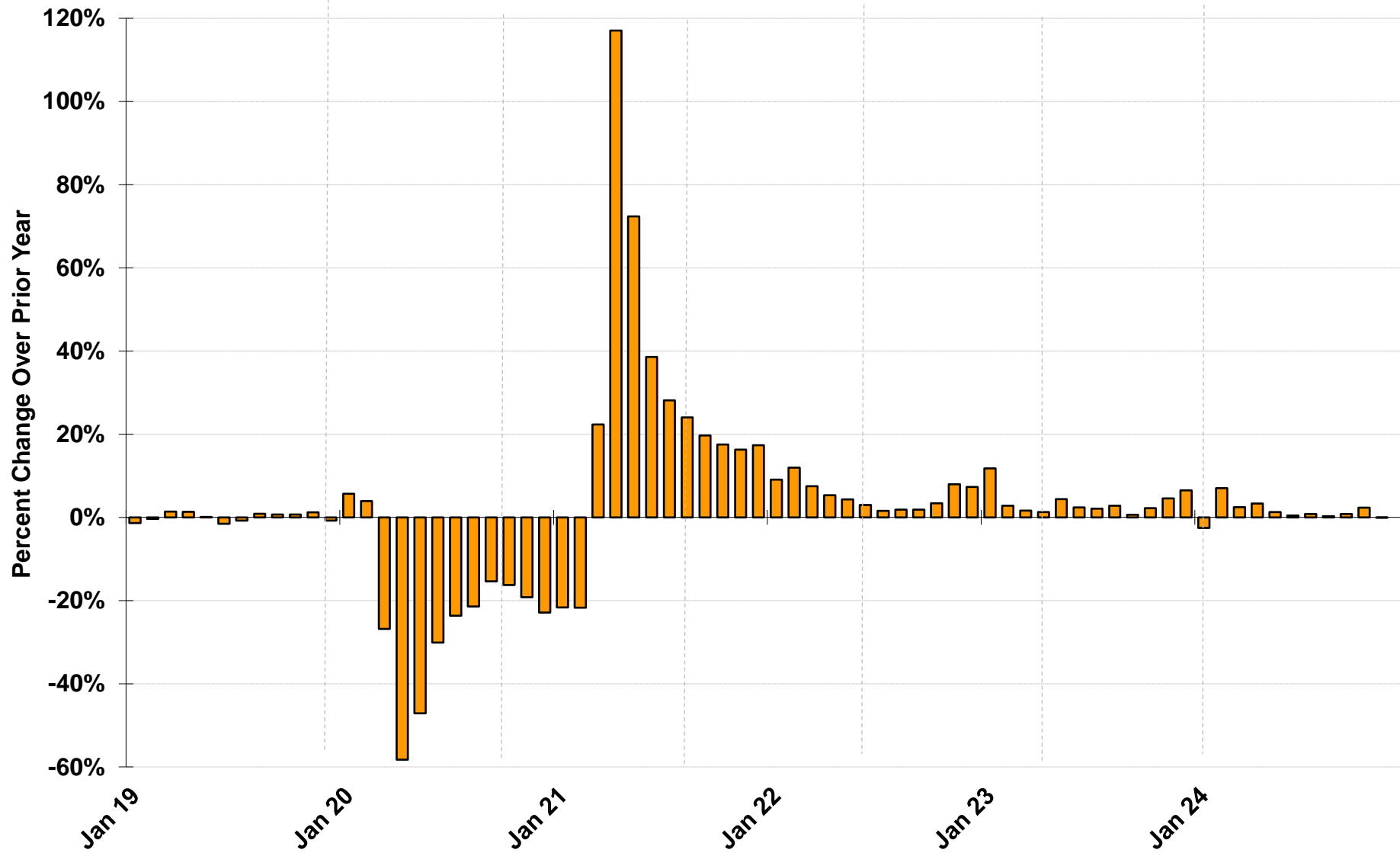
(1) Before Accounting Adjustment - see Note A

2024 YTD Total Thruway Trips, By Location



Percent Change in Total Monthly Traffic

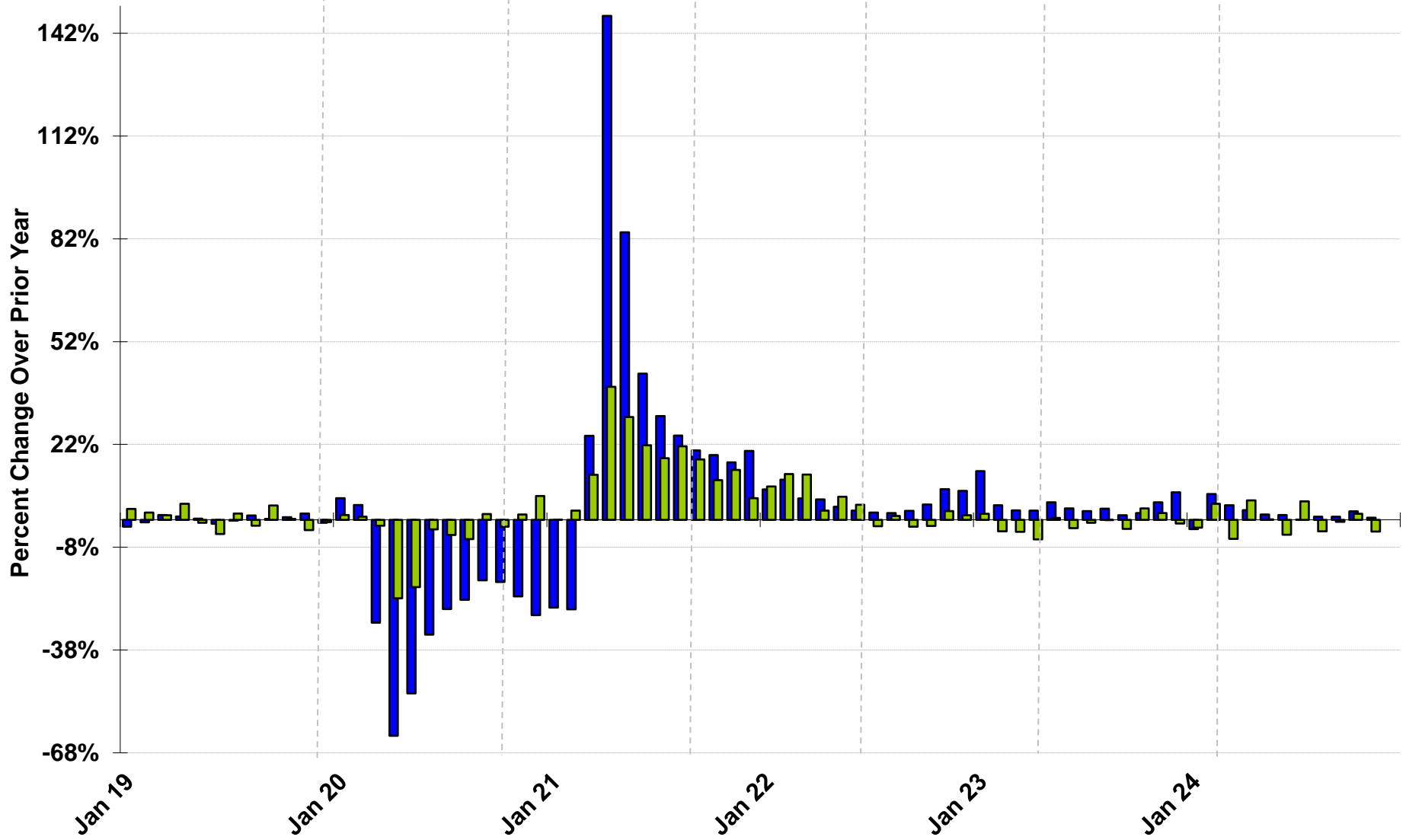
Total Passenger and Commercial Revenue Trips



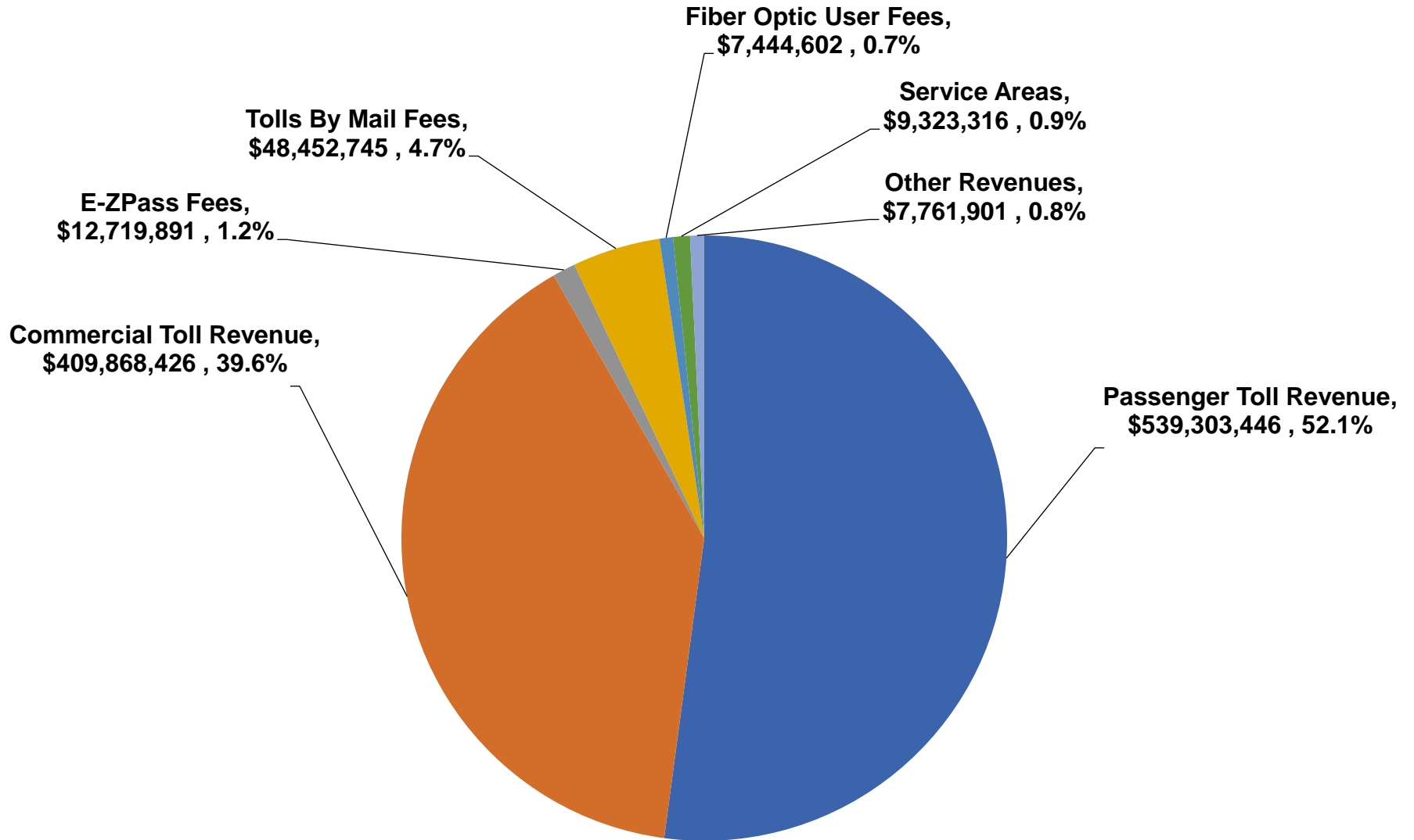
Percent Change in Monthly Traffic by Trip Type

Passenger and Commercial Revenue Trips

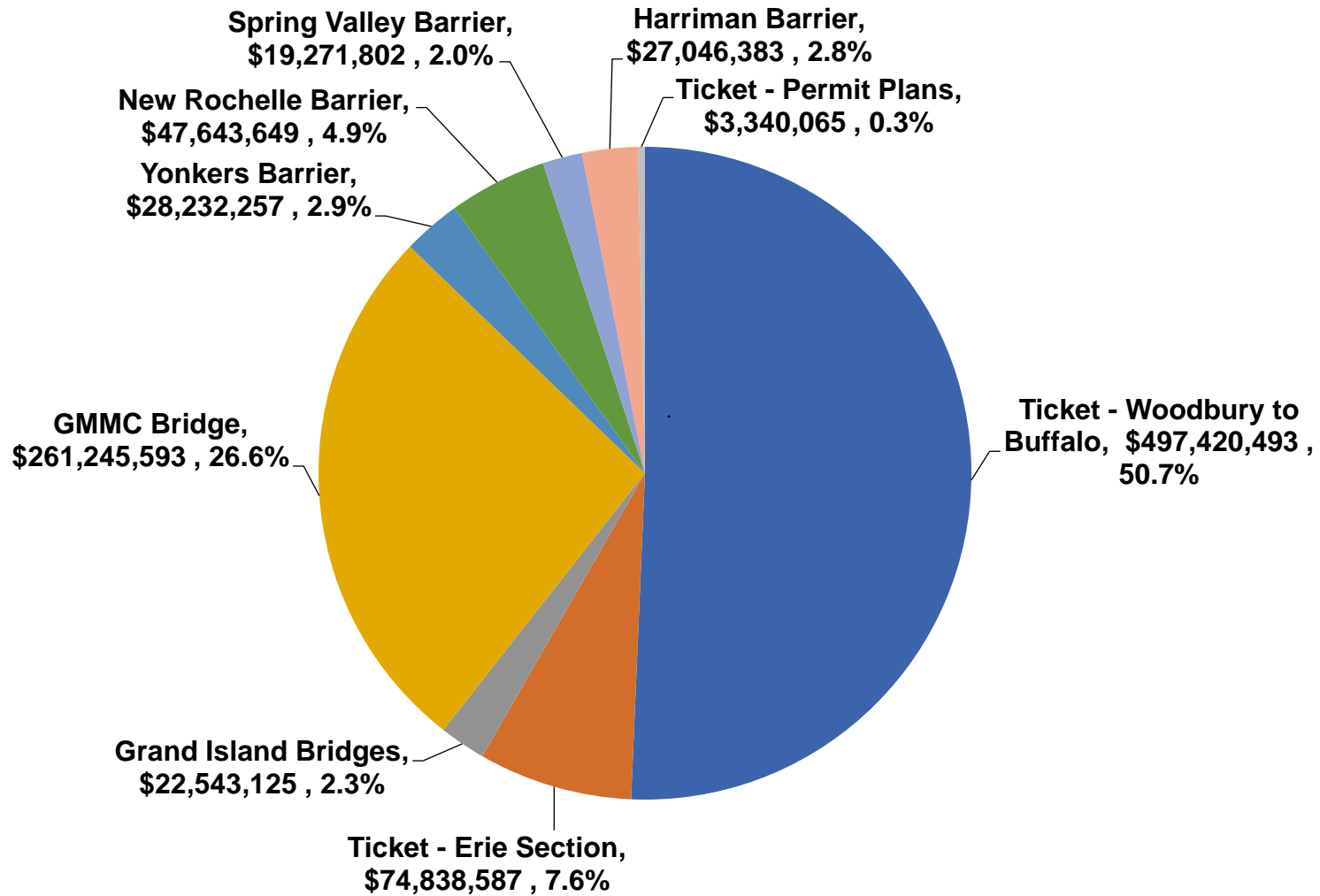
■ Passenger ■ Commercial



2024 YTD Operating Revenue

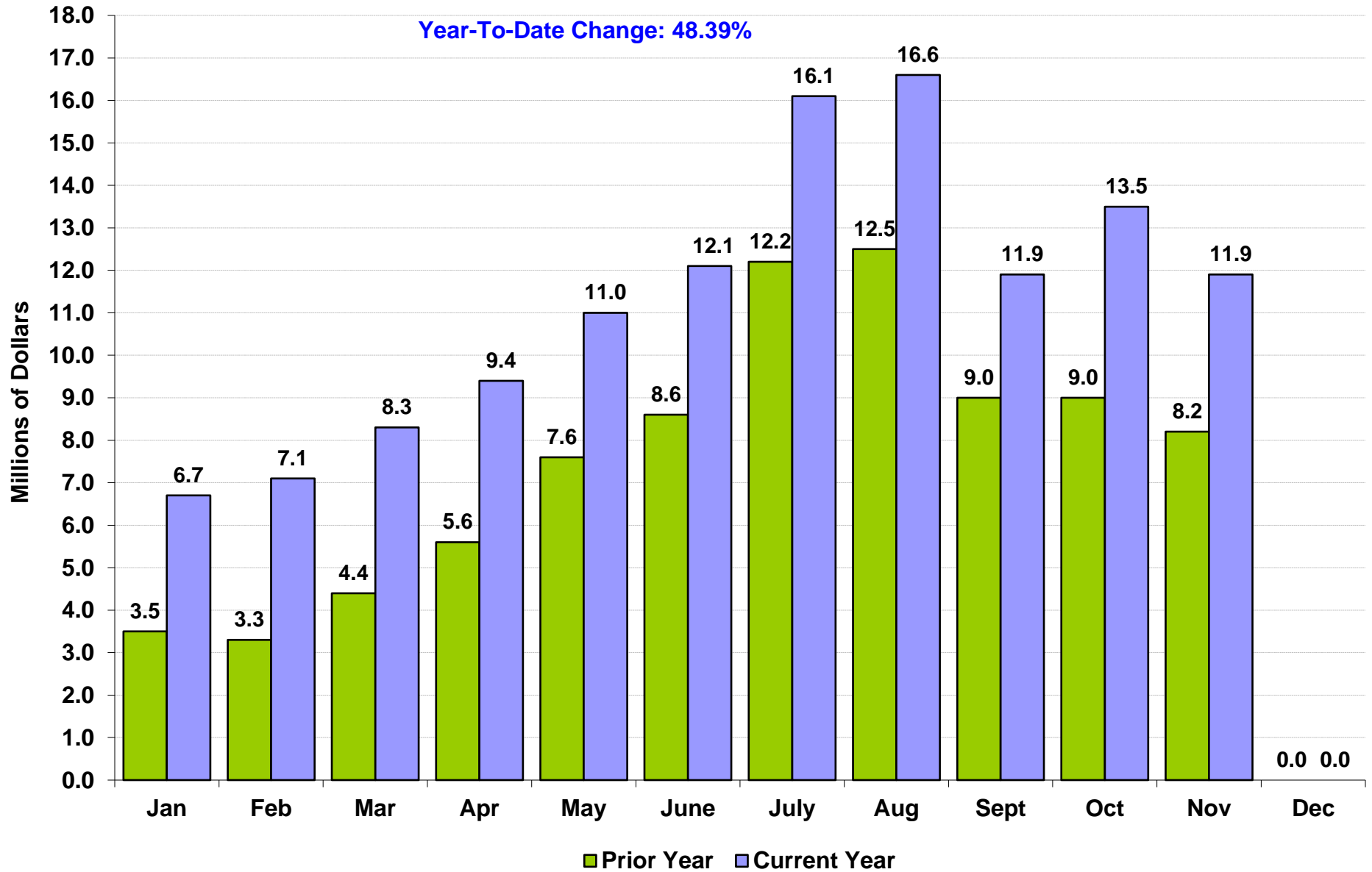


2024 YTD Toll Collections, By Location

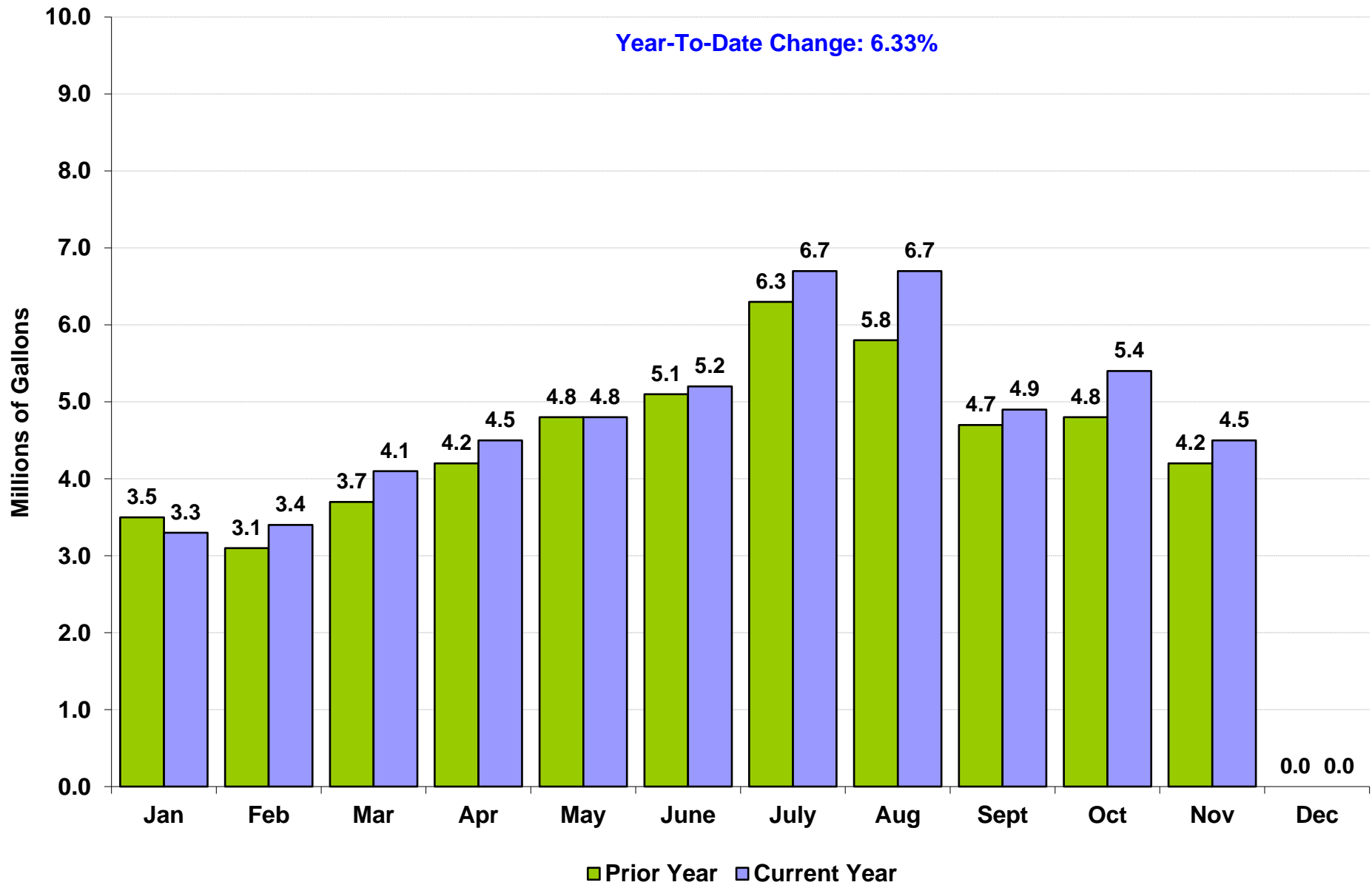


Note: Excludes Impact of Commercial Volume Discount Program.

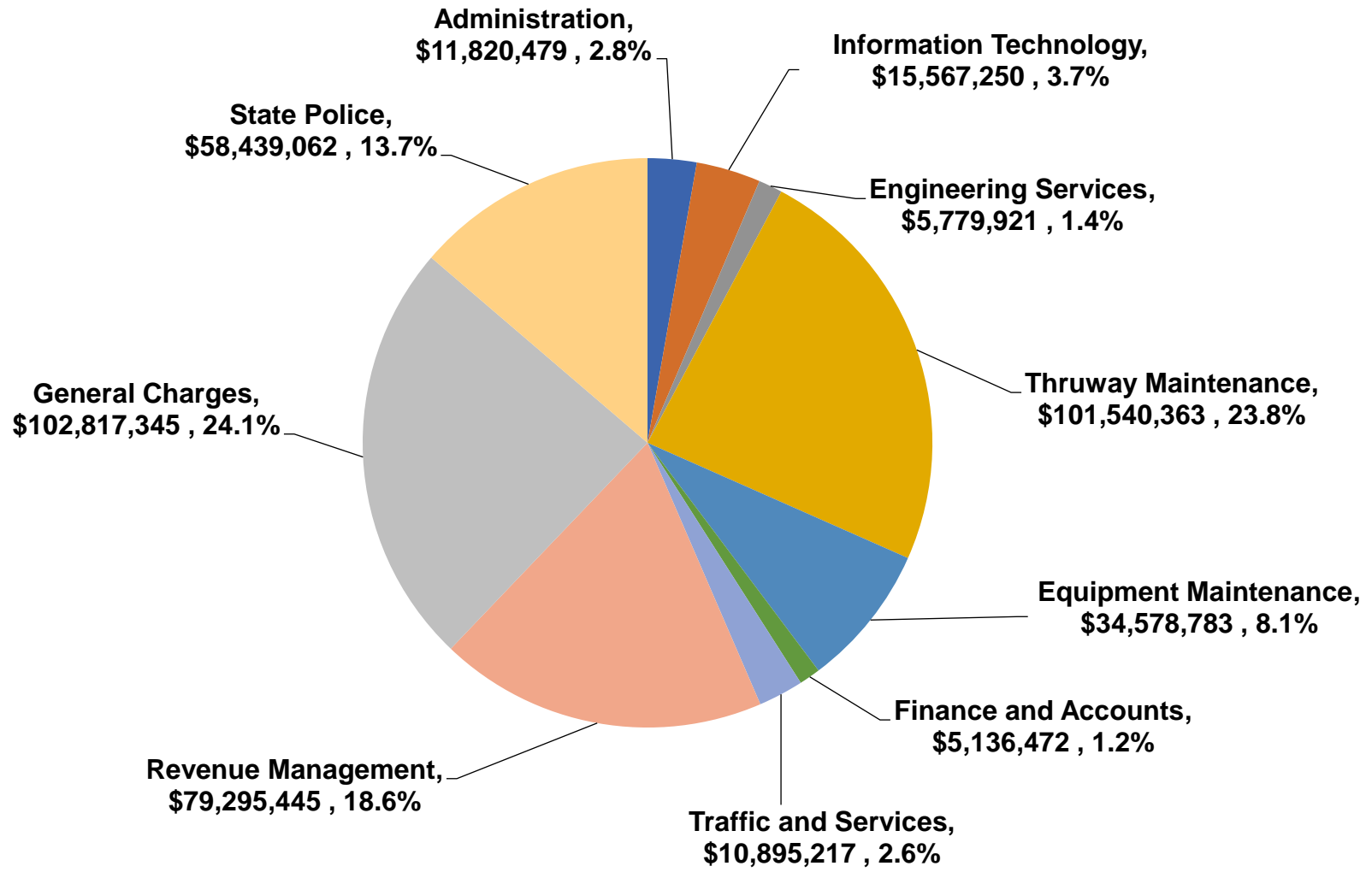
Restaurant Sales at Service Plazas



Fuel Deliveries to Service Areas



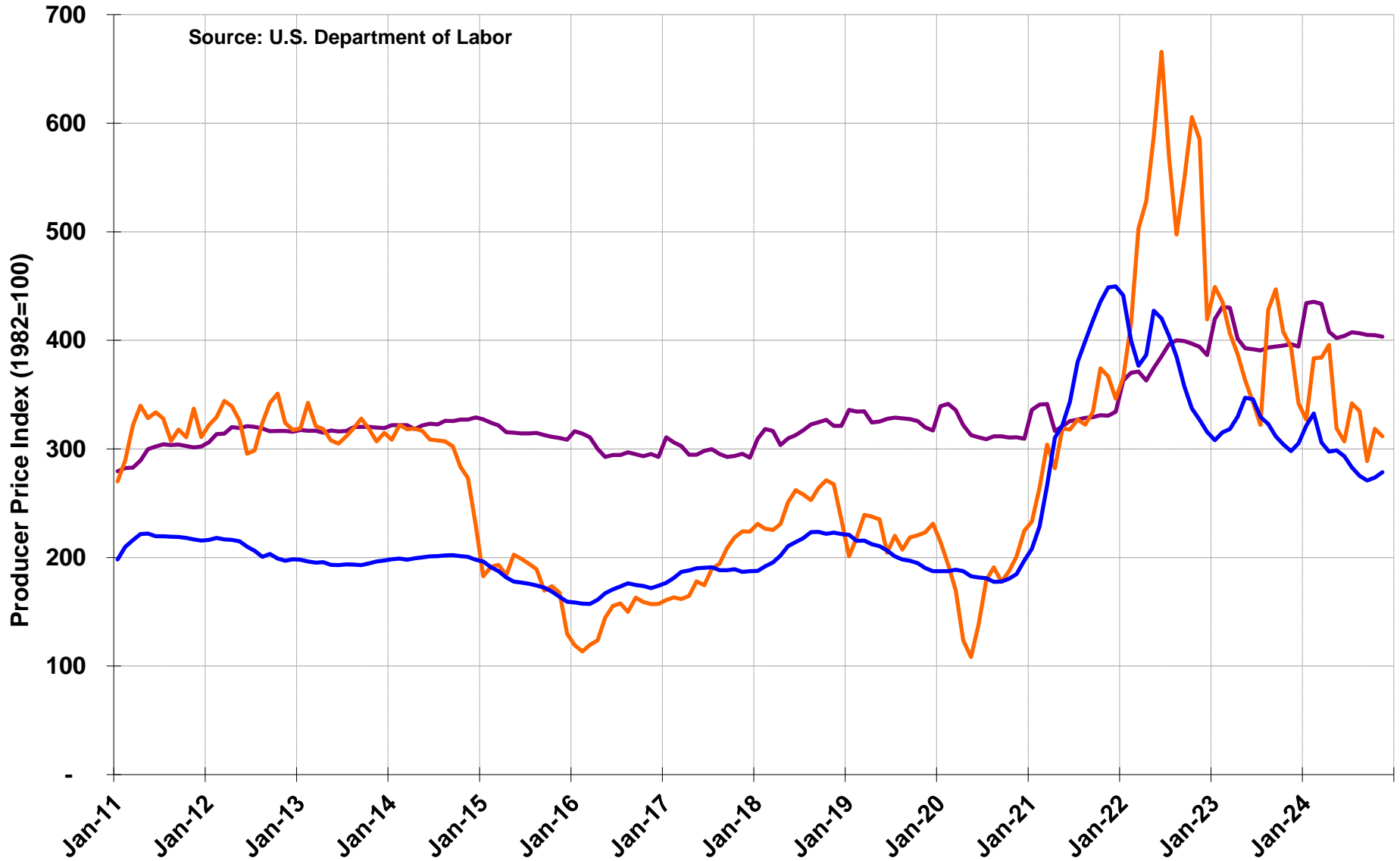
2024 YTD Operating Expenses



Note: General Charges include net Pension liability and unfunded OPEB

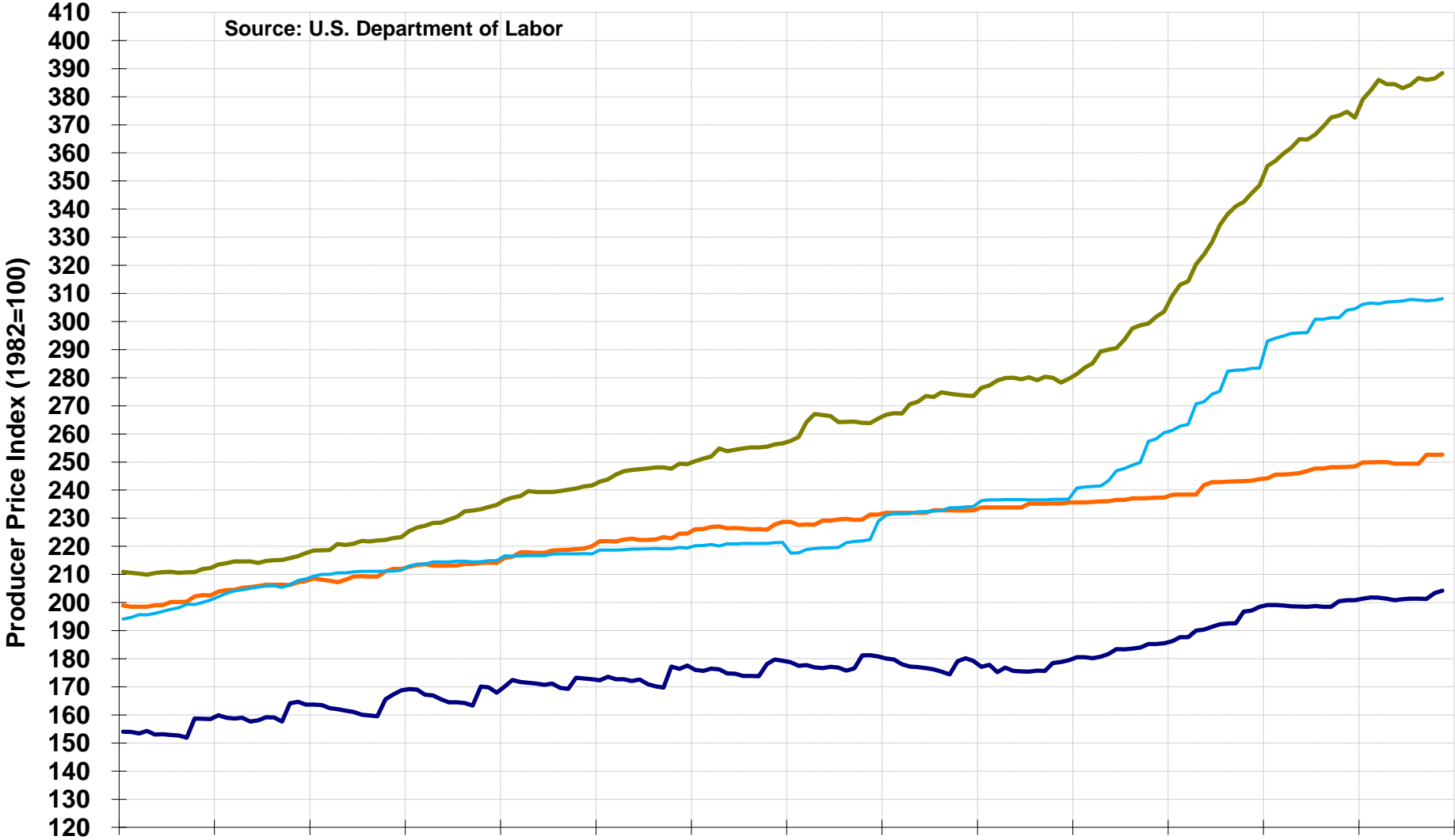
Producer Prices: Construction Inputs

Asphalt Paving Mixtures No. 2 Diesel Fuel Steel Mill Products

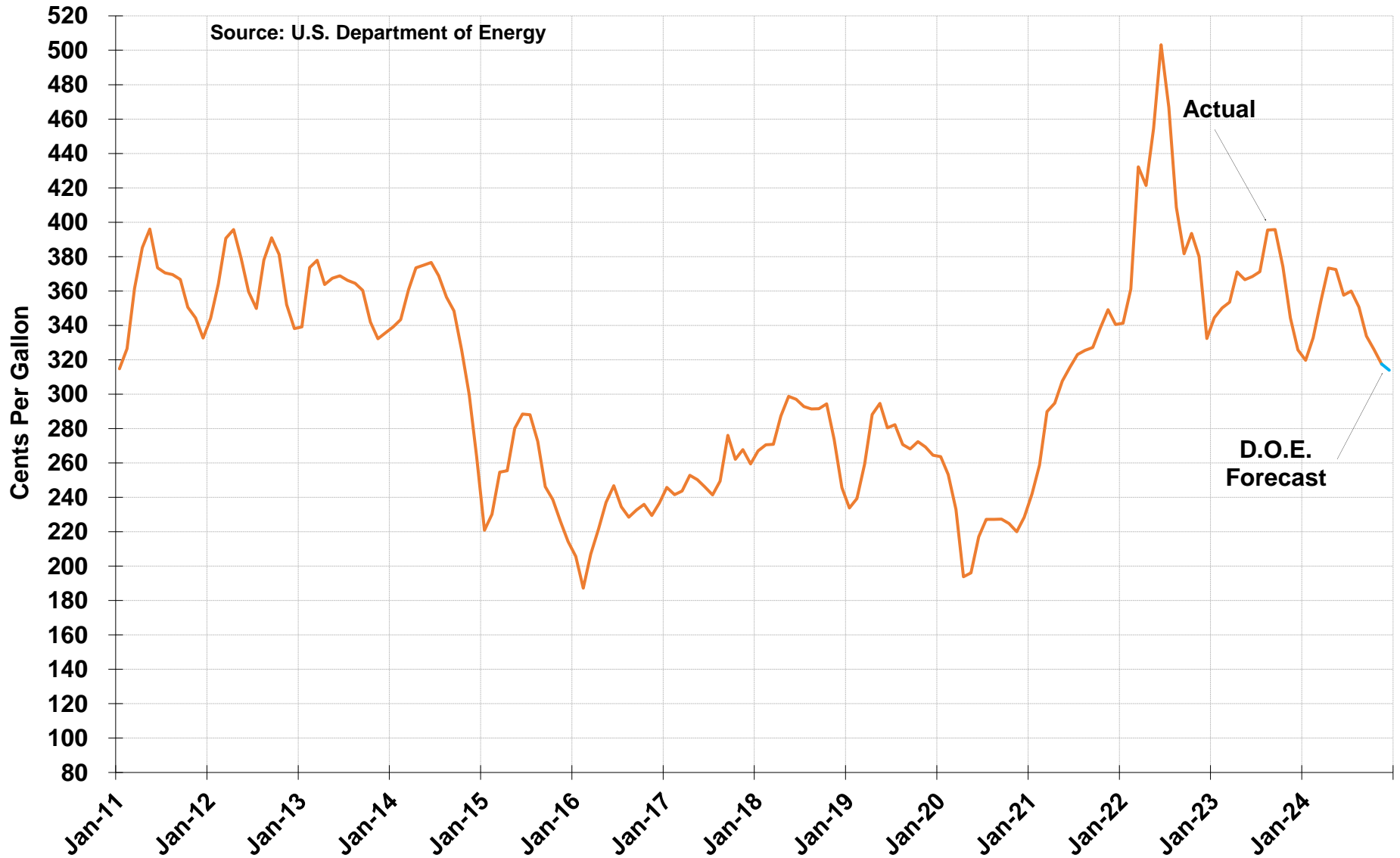


Producer Prices: Construction Inputs

Concrete Products Light Motor Trucks Heavy Trucks Const. Machinery & Equipment



Average Retail Price of Gasoline in U.S. All Grades





**Thruway
Authority**

Monthly Financial Report

December 2024



TABLE OF CONTENTS

	<u>PAGE</u>
FINANCIAL REPORT	
STATEMENT OF REVENUES, EXPENSES AND CHANGES IN NET POSITION	1
STATEMENT OF NET POSITION	5
FUNDS AVAILABLE FOR TRANSFER	7
DEBT SERVICE	9
COMPARATIVE SUMMARY STATEMENT OF DEPARTMENT OPERATING EXPENSES AND BUDGET	10
CAPITAL PROGRAM SUMMARY	11
GOVERNOR MARIO M. CUOMO BRIDGE	12
GROSS SALES OF RESTAURANTS	13
GALLONS OF MOTOR FUEL DELIVERED TO GAS STATIONS	14
LEASE REVENUES	15
NOTES TO FINANCIAL REPORT	16
TRAFFIC INFORMATION	21
OTHER INFORMATION	27

March 7, 2025

STATEMENT OF REVENUES, EXPENSES AND CHANGES IN NET POSITION - MONTH				MONTH	
				December	
NEW YORK STATE THRUWAY AUTHORITY				YEAR	
				2024	
REVENUES	PRESENT MONTH		AMOUNT OF CHANGE	% OF CHANGE	
	CURRENT YEAR	PREVIOUS YEAR			
TOLL REVENUE					
PASSENGER					
Woodbury to Buffalo, Stations 15-50	\$ 21,729,267	\$ 18,332,046	\$ 3,397,221	18.53	
Erie Section, Stations 55-61	2,198,265	1,935,987	262,278	13.55	
Grand Island Bridges	1,540,439	1,259,332	281,107	22.32	
Gov. Mario M. Cuomo Bridge	15,934,547	10,805,875	5,128,672	47.46	
Yonkers Barrier	1,917,136	1,663,144	253,992	15.27	
New Rochelle Barrier	3,231,111	2,705,869	525,242	19.41	
Spring Valley Barrier	30,990	18,646	12,344	66.20	
Harriman Barrier	2,039,663	1,669,779	369,884	22.15	
	48,621,418	38,390,678	10,230,740	26.65	
Permits, Stations 15-61	377,833	418,313	(40,480)	(9.68)	
	48,999,251	38,808,991	10,190,260	26.26	
COMMERCIAL					
Woodbury to Buffalo, Stations 15-50	20,725,919	18,155,759	2,570,160	14.16	
Erie Section, Stations 55-61	3,614,037	3,202,872	411,165	12.84	
Grand Island Bridges	475,994	373,777	102,217	27.35	
Gov. Mario M. Cuomo Bridge	8,160,575	7,001,246	1,159,329	16.56	
Yonkers Barrier	757,144	617,115	140,029	22.69	
New Rochelle Barrier	1,278,453	1,065,556	212,897	19.98	
Spring Valley Barrier	1,666,264	1,274,051	392,213	30.78	
Harriman Barrier	535,424	431,720	103,704	24.02	
	37,213,810	32,122,096	5,091,714	15.85	
Less Volume Discount	2,825,682	2,382,863	442,819	18.58	
	34,388,128	29,739,233	4,648,895	15.63	
SUMMARY					
Woodbury to Buffalo, Stations 15-50	42,455,186	36,487,805	5,967,381	16.35	
Erie Section, Stations 55-61	5,812,302	5,138,859	673,443	13.10	
Grand Island Bridges	2,016,433	1,633,109	383,324	23.47	
Gov. Mario M. Cuomo Bridge	24,095,122	17,807,121	6,288,001	35.31	
Yonkers Barrier	2,674,280	2,280,259	394,021	17.28	
New Rochelle Barrier	4,509,564	3,771,425	738,139	19.57	
Spring Valley Barrier	1,697,254	1,292,697	404,557	31.30	
Harriman Barrier	2,575,087	2,101,499	473,588	22.54	
Permits, Stations 15-61	377,833	418,313	(40,480)	(9.68)	
	86,213,061	70,931,087	15,281,974	21.54	
Less Volume Discount	2,825,682	2,382,863	442,819	18.58	
	83,387,379	68,548,224	14,839,155	21.65	
Less Adjustment - Tolls by Mail Allowance (1)	-	-	-	-	
NET TOLLS	83,387,379	68,548,224	14,839,155	21.65	
E-ZPass Fees	1,009,142	1,073,894	(64,752)	(6.03)	
Tolls by Mail Fees	4,004,309	3,983,468	20,841	0.52	
TOTAL TOLLS AND RELATED FEES	88,400,830	73,605,586	14,795,244	20.10	
LEASE REVENUES (2)					
Fiber Optic User Fees	423,036	680,031	(256,995)	(37.79)	
Service Areas	960,267	677,600	282,667	41.72	
TOTAL LEASE REVENUES	1,383,303	1,357,631	25,672	1.89	
OTHER REVENUES					
Special Hauling	343,467	313,554	29,913	9.54	
Short Term Rental Income	707,727	1,240,308	(532,581)	(42.94)	
Sundry	1,805,599	222,197	1,583,402	-	
TOTAL OTHER REVENUES	2,856,793	1,776,059	1,080,734	60.85	
TOTAL OPERATING REVENUES (1)	\$ 92,640,926	\$ 76,739,276	\$ 15,901,650	20.72	

(1) Note A.

(2) Please see Page 15 for additional details.

STATEMENT OF REVENUES, EXPENSES AND CHANGES IN NET POSITION - YEAR-TO-DATE NEW YORK STATE THRUWAY AUTHORITY				MONTH
				December
				YEAR
				2024
REVENUES	YEAR-TO-DATE		AMOUNT OF CHANGE	% OF CHANGE
	CURRENT YEAR	PREVIOUS YEAR		
TOLL REVENUE				
PASSENGER				
Woodbury to Buffalo, Stations 15-50	\$ 271,275,859	\$ 214,376,558	\$ 56,899,301	26.54
Erie Section, Stations 55-61	30,737,527	23,996,839	6,740,688	28.09
Grand Island Bridges	18,651,306	14,843,057	3,808,249	25.66
Gov. Mario M. Cuomo Bridge	181,874,571	134,820,696	47,053,875	34.90
Yonkers Barrier	21,771,484	18,355,087	3,416,397	18.61
New Rochelle Barrier	36,691,906	30,402,137	6,289,769	20.69
Spring Valley Barrier	480,432	311,272	169,160	54.34
Harriman Barrier	23,101,714	19,065,138	4,036,576	21.17
	584,584,799	456,170,784	128,414,015	28.15
Permits, Stations 15-61	3,717,898	3,783,887	(65,989)	(1.74)
	588,302,697	459,954,671	128,348,026	27.90
COMMERCIAL				
Woodbury to Buffalo, Stations 15-50	268,599,820	218,025,367	50,574,453	23.20
Erie Section, Stations 55-61	49,913,362	39,942,997	9,970,365	24.96
Grand Island Bridges	5,908,252	4,923,201	985,051	20.01
Gov. Mario M. Cuomo Bridge	103,466,144	91,493,602	11,972,542	13.09
Yonkers Barrier	9,135,053	7,644,328	1,490,725	19.50
New Rochelle Barrier	15,461,307	13,459,406	2,001,901	14.87
Spring Valley Barrier	20,488,624	16,177,376	4,311,248	26.65
Harriman Barrier	6,519,756	5,393,202	1,126,554	20.89
	479,492,318	397,059,479	82,432,839	20.76
Less Volume Discount	35,235,764	31,555,373	3,680,391	11.66
	444,256,554	365,504,106	78,752,448	21.55
SUMMARY				
Woodbury to Buffalo, Stations 15-50	539,875,679	432,401,925	107,473,754	24.86
Erie Section, Stations 55-61	80,650,889	63,939,836	16,711,053	26.14
Grand Island Bridges	24,559,558	19,766,258	4,793,300	24.25
Gov. Mario M. Cuomo Bridge	285,340,715	226,314,298	59,026,417	26.08
Yonkers Barrier	30,906,537	25,999,415	4,907,122	18.87
New Rochelle Barrier	52,153,213	43,861,543	8,291,670	18.90
Spring Valley Barrier	20,969,056	16,488,648	4,480,408	27.17
Harriman Barrier	29,621,470	24,458,340	5,163,130	21.11
Permits, Stations 15-61	3,717,898	3,783,887	(65,989)	(1.74)
	1,067,795,015	857,014,150	210,780,865	24.59
Less Volume Discount	35,235,764	31,555,373	3,680,391	11.66
	1,032,559,251	825,458,777	207,100,474	25.09
Less Adjustment - Tolls by Mail Allowance (1)	52,209,968	-	52,209,968	-
NET TOLLS	980,349,283	825,458,777	154,890,506	18.76
E-ZPass Fees	13,729,033	13,687,607	41,426	0.30
Tolls by Mail Fees	52,457,054	47,914,479	4,542,575	9.48
TOTAL TOLLS AND RELATED FEES	1,046,535,370	887,060,863	159,474,507	17.98
LEASE REVENUES (2)				
Fiber Optic User Fees	7,867,638	8,174,718	(307,080)	(3.76)
Service Areas	10,283,583	7,015,625	3,267,958	46.58
TOTAL LEASE REVENUES	18,151,221	15,190,343	2,960,878	19.49
OTHER REVENUES				
Special Hauling	2,513,417	2,687,026	(173,609)	(6.46)
Short Term Rental Income	2,593,597	2,853,599	(260,002)	(9.11)
Sundry	5,511,680	2,442,348	3,069,332	125.67
TOTAL OTHER REVENUES	10,618,694	7,982,973	2,635,721	33.02
TOTAL OPERATING REVENUES (1)	\$ 1,075,305,285	\$ 910,234,179	\$ 165,071,106	18.14

(1) Note A.

(2) Please see Page 15 for additional details.

STATEMENT OF REVENUES, EXPENSES AND CHANGES IN NET POSITION - MONTH				MONTH
NEW YORK STATE THRUWAY AUTHORITY				December
				YEAR
				2024
EXPENSES	PRESENT MONTH		AMOUNT OF CHANGE	% OF CHANGE
	CURRENT YEAR	PREVIOUS YEAR		
Total Operating Revenues	\$ 92,640,926	\$ 76,739,276	\$ 15,901,650	20.72
Thruway Operating Expenses				
Administrative and General	1,431,500	1,310,494	121,006	9.23
Information Technology	3,262,406	3,315,627	(53,221)	(1.61)
Engineering Services	1,432,225	1,423,121	9,104	0.64
Maintenance & Operations				
Thruway Maintenance	21,784,858	20,055,833	1,729,025	8.62
Equipment Maintenance	4,350,691	4,835,534	(484,843)	(10.03)
Traffic and Services	2,087,841	1,918,134	169,707	8.85
Finance and Accounts	543,376	699,682	(156,306)	(22.34)
Revenue Management	4,372,602	2,492,868	1,879,734	75.40
General Charges Undistributed	12,889,842	8,304,439	4,585,403	55.22
Thruway Operating Expenses	52,155,341	44,355,732	7,799,609	17.58
State Police	10,828,794	10,564,959	263,835	2.50
Thruway and State Police Operating Expenses	62,984,135	54,920,691	8,063,444	14.68
Operating Income before Depreciation	29,656,791	21,818,585	7,838,206	35.92
Depreciation & Amortization	32,618,334	34,989,056	(2,370,722)	(6.78)
Operating Gain (Loss)	(2,961,543)	(13,170,471)	10,208,928	(77.51)
Non-Operating Revenue (Expenses)				
Federal and other reimbursements	1,968,033	1,528,651	439,382	28.74
Interest on Investments & Leases (1)	6,026,484	6,080,422	(53,938)	(0.89)
Interest & Fee Expenses	(15,251,445)	(15,008,097)	(243,348)	1.62
Debt Issuance Costs	403,195	(26,396)	429,591	-
Disposal of Assets and Other	(1,782,364)	(5,097,197)	3,314,833	(65.03)
Net Non-Operating Revenue (Expenses)	(8,636,097)	(12,522,617)	3,886,520	(31.04)
Gain (Loss) before other Revenue, Expenses and Transfers	(11,597,640)	(25,693,088)	14,095,448	(54.86)
Capital Contributions	3,378,835	71,052	3,307,783	-
Change in Net Position	(8,218,805)	(25,622,036)	17,403,231	(67.92)
Net Position, Beginning Balance	507,068,418	441,026,152	66,042,266	14.97
Net Position, Ending Balance	\$ 498,849,613	\$ 415,404,116	\$ 83,445,497	20.09

(1) Please see Page 15 for additional details.

STATEMENT OF REVENUES, EXPENSES AND CHANGES IN NET POSITION - YEAR-TO-DATE
NEW YORK STATE THRUWAY AUTHORITY

MONTH
December
YEAR
2024

EXPENSES	YEAR-TO-DATE		AMOUNT OF CHANGE	% OF CHANGE
	CURRENT YEAR	PREVIOUS YEAR		
Total Operating Revenues	\$ 1,075,305,285	\$ 910,234,179	\$ 165,071,106	18.14
Thruway Operating Expenses				
Administrative and General	13,251,979	12,245,834	1,006,145	8.22
Information Technology	18,829,656	15,416,293	3,413,363	22.14
Engineering Services	7,212,146	7,387,843	(175,697)	(2.38)
Maintenance & Operations				
Thruway Maintenance	123,325,221	108,718,554	14,606,667	13.44
Equipment Maintenance	38,929,474	38,394,879	534,595	1.39
Traffic and Services	12,983,058	12,150,307	832,751	6.85
Finance and Accounts	5,679,848	5,537,902	141,946	2.56
Revenue Management	83,668,047	77,230,437	6,437,610	8.34
General Charges Undistributed	115,707,187	104,867,364	10,839,823	10.34
Thruway Operating Expenses (1)	419,586,616	381,949,413	37,637,203	9.85
State Police	69,267,856	66,777,201	2,490,655	3.73
Thruway and State Police Operating Expenses	488,854,472	448,726,614	40,127,858	8.94
Operating Income before Depreciation	586,450,813	461,507,565	124,943,248	27.07
Depreciation & Amortization	375,751,873	362,410,637	13,341,236	3.68
Operating Gain (Loss)	210,698,940	99,096,928	111,602,012	112.62
Non-Operating Revenue (Expenses)				
Federal and other reimbursements	2,886,176	1,513,667	1,372,509	90.67
Interest on Investments & Leases (2)	77,119,227	63,944,095	13,175,132	20.60
Interest & Fee Expenses	(203,428,616)	(202,571,450)	(857,166)	0.42
Debt Issuance Costs	(7,395,775)	(89,706)	(7,306,069)	-
Disposal of Assets and Other	(99,876)	(2,675,852)	2,575,976	(96.27)
Net Non-Operating Revenue (Expenses)	(130,918,864)	(139,879,246)	8,960,382	(6.41)
Gain (Loss) before other Revenue, Expenses and Transfers	79,780,076	(40,782,318)	120,562,394	-
Capital Contributions	3,665,421	456,396	3,209,025	-
Change in Net Position	83,445,497	(40,325,922)	123,771,419	-
Net Position, Beginning Balance	415,404,116	455,730,038	(40,325,922)	(8.85)
Net Position, Ending Balance	\$ 498,849,613	\$ 415,404,116	\$ 83,445,497	20.09

(1) Note B.

(2) Please see Page 15 for additional details.

STATEMENT OF NET POSITION
New York State Thruway Authority

AS OF
December 31
YEAR
2024

	REVENUE FUND	OPERATING FUND	OAP OPERATING FUNDS	SENIOR DEBT SERVICE FUNDS
ASSETS				
Current and Non-Current Assets:				
Cash & cash equivalents	\$ 397,073,456	\$ 53,080,142	\$ 302,105	\$ 105,128,425
Investments	-	3,850,320	-	283,042,291
Interest receivable on investments	-	-	-	-
Accounts receivable, net	160,426,337	29,361,746	-	-
Due from other funds	-	33,658,553	-	-
Material and other inventory	-	26,405,611	-	-
Prepaid insurance and expenses	-	12,834,468	-	112,436
Total current and non-current assets	557,499,793	159,190,840	302,105	388,283,152
Capital Assets:				
Land & land improvements	-	-	-	-
Construction in progress	-	-	-	-
Thruway system	-	-	-	-
Equipment	-	-	-	-
Less: accumulated depreciation	-	-	-	-
Net capital assets	-	-	-	-
Total Assets	557,499,793	159,190,840	302,105	388,283,152
DEFERRED OUTFLOWS				
Loss on bond refundings	-	-	-	-
Asset Retirement Obligations	-	-	-	-
OPEB Resources	-	44,124,467	-	-
Pension Resources	-	65,113,211	-	-
Total Deferred Outflows	-	109,237,678	-	-
LIABILITIES				
Current Liabilities:				
Accounts payable and accrued expenses	151,662,395	63,088,075	-	-
Accrued wages and benefits	-	2,174,703	-	-
Due to other funds	36,144,468	-	-	-
Unearned revenue	155,452,132	-	-	-
Accrued interest payable	-	-	-	67,230,549
Current amount due on bonds, notes, and loans	-	-	-	-
Total Current Liabilities	343,258,995	65,262,778	-	67,230,549
Long-Term Liabilities:				
Accounts payable and accrued expenses	-	1,099,563,349	-	-
Accrued wages and benefits	-	67,744,973	-	-
General revenue bonds, net of unamortized premiums	-	-	-	-
General revenue JIO, net of unamortized premiums (1)	-	-	-	-
Total Long-Term Liabilities	-	1,167,308,322	-	-
Total Liabilities	343,258,995	1,232,571,100	-	67,230,549
DEFERRED INFLOWS				
Gain on bond refundings	-	-	-	-
Leases	125,932,178	-	-	-
OPEB Resources	-	274,121,903	-	-
Pension Resources	-	33,942,088	-	-
Total Deferred Inflows	125,932,178	308,063,991	-	-
NET POSITION				
Total Net Position	\$ 88,308,620	\$ (1,272,206,573)	\$ 302,105	\$ 321,052,603

(1) JIO - Junior Indebtedness Obligation.

STATEMENT OF NET POSITION
New York State Thruway Authority

AS OF
December 31
YEAR
2024

CONSTRUCTION FUND	RESERVE MAINTENANCE FUND	JUNIOR INDEBTEDNESS FUND	FACILITIES CAPITAL IMPROVEMENT FUND	GENERAL RESERVE FUND	TOTAL 2024	TOTAL 2023
\$ 245,961,793	\$ 197,331,612	\$ 29,429,231	\$ 18,839,766	\$ 43,718,052	\$ 1,090,864,582	\$ 929,170,179
36,588,889	-	90,464,318	-	-	413,945,818	314,180,243
628,386	-	-	-	-	628,386	-
-	4,128,682	-	-	-	193,916,765	251,988,508
-	68,297,274	-	7,345,917	368,889	109,670,633	8,918,444
-	-	-	-	-	26,405,611	27,134,973
120,333	490,991	1,422,257	1,022,512	63,782	16,066,779	7,343,832
283,299,401	270,248,559	121,315,806	27,208,195	44,150,723	1,851,498,574	1,538,736,179
822,529,160	-	-	-	-	822,529,160	822,416,442
178,495,746	182,391,203	-	448,200	182,194	361,517,343	196,337,316
12,132,464,965	786,266,167	-	-	-	12,918,731,132	12,723,819,371
-	308,307,915	-	-	159,660	308,467,575	289,354,484
(6,341,694,006)	(389,041,870)	-	-	(49,222)	(6,730,785,098)	(6,471,407,406)
6,791,795,865	887,923,415	-	448,200	292,632	7,680,460,112	7,560,520,207
7,075,095,266	1,158,171,974	121,315,806	27,656,395	44,443,355	9,531,958,686	9,099,256,386
-	-	-	-	-	-	4,999,628
-	1,600,000	-	-	-	1,600,000	2,000,000
-	-	-	-	-	44,124,467	102,284,694
-	-	-	-	-	65,113,211	72,793,565
-	1,600,000	-	-	-	110,837,678	182,077,887
36,547,078	1,633,563	-	-	19,601,109	272,532,220	270,188,131
-	-	-	-	2,593	2,177,296	11,260,893
73,526,165	-	-	-	-	109,670,633	8,918,444
-	-	-	-	-	155,452,132	117,222,976
-	-	53,601,925	-	-	120,832,474	125,362,269
140,976,244	-	14,923,942	-	-	155,900,186	165,388,100
251,049,487	1,633,563	68,525,867	-	19,603,702	816,564,941	698,340,813
-	9,199,364	-	-	-	1,108,762,713	1,101,160,570
-	-	-	-	-	67,744,973	98,608,745
3,618,930,658	-	-	-	-	3,618,930,658	3,547,467,797
-	-	2,755,228,400	-	-	2,755,228,400	2,770,152,342
3,618,930,658	9,199,364	2,755,228,400	-	-	7,550,666,744	7,517,389,454
3,869,980,145	10,832,927	2,823,754,267	-	19,603,702	8,367,231,685	8,215,730,267
94,415,734	-	-	-	-	94,415,734	14,596,436
-	248,303,163	-	-	-	374,235,341	286,094,445
-	-	-	-	-	274,121,903	341,757,920
-	-	-	-	-	33,942,088	7,751,089
94,415,734	248,303,163	-	-	-	776,715,066	650,199,890
\$ 3,110,699,387	\$ 900,635,884	\$ (2,702,438,461)	\$ 27,656,395	\$ 24,839,653	\$ 498,849,613	\$ 415,404,116

FUNDS AVAILABLE FOR TRANSFER - MONTH
NEW YORK STATE THRUWAY AUTHORITY

MONTH
December
YEAR
2024

	PRESENT MONTH	
	CURRENT YEAR	PREVIOUS YEAR
TOTAL OPERATING REVENUES	\$ 92,640,926	\$ 76,739,276
P3 Investment in Service Areas	(567,098)	(459,232)
Sale of Real Estate	-	109,200
Interest earnings deposited in the Revenue Fund	2,988,236	3,561,834
Adjustment to Cash Basis	251,351	2,674,730
Revenue Retained from 2022	-	-
Revenue Retained from 2023	-	-
Revenue Redistributed - AET Transition Reserve	-	-
AVAILABLE REVENUES	<u>95,313,415</u>	<u>82,625,808</u>
Transfer to:		
Thruway Operating Fund (1)	48,936,180	43,152,704
Public Liability Claims Reserve	-	-
Environmental Remediation Reserve	-	-
Debt Service - Senior General Revenue Bonds	20,077,763	21,469,820
Reserve Maintenance Fund	14,411,498	-
Debt Service - General Revenue Junior Indebtedness Obligations	8,751,955	9,205,321
Facilities Capital Improvement Fund	-	-
General Reserve Fund	3,136,019	10,239,639
Revenue Retained - 2023	-	-
Revenue Retained - 2024	-	(1,441,676)
Revenue Retained - 2025	-	-
Debt Service Reserve - General Revenue Bonds	-	-
NET CASH REVENUES REMAINING		
AFTER TRANSFERS TO OTHER FUNDS	<u>\$ -</u>	<u>\$ -</u>

(1) The following amounts are excluded from the transfer of Thruway Revenues to the Thruway Operating Fund:

1) Claims funded via the Claims Reserve	\$ (885,054)	\$ 531,548
2) Remediation Expense funded via the Environmental Remediation Reserve	(5,410,324)	(5,519,516)
3) Costs funded by grants	1,968,033	1,492,944
4) Pension Expense (Note C)	4,167,528	15,604,012
5) Retiree Health Insurance Expense (Note D)	3,378,978	(10,905,960)
Total	<u>\$ 3,219,161</u>	<u>\$ 1,203,028</u>

FUNDS AVAILABLE FOR TRANSFER - YEAR-TO-DATE

NEW YORK STATE THRUWAY AUTHORITY

MONTH
December
YEAR
2024

	YEAR-TO-DATE	
	CURRENT YEAR	PREVIOUS YEAR
TOTAL OPERATING REVENUES	\$ 1,075,305,285	\$ 910,234,179
Investment in New Service Areas	(6,027,331)	(2,878,299)
Sale of Real Estate	1,707,100	2,396,946
Interest Revenue	41,144,306	39,665,114
Adjustment to Cash Basis	31,483,378	(9,283,881)
Revenue Retained from 2022	-	5,000,000
Revenue Retained from 2023	-	13,118,281
Revenue Redistributed - AET Transition Reserve	-	1,685,773
AVAILABLE REVENUES	<u>1,143,612,738</u>	<u>959,938,113</u>
Transfer to:		
Thruway Operating Fund (1)	414,051,860	378,366,698
Public Liability Claims Reserve	500,000	500,000
Environmental Remediation Reserve	500,000	500,000
Debt Service - Senior General Revenue Bonds	208,473,450	241,540,438
Reserve Maintenance Fund	319,592,364	119,710,087
Debt Service - General Revenue Junior Indebtedness Obligations	106,030,057	104,684,277
Facilities Capital Improvement Fund	20,000,000	18,000,000
General Reserve Fund	69,465,007	66,841,727
Revenue Retained - 2023	-	13,118,281
Revenue Retained - 2024	-	3,558,324
Revenue Retained - 2025	5,000,000	-
Debt Service Reserve - General Revenue Bonds	-	13,118,281
NET CASH REVENUES REMAINING		
AFTER TRANSFERS TO OTHER FUNDS	<u>\$ -</u>	<u>\$ -</u>

(1) The following amounts are excluded from the transfer of Thruway Revenues to the Thruway Operating Fund:

1) Claims funded via the Claims Reserve	\$ (803,182)	\$ 1,496,275
2) Remediation Expense funded via the Environmental Remediation Reserve	(4,094,744)	(4,089,572)
3) Costs Funded by grants	2,886,176	1,477,960
4) Pension Expense (Note C)	4,167,528	15,604,012
5) Retiree Health Insurance Expense (Note D)	3,378,978	(10,905,960)
Total	<u>\$ 5,534,756</u>	<u>\$ 3,582,715</u>

DEBT SERVICE
NEW YORK STATE THRUWAY AUTHORITY

AS OF
December

YEAR
2024

BONDS & NOTES	OUTSTANDING PRINCIPAL	CURRENT YEAR ACCRUAL REQUIREMENTS	CURRENT MONTH ACCRUALS	ACCRUALS YEAR TO DATE	PAYMENTS YEAR TO DATE
GENERAL REVENUE BONDS					
Principal					
Series J	\$ -	\$ -	\$ -	\$ -	\$ 560,055,000
Series K	-	-	-	-	629,375,000
Series L	366,285,000	37,450,000	3,120,833	37,450,000	35,675,000
Series M	511,130,000	14,295,000	1,191,250	14,295,000	346,495,000
Series N	450,000,000	-	-	-	-
Series O	540,090,000	-	-	-	-
Series P	1,024,320,000	55,365,000	5,033,182	55,365,000	-
Series Q	<u>520,145,000</u>	<u>-</u>	<u>-</u>	<u>-</u>	<u>-</u>
Total Principal	<u>3,411,970,000</u>	<u>107,110,000</u>	<u>9,345,265</u>	<u>107,110,000</u>	<u>1,571,600,000</u>
Interest					
Series J	January 1 & July 1	2,313,314	-	2,313,314	15,840,664
Series K	January 1 & July 1	23,832,351	-	23,832,351	39,341,820
Series L	January 1 & July 1	17,278,363	1,439,864	17,278,363	18,170,237
Series M	January 1 & July 1	17,077,166	1,320,879	17,077,166	22,285,010
Series N	January 1 & July 1	18,585,000	1,548,750	18,585,000	18,585,000
Series O	January 1 & July 1	21,463,700	1,788,642	21,463,700	21,463,700
Series P	January 1 & July 1	45,042,322	4,276,170	45,042,322	19,385,303
Series Q	January 1 & July 1	<u>4,984,723</u>	<u>1,661,574</u>	<u>4,984,723</u>	<u>-</u>
Total Interest		<u>150,576,939</u>	<u>12,035,878</u>	<u>150,576,938</u>	<u>155,071,734</u>
TOTAL GENERAL REVENUE BONDS	<u>\$ 3,411,970,000</u>	<u>\$ 257,686,939</u>	<u>\$ 21,381,143</u>	<u>\$ 257,686,938</u>	<u>\$ 1,726,671,734</u>
GENERAL REVENUE JUNIOR INDEBTEDNESS OBLIGATIONS					
Principal					
Series 2016A	\$ 849,000,000	\$ 2,000,000	\$ 166,667	\$ 2,000,000	\$ 250,000
Series 2019B	<u>1,689,235,000</u>	<u>1,260,000</u>	<u>105,000</u>	<u>1,260,000</u>	<u>1,140,000</u>
Total Principal	<u>2,538,235,000</u>	<u>3,260,000</u>	<u>271,667</u>	<u>3,260,000</u>	<u>1,390,000</u>
Interest					
Series 2016A	January 1 & July 1	40,912,250	3,335,238	40,912,250	40,917,250
Series 2019B	January 1 & July 1	<u>66,291,600</u>	<u>5,524,300</u>	<u>66,291,600</u>	<u>66,321,600</u>
Total Interest		<u>107,203,850</u>	<u>8,859,538</u>	<u>107,203,850</u>	<u>107,238,850</u>
TOTAL GENERAL REVENUE JUNIOR INDEBTEDNESS OBLIGATIONS 2016A & 2019B	<u>\$ 2,538,235,000</u>	<u>\$ 110,463,850</u>	<u>\$ 9,131,204</u>	<u>\$ 110,463,850</u>	<u>\$ 108,628,850</u>

(1) Note E.

**COMPARATIVE STATEMENT OF REVENUES AND
DEPARTMENTAL OPERATING EXPENSES TO BUDGET
NEW YORK STATE THRUWAY AUTHORITY**

MONTH
December
YEAR
2024

DEPARTMENT OR OFFICE	ANNUAL BUDGETED AMOUNT (1)	PRORATED BUDGET AMOUNT (2)	ACTUAL YTD	OVER/(UNDER) BUDGET	PERCENTAGE OVER/(UNDER)
REVENUES (3)					
Net Toll Revenue	\$ 1,020,200,000	\$ 1,020,200,000	\$ 980,349,282	\$ (39,850,718)	(3.91)
Toll Related Fees	67,100,000	67,100,000	66,186,087	(913,913)	(1.36)
Lease Revenues (4)	13,591,823	13,591,823	12,123,890	(1,467,933)	(10.80)
Other Revenues	6,625,000	6,625,000	10,618,695	3,993,695	60.28
Interest Revenues	30,100,000	30,100,000	41,144,306	11,044,306	36.69
TOTAL REVENUES	<u>1,137,616,823</u>	<u>1,137,616,823</u>	<u>1,110,422,260</u>	<u>(27,194,563)</u>	<u>(2.39) (5)</u>
OPERATING EXPENSES					
Board and Executive	668,328	668,328	690,006	21,678	3.24
Procurement Services	2,841,830	2,841,830	2,614,909	(226,921)	(7.99)
Media Relations & Communications	615,575	615,575	608,698	(6,877)	(1.12)
Strategic Excellence	656,070	656,070	577,250	(78,820)	(12.01)
Legal	2,539,396	2,539,396	2,405,936	(133,460)	(5.26)
Audit & Management Services	761,800	761,800	672,714	(89,086)	(11.69)
Administrative Services	5,951,237	5,951,237	5,682,466	(268,771)	(4.52)
Information Technology	23,896,989	23,896,989	18,829,656	(5,067,333)	(21.20)
Engineering Services	7,620,862	7,620,862	7,212,146	(408,716)	(5.36)
Maintenance & Operations					2.01
Thruway Maintenance	118,362,186	118,362,186	123,325,221	4,963,035	4.19
Equipment Maintenance	39,815,160	39,815,160	38,929,474	(885,686)	(2.22)
Traffic and Services	13,610,170	13,610,170	12,983,058	(627,112)	(4.61)
Finance and Accounts	6,351,535	6,351,535	5,679,848	(671,687)	(10.58)
Revenue Management	85,501,844	85,501,844	83,668,047	(1,833,797)	(2.14)
Subtotal	<u>309,192,982</u>	<u>309,192,982</u>	<u>303,879,429</u>	<u>(5,313,553)</u>	<u>(1.72)</u>
General Charges Undistributed	107,224,452	107,224,452	108,160,681	936,229	0.87
Total Departmental Expenses (6)	<u>416,417,434</u>	<u>416,417,434</u>	<u>412,040,110</u>	<u>(4,377,324)</u>	<u>(1.05) (5)</u>
Adjustment for Claims, Environmental Remediation & Other Provisions	N/A	N/A	5,897,926	N/A	N/A
Federal Aid and Other Reimbursements	N/A	N/A	(2,886,176)	N/A	N/A
Total Funded Thruway Operating Expenses and Provisions	416,417,434	416,417,434	415,051,860	(1,365,574)	(0.33)
State Police Operating Expense	70,793,463	70,793,463	69,267,856	(1,525,607)	(2.16) (5)
Unfunded Retiree Health Insurance (6) (7)	N/A	N/A	3,378,978	N/A	N/A
Pension Adjustment (6) (8)	N/A	N/A	4,167,528	N/A	N/A
TOTAL OPERATING EXPENSES AND PROVISIONS	<u>\$ 487,210,897</u>	<u>\$ 487,210,897</u>	<u>\$ 491,866,222</u>	<u>\$ 4,655,325</u>	<u>0.96</u>

(1) Total Annual Budgeted Amount includes Resolutions through Board Meeting Number 767 held on January 15, 2025.

(2) The December 2024 Prorated Budget for Revenues and Expenses is 100%.

(3) Revenues reported only reflect those recorded to the Revenue Fund.

(4) The Actual YTD amount does not include the Investment in new Services Areas on page 15. These investments are revenue based on accounting standards but are not resources that are available cash in nature.

(5) Note F.

(6) Note B.

(7) Note D.

(8) Note C.

CAPITAL PROGRAM SUMMARY
NEW YORK STATE THRUWAY AUTHORITY

MONTH
December
YEAR
2024

Funded From	Reserve Maintenance Fund	General Reserve Fund	Facilities Capital Improvement Fund ⁽¹⁾	Construction Fund ⁽²⁾	Summary Totals
	Capital Projects and Equipment	State Police	Governor Mario M. Cuomo Bridge	Capital Projects	
Beginning Balances	\$ 154,015,241	\$ 47,224,322	\$ 12,296,932	\$ 35,192,082	\$ 248,728,577
Receipts					
Provisions (3)	\$ 319,592,364	\$ 69,465,007	\$ 20,000,000	N/A	\$ 409,057,371
Net Proceeds from Bond Issuance	-	-	-	329,201,278	329,201,278
Auction/Settlement Proceeds	28,862	N/A	N/A	-	28,862
Interest Earnings	N/A	N/A	-	15,030,976	15,030,976
Federal and Other Aid	3,665,421	-	-	-	3,665,421
Total	\$ 323,286,647	\$ 69,465,007	\$ 20,000,000	\$ 344,232,254	\$ 756,983,908
Capital Expenditures					
January	\$ 12,982,334	\$ 23,680	\$ 544,589	\$ 12,732	\$ 13,563,335
February	12,282,917	8,122	677,283	236,819	13,205,141
March	12,755,454	1,147	446,685	4,880,172	18,083,458
April	9,599,027	33,676	772,459	4,055,760	14,460,922
May	22,848,612	41,477	1,026,217	13,178,683	37,094,989
June (4)	6,563,229	24,487	60,931	688,481	7,337,128
July	28,514,481	49,324	277,558	10,646,726	39,488,089
August	34,344,722	8,719	2,464,302	12,663,915	49,481,658
September	34,539,798	2,480	173,998	5,152,625	39,868,901
October	41,376,828	948	1,421,426	15,533,360	58,332,562
November	21,513,664	28	293,952	8,613,084	30,420,728
December	(28,594,892)	3,063	1,229,860	77,133,008	49,771,039
Subtotal	\$ 208,726,174	\$ 197,151	\$ 9,389,260	\$ 152,795,365	\$ 371,107,950
State Police Operating Expense	N/A	69,267,856	N/A	N/A	69,267,856
Total	\$ 208,726,174	\$ 69,465,007	\$ 9,389,260	\$ 152,795,365	\$ 440,375,806
Adjustments to Cash Basis					
Transfers to and from other funds	\$ (66,304,767)	\$ (3,432,954)	\$ (4,067,906)	\$ 56,360,651	\$ (17,444,976)
Change in Receivables and Payables	(4,939,335)	(73,316)	-	(438,940)	(5,451,591)
Total	\$ (71,244,102)	\$ (3,506,270)	\$ (4,067,906)	\$ 55,921,711	\$ (22,896,567)
Ending Balances	\$ 197,331,612	\$ 43,718,052	\$ 18,839,766	\$ 282,550,682	\$ 542,440,112
Budgeted					
Provisions	\$ 298,004,913	\$ 70,938,463	\$ -	N/A	\$ 368,943,376
Capital Expenditures	\$ 288,004,913	\$ 145,000	\$ 10,000,000	\$ 145,554,940	\$ 443,704,853

(1) The Facilities Capital Improvement Fund includes funds to pay Governor Mario M. Cuomo Bridge project costs. These project costs are detailed on page 12.

(2) The Construction Fund is used to account for proceeds from the issuance of General Revenue Bonds. It includes funds to pay Capital Program costs, as well as interest and issuance costs on the General Revenue Bonds, Series P.

(3) See page 8.

(4) In June 2024, the Authority implemented a new contract management and payment system resulting in an impact in monthly expense totals.

GOVERNOR MARIO M. CUOMO BRIDGE

New York State Thruway Authority

MONTH

December

YEAR

2024

	<u>Monthly</u>	<u>Year-to-Date</u>	<u>Life-to-Date</u>
Funding Sources:			
Thruway Revenues	\$ 1,229,860	\$ 9,389,260	\$ 147,286,128
Debt Proceeds	-	-	2,492,259,475
State of New York	-	-	1,200,000,000
NYS DOT	-	-	33,157,570
MTA	-	-	35,511,512
Other	-	-	1,561,452
Total Funding Sources	<u>\$ 1,229,860</u>	<u>\$ 9,389,260</u>	<u>\$ 3,909,776,137</u>
Expenditures: (1)			
Pre-Design-Build	-	-	152,801,305
Design-Build:			
Design-Build Contract	-	-	3,446,457,071
Construction Contracts	813,642	4,800,148	64,702,359
Engineering Agreements	370,914	2,762,780	172,698,179
Financial & Legal Agreements	32,319	1,253,560	6,168,497
Governmental Support Services	-	-	4,368,858
Community Benefit	-	-	9,724,598
Thruway Staff	12,985	572,528	47,807,883
Real Property Acquisitions	-	-	2,727,295
Other	-	244	2,320,092
Total Design-Build	<u>\$ 1,229,860</u>	<u>\$ 9,389,260</u>	<u>\$ 3,756,974,832</u>
Total Expenditures	<u>\$ 1,229,860</u>	<u>\$ 9,389,260</u>	<u>\$ 3,909,776,137</u>

(1) Capitalized interest costs and costs associated with work performed, but not yet paid for, are excluded from this page.

GROSS SALES OF RESTAURANTS (1)
NEW YORK STATE THRUWAY AUTHORITY

Month
December
Year
2024

GROSS SALES (Subject to audit of operator's records)

Service Area	CURRENT MONTH			YEAR-TO-DATE			
	Current Year	Previous Year	% of Change	Current Year	Previous Year	Amount of Change	% of Change
EMPIRE STATE THRUWAY PARTNERS, LLC							
Ardsley	\$ 501,045	\$ 680,109	(26.33)	\$ 8,212,773	\$ 5,156,010	\$ 3,056,763	59.29
Sloatsburg	1,154,912	8,623	-	4,115,229	3,335,337	779,892	23.38
Plattekill	1,022,832	1,360,897	(24.84)	16,584,965	11,025,983	5,558,982	50.42
Ulster	400,623	10,750	-	664,741	3,012,860	(2,348,119)	(77.94)
New Baltimore	1,378,495	1,444,855	(4.59)	18,448,556	9,151,650	9,296,906	-
Pattersonville	540,658	6,600	-	2,110,043	2,852,060	(742,017)	(26.02)
Indian Castle	354,407	458,585	(22.72)	4,741,670	7,270,066	(2,528,396)	(34.78)
Iroquois	477,423	754,419	(36.72)	9,555,062	8,320,797	1,234,265	14.83
Oneida	422,830	-	-	6,293,994	-	6,293,994	-
Chittenango	393,340	442,825	(11.17)	5,826,139	6,613,913	(787,774)	(11.91)
Junius Ponds	357,408	490,513	(27.14)	5,376,152	7,133,334	(1,757,182)	(24.63)
Clifton Springs	700,908	762,692	(8.10)	10,054,699	8,646,107	1,408,592	16.29
Seneca	219,700	219,196	0.23	3,481,147	969,159	2,511,988	-
Scottsville	214,195	6,875	-	1,935,501	1,930,062	5,439	0.28
Pembroke	620,952	602,312	3.09	8,957,223	4,097,782	4,859,441	-
Clarence	330,257	389,577	(15.23)	5,454,509	3,214,770	2,239,739	69.67
Ramapo	954,361	-	-	6,687,105	-	6,687,105	-
Modena	1,505	208,327	(99.28)	1,635,175	2,432,950	(797,775)	(32.79)
Malden	417,480	1,850	-	1,014,734	1,689,988	(675,254)	(39.96)
Guilderland	320,396	6,875	-	3,246,613	460,853	2,785,760	-
Mohawk	251	65,012	(99.61)	199,212	866,799	(667,587)	(77.02)
Schuyler	101,013	94,464	6.93	1,466,765	275,162	1,191,603	-
DeWitt	136,526	79,189	72.41	574,835	1,297,897	(723,062)	(55.71)
Warners	481,297	-	-	5,516,772	-	5,516,772	-
Port Byron	249,680	1,344	-	3,641,129	153,190	3,487,939	-
Ontario	217,996	10,250	-	705,148	1,154,238	(449,090)	(38.91)
Angola	-	27,050	(100.00)	-	994,746	(994,746)	(100.00)
TOTAL SALES	\$ 11,970,488	\$ 8,133,189	47.18	\$ 136,499,893	\$ 92,055,717	\$ 44,444,178	\$48

(1) Note G.

GALLONS OF MOTOR FUEL DELIVERED TO GAS STATIONS (1)
NEW YORK STATE THRUWAY AUTHORITY

Month
December
Year
2024

GALLONS OF MOTOR FUEL (Subject to audit of operator's records)

Service Area	CURRENT MONTH			YEAR-TO-DATE			
	Current Year	Previous Year	% of Change	Current Year	Previous Year	Amount of Change	% of Change
SUNOCO, INC.							
Ardsley	132,636	119,566	10.93	1,610,422	1,289,472	320,950	24.89
Ramapo	291,080	174,864	66.46	2,647,077	2,062,284	584,793	28.36
Sloatsburg	278,460	117,158	-	2,319,108	2,484,486	(165,378)	(6.66)
Modena	112,401	218,832	(48.64)	2,317,255	2,521,167	(203,912)	(8.09)
Plattekill	260,068	297,636	(12.62)	3,474,201	2,771,199	703,002	25.37
Ulster	205,085	103,162	98.80	1,385,867	2,207,737	(821,870)	(37.23)
Oneida	175,818	80,189	-	2,360,818	1,220,464	1,140,354	93.44
Chittenango	170,217	166,503	2.23	2,198,459	2,433,612	(235,153)	(9.66)
DeWitt	80,106	90,386	(11.37)	801,379	1,355,027	(553,648)	(40.86)
Junius Ponds	159,246	198,405	(19.74)	2,233,259	2,603,470	(370,211)	(14.22)
Clifton Springs	208,845	200,156	4.34	2,822,071	2,603,622	218,449	8.39
Ontario	144,948	63,503	-	1,347,393	1,688,615	(341,222)	(20.21)
Pembroke	303,346	240,133	26.32	3,373,997	2,321,551	1,052,446	45.33
Clarence	231,262	219,160	5.52	3,138,631	2,217,529	921,102	41.54
Angola E	74,977	95,293	(21.32)	1,365,958	1,856,348	(490,390)	(26.42)
Angola W	77,372	82,786	(6.54)	1,106,469	1,592,532	(486,063)	(30.52)
TOTAL GALLONS	2,905,867	2,467,732	17.75	34,502,364	33,229,115	1,273,249	3.83
DUNNE-MANNING, INC							
Malden	170,459	92,212	84.86	1,304,902	1,796,453	(491,551)	(27.36)
New Baltimore	334,640	353,980	(5.46)	4,509,862	3,420,588	1,089,274	31.84
Guilderland	152,366	79,388	91.93	1,759,632	1,276,465	483,167	37.85
Pattersonville	200,091	114,005	75.51	1,810,784	2,200,699	(389,915)	(17.72)
Mohawk	45,507	102,200	(55.47)	846,911	1,274,758	(427,847)	(33.56)
Indian Castle	179,951	206,896	(13.02)	2,283,505	2,758,914	(475,409)	(17.23)
Iroquois	151,372	229,934	(34.17)	2,782,491	2,582,914	199,577	7.73
Schuyler	68,515	67,510	1.49	1,072,387	720,598	351,789	48.82
Warners	186,502	80,998	-	2,227,612	1,223,248	1,004,364	82.11
Port Byron	138,302	69,002	-	1,902,748	1,066,476	836,272	78.41
Seneca	132,200	114,864	15.09	1,839,836	1,195,656	644,180	53.88
Scottsville	117,555	51,886	-	1,386,526	1,551,125	(164,599)	(10.61)
TOTAL GALLONS	1,877,460	1,562,875	20.13	23,727,196	21,067,894	2,659,302	12.62
GRAND TOTALS							
GALLONS	4,783,327	4,030,607	18.68	58,229,560	54,297,009	3,932,551	7.24

(1) The closure and reopening of service area restaurant locations has impacted gallons delivered to the gas stations at those locations when comparing 2023 and 2024.

LEASE REVENUES							Month	
NEW YORK STATE THRUWAY AUTHORITY							December	
							Year	
							2024	
CURRENT YEAR - YEAR TO DATE			PREVIOUS YEAR - YEAR TO DATE					
Leasee Lease Number - Lease Term	Lease Revenue	Interest Income	Total Revenue	Lease Revenue	Interest Income	Total Revenue	Change in Total Revenue	% of Change
FIBER OPTIC USER AGREEMENTS/SHORT-TERM USE PERMITS								
AT&T Corp. X010721 - 6/10/24-6/9/54	\$ 230,511	\$ 174,854	\$ 405,365	\$ -	\$ -	\$ -	\$ 405,365	-
Crosslake Fiber USA LP X010734 - 9/30/22-9/29/45	14,209	7,501	21,710	-	-	-	21,710	-
Crown Castle Fiber LLC X010623 - 9/30/22-9/29/45	40,455	-	40,455	40,455	-	40,455	-	-
ErieNET Local Development Corporation X010725 - 5/2/24-5/1/44	3,065	1,982	5,047	-	-	-	5,047	-
FirstLight Fiber, Inc. X010629 - 10/11/22-10/10/42	91,441	65,231	156,672	91,441	66,394	157,835	(1,163)	(0.74)
Level 3 Communications, LLC X010619 - 2/18/22-2/17/42 (1)	1,626,274	95,251	1,721,525	4,011,115	1,193,794	5,204,909	(3,483,384)	(66.92)
Level 3 Communications, LLC X010620 - 3/23/22-3/22/27	703,272	13,351	716,623	703,272	18,747	722,019	(5,396)	(0.75)
MCI Communications LLC X010624 - 11/22/22-11/21/25	211,104	2,432	213,536	211,104	4,903	216,007	(2,471)	(1.14)
MCI Communications LLC X010625 - 12/20/22-12/19/32	1,234,750	345,545	1,580,295	1,234,749	374,593	1,609,342	(29,047)	(1.80)
New York State Office of Information Technology Services X010621 - 10/9/20-10/8/30 (2)	2,006,222	295,781	2,302,003	-	-	-	2,302,003	-
Power Authority of the State of New York X010566 - 11/2/21-11/2/41	187,047	66,419	253,466	194,217	68,531	262,748	(9,282)	(3.53)
PEG Bandwidth NY Telephone Corp. X010628 - 7/20/22-7/20/42	108,536	62,543	171,079	108,537	63,706	172,243	(1,164)	(0.68)
PEG Bandwidth NY Telephone Corp. X010675 - 8/3/22-8/2/27	331,247	30,065	361,312	331,250	39,846	371,096	(9,784)	(2.64)
QCSTelecom, Inc. X010630 - 2/18/22-2/17/42	86,540	36,628	123,168	86,541	37,666	124,207	(1,039)	(0.84)
Rogers Telecom (US) Inc. X010627 - 9/30/22-9/29/42	1,073,884	724,358	1,798,242	1,074,009	737,575	1,811,584	(13,342)	(0.74)
Zayo Group LLC X010622 - 2/18/22-2/17/42	88,028	7,398	95,426	88,028	7,607	95,635	(209)	(0.22)
Short-term User Permits	(168,947)	-	(168,947)	-	-	-	(168,947)	-
Total	\$ 7,867,638	\$ 1,929,339	\$ 9,796,977	\$ 8,174,718	\$ 2,613,362	\$ 10,788,080	\$ (991,103)	(9.19)
PUBLIC-PRIVATE PARTNERSHIP/LEASES - SERVICE AREA RESTAURANTS								
Empire State Thruway Partners, LLC X010535 - 3/30/21-6/30/54								
Rent provisions	\$ 1,285,609	\$ 920,356	\$ 2,205,965	\$ 1,079,942	\$ 914,549	\$ 1,994,491	\$ 211,474	10.60
Investment in new Service Areas	6,027,331	-	6,027,331	2,878,300	-	2,878,300	3,149,031	109.41
Total	\$ 7,312,940	\$ 920,356	\$ 8,233,296	\$ 4,090,856	\$ 914,549	\$ 5,005,405	\$ 3,227,891	64.49
FUEL STATION LEASES								
Sunoco, Inc. X100845 - 4/1/07-3/31/27	\$ 1,020,416	\$ 83,478	\$ 1,103,894	\$ 912,168	\$ 106,102	\$ 1,018,270	\$ 85,624	8.41
Dunne-Manning, Inc. X100844 - 4/1/07-3/31/27	1,950,227	164,920	2,115,147	2,012,601	209,613	2,222,214	(107,067)	(4.82)
Total	\$ 2,970,643	\$ 248,398	\$ 3,219,041	\$ 2,924,769	\$ 315,715	\$ 3,240,484	\$ (21,443)	(0.66)
Total Fiber Optic User Fees	\$ 7,867,638	\$ 1,929,339	\$ 9,796,977	\$ 8,174,718	\$ 2,613,362	\$ 10,788,080	\$ (991,103)	(9.19)
Total Service Areas	\$ 10,283,583	\$ 1,168,754	\$ 11,452,337	\$ 7,015,625	\$ 1,230,264	\$ 8,245,889	\$ 3,206,448	38.89
GRAND TOTALS	\$ 18,151,221	\$ 3,098,093	\$ 21,249,314	\$ 15,190,343	\$ 3,843,626	\$ 19,033,969	\$ 2,215,345	11.64
(1) An amendment executed in October 2023 was accounted for in June 2024. A restatement of 2023 is not needed, the financial impact of the amendment between October 2023 and June 2024 is accounted for fully in June 2024.								
(2) This User Agreement was executed on March 26, 2024, with an effective date of October 9, 2020. The financial activity from the effective date through December 31, 2023, was fully recognized in 2024.								

NOTES TO FINANCIAL REPORT
NEW YORK STATE THRUWAY AUTHORITY

MONTH	December
YEAR	2024

NOTE A - TOTAL REVENUES (pages 1 & 2):

Total revenues for the month are \$92,640,926 an increase of \$15,901,650 or 20.72%. Toll revenues for the month are \$83,387,379 an increase of \$14,839,155 or 21.65%. Total toll revenues increased for December 2024 compared to December 2023 due to a Thruway wide toll adjustment implemented on January 1, 2024.

Total revenues year-to-date are \$1,075,305,285 an increase of \$165,071,106 or 18.14%. Toll revenues year-to-date are \$980,349,283 an increase of \$154,890,506 or 18.76%. Year-to-date passenger revenues increased \$128,348,026 or 27.90% and commercial revenues increased \$78,752,448 or 21.55%.

Total revenues year-to-date includes a non-recurring adjustment of (\$52,209,968) attributed to changing the method used to estimate an allowance for uncollectible tolls.

Breakout of non-recurring estimate allowance for uncollectible tolls:

<u>Barrier</u>	<u>Passenger</u>	<u>Commercial</u>	<u>Total</u>
Interchange	\$ (16,392,043)	\$ (10,928,029)	\$ (27,320,072)
Grand Island Bridges	(1,227,175)	(818,116)	(2,045,291)
Gov. Mario M. Cuomo Bridge	(9,657,502)	(6,438,335)	(16,095,837)
Yonkers Barrier	(888,597)	(592,398)	(1,480,995)
New Rochelle Barrier	(1,651,386)	(1,100,924)	(2,752,310)
Spring Valley Barrier	(696,174)	(464,116)	(1,160,290)
Harriman Barrier	(813,104)	(542,069)	(1,355,173)
Totals	<u>\$ (31,325,981)</u>	<u>\$ (20,883,987)</u>	<u>\$ (52,209,968)</u>

NOTE B - TOTAL DEPARTMENTAL OPERATING EXPENSES (pages 4):

For the year, Departmental Operating Expenses are \$419,586,616, an increase of \$37,637,203 or 9.85% compared with December 2023.

A summary of changes in Departmental Operating Expenses is as follows:

Personal Services Summary:

Personal Services	\$ 2,868,384
Allocations	(834,622)
Fringe Benefits:	
Health Insurance - Unfunded	14,284,938
Health Insurance - Funded	9,575,242
Pensions - Funded	4,294,324
Survivors' Benefits	323,000
Social Security	140,480
Unemployment Insurance	3,089
Workers' Compensation	(414,970)
Employee Benefit Fund	(4,792,329)
Pensions - Unfunded	(11,436,484)
Total Increase (Decrease) Personal Services	<u>\$ 14,011,052</u>

NOTES TO FINANCIAL REPORT
NEW YORK STATE THRUWAY AUTHORITY

MONTH
December

YEAR
2024

NOTE B - TOTAL DEPARTMENTAL OPERATING EXPENSES (pages 4): (continued)

Non-Personal Services Summary:

Highway and Bridge Maintenance Expense	\$ 7,099,913
Property Damage Repairs	4,353,579
E-Zpass Administration	3,452,190
Professional Fees, including Fiber Optic Marketing Fees	3,219,508
Tolls By Mail Administration	3,032,073
Snow & Ice Control	2,508,459
Insurance Premium and Surety Bonds	1,393,019
Building Maintenance	1,360,015
Special Contracts	831,466
Automotive Supplies	464,327
Short Term Virtual Leases	328,814
Dues, Books and Subscriptions	289,315
Work Zone Safety Program	282,383
Rentals	225,800
Communication Equipment Replacement	223,213
Reimbursement to Civil Service	174,630
Provision for Doubtful A/R	171,467
Concession Utility	117,348
Inventory Reserve	(133,980)
Prompt Payment Interest, Penalties & Fees	(135,617)
Fiber Maintenance	(147,916)
Computer Equipment Replacement	(168,275)
Telephone	(174,328)
Employee Development	(186,292)
Fuel	(300,173)
Maintenance & Repair to Equipment	(470,478)
Natural Gas	(485,469)
Employee Vacation Leave	(757,300)
Reimbursement by Claim	(1,027,350)
Claims and Indemnity	(2,299,457)
Other Maintenance and Operating individually <\$100,000	385,267
Total Increase (Decrease) Non-Personal Services	<u>\$ 23,626,151</u>
 Total Increase (Decrease)	 <u>\$ 37,637,203</u>

A comparison of General Charges Undistributed for the year is as follows:

	<u>YTD 2024</u>	<u>YTD 2023</u>	<u>CHANGE</u>
Pensions - Funded	\$ 20,400,000	\$ 16,110,000	\$ 4,290,000
Pensions - Unfunded	4,167,528	15,604,012	(11,436,484)
Total Pension Expense (Note C)	<u>24,567,528</u>	<u>31,714,012</u>	<u>(7,146,484)</u>
 Health Insurance - Retirees - Funded	 36,318,000	 38,738,333	 (2,420,333)
Health Insurance - Retirees - Unfunded	3,378,978	(10,905,960)	14,284,938
Total Retiree Health Insurance Expense (Note D)	<u>39,696,978</u>	<u>27,832,373</u>	<u>11,864,605</u>
 Health Insurance - Active Employees	 37,786,947	 25,791,371	 11,995,576
Employee Benefit Fund	738,423	5,530,753	(4,792,330)
Social Security	10,811,194	10,670,714	140,480
Compensation Insurance	6,076,017	6,490,988	(414,971)
Unemployment Insurance	48,479	45,390	3,089
Survivor's Benefits	1,090,000	767,000	323,000
Benefits Allocated to Other Funds	(9,396,197)	(9,251,963)	(144,234)
Insurance Premiums	6,209,135	4,816,116	1,393,019
Reimbursement to Civil Service	661,807	487,176	174,631
Professional Services	849,269	511,630	337,639
Lease Expense	229,954	(16,545)	246,499
Environmental Expense	456,398	514,508	(58,110)
Net Remediation Expense	(4,094,744)	(4,089,572)	(5,172)
Reimbursement from NYPA	-	-	-
Employees Vacation Expense	138,400	895,700	(757,300)
Inventory Obsolescence	132,934	266,915	(133,981)
Prov for Doubtful AR	157,467	(14,000)	171,467
Other	350,380	408,523	(58,143)
Totals	<u>\$ 115,707,187</u>	<u>\$ 104,867,364</u>	<u>\$ 10,839,823</u>

NOTES TO FINANCIAL REPORT
NEW YORK STATE THRUWAY AUTHORITY

MONTH
December
 YEAR
2024

NOTE C - PENSIONS (pages 7, 8 & 10):

The Authority's financial results comply with Government Accounting Standards Board Statement 68 (GASB 68) "Accounting and Financial Reporting for Pensions" and GASB 71, "Pension Transition for Contributions Made Subsequent to the Measurement Date."

GASB 68 and 71 establish accounting and financial reporting standards for pensions provided to Thruway Authority employees via the New York State and Local Employees' Retirement System (NYSLRS). These accounting standards require the net pension liability for the entire NYSLRS to be measured as a portion of the present value of projected payments to be provided through the pension plan to current active and inactive employees that is attributed to those employees' past periods of service (total pension liability), less the amount of the pension plan's fiduciary net position. A proportionate share of this net pension liability is then allocated to the Thruway Authority based on Thruway Authority's pensionable wages in comparison to the NYSLRS's total pensionable wages.

To comply with GASB 68 and 71, our financial statements may include an adjustment to reflect the difference between the amount of revenues set aside to fund contributions to NYSLRS and the expense reported to comply with GASB 68 and 71.

	<u>YTD 2024</u>	<u>YTD 2023</u>
Revenues set aside for the annual required contribution for pensions	\$ 20,400,000	\$ 16,110,000
Adjustment to pension expense to comply with GASB 68 & 71	4,167,528	15,604,012
YTD Pension Expense	<u>\$ 24,567,528</u>	<u>\$ 31,714,012</u>

NOTE D - RETIREE HEALTH INSURANCE (pages 7, 8 & 10):

The Authority's financial results comply with Government Accounting Standards Board Statement 75 (GASB 75) "Accounting and Financial Reporting for Postemployment Benefits Other Than Pensions." GASB 75 establishes accounting and reporting standards for "other post-employment benefits" offered by state and local governments. Other post-employment benefits (OPEB) are employee benefits other than pensions that are received after employment ends. OPEB benefits provided by the Authority consist of medical and prescription drug benefits provided via the New York State Health Insurance Program (NYSHIP).

The Authority is required to fund payments to NYSHIP to provide health insurance coverage, in the current year, for our current retirees. To comply with GASB 75, our financial statements may include an adjustment to reflect the difference between the amount paid to NYSHIP for retiree health insurance coverage and the expense reported to comply with GASB 75.

	<u>YTD 2024</u>	<u>YTD 2023</u>
Actual NYSHIP Contributions	\$ 36,318,000	\$ 38,738,333
Adjustment to comply with GASB 75	3,378,978	(10,905,960)
YTD OPEB Expense	<u>\$ 39,696,978</u>	<u>\$ 27,832,373</u>

NOTES TO FINANCIAL REPORT
NEW YORK STATE THRUWAY AUTHORITY

MONTH December
YEAR 2024

NOTE E - DEBT ISSUANCE (page 9):

On February 15, 2024, the Authority issued General Revenue Bonds – Series P, which generated proceeds of \$1.02 billion. These proceeds were used to: (1) fund a portion of the Authority’s Multi-Year Capital Program; (2) make a deposit to the Senior Debt Service Reserve Fund; (3) fund capitalized interest on the Series P bonds; (4) refund certain amount of the Authority’s Series J Bonds; (5) purchase certain tendered bonds of the Authority’s Series M bonds; and (6) pay bond issuance costs.

Of the \$1.02 billion, \$303.0 million is to fund the multi-year capital program, \$466.6 million is for the refunding of the Series J bonds, and \$254.7 is for the tender of the Series M bonds.

On October 22, 2024, the Authority issued General Revenue Refunding Bonds – Series Q, which generated proceeds of \$520.15 million. These proceeds were used to: (1) refund a certain amount of the Authority’s Series K Bonds; and (2) pay bond issuance costs.

NOTE F - REVENUE, DEPARTMENTAL OPERATING EXPENSES AND BUDGET (page 10):

Year to date revenues are under the revised 2024 budget forecast by \$27,194,563, or 2.39%. This is due to a new methodology implemented in November to calculate the allowance for doubtful accounts for outstanding Tolls by Mail invoices. Please see Note A for more information. This is partially offset by traffic exceeding forecasted levels and higher than anticipated interest rates.

Year to date operating expenses are under budget by \$4,377,324 or 1.05%. This is primarily due to lower than budgeted remediation expense, personal service, fiber marketing fees, cashless tolling costs and snow/ice control costs. These are offset by higher than budgeted repairs due to accidents from bridge hits, highway and bridge operating contracts as well as automotive costs.

Year to date State Police Operating Expenses are under budget by \$1,525,607 or 2.16%. This is primarily due to lower than budgeted personal service costs and automobile purchases.

NOTES TO FINANCIAL REPORT
NEW YORK STATE THRUWAY AUTHORITY

MONTH December
YEAR 2024

NOTE G - SERVICE AREAS (pages 13, 14 & 15):

In January 2021 the Authority entered into a 33-year agreement with Empire State Thruway Partners, LLC (Empire) for the design, construction, finance, operation, and maintenance of the Authority's 27 Service Areas. Empire will rebuild 23 of the 27 service area restaurant buildings and perform significant renovations to the remaining four. Empire's initial investment to rebuild and renovate the service areas is estimated to be \$300 million. Additionally, over the life of the agreement Empire will invest another \$99 million into future renovations and improvements.

The construction work is occurring in two phases as detailed below. Phase 1 began in July 2021 when Empire assumed control of 16 service areas previously operated by HMSHost Corporation and Delaware North Corporation. Phase 2 began in January 2023 when Empire assumed control of the remaining 11 service areas that were operated by McDonald's Corporation until December 2022.

Commencing with the reopening of each new restaurant building, the agreement requires Empire to pay rent calculated as a percentage of gross sales, subject to a guaranteed annual minimum per location. In addition, the agreement has ancillary rent provisions tied to the operation of commercial vehicle fueling stations at 5 of the service areas and advertising opportunities at all service areas. Sales generated by Empire during the operation of a restaurant prior to reconstruction (interim operations) are not subject to rent provisions. Over the life of the agreement, base rent calculated as a percentage of sales is forecasted to be \$85 million, of which \$51 million is guaranteed.

	<u>Service Area</u>	<u>Status</u>	<u>Anticipated/Actual Re-Opening</u>
Phase 1	Indian Castle	Re-opened	August 6, 2022
	Chittenango	Re-opened	September 12, 2022
	Junius Ponds	Re-opened	October 6, 2022
	Iroquois	Re-opened	February 14, 2023
	Clifton Springs	Re-opened	March 28, 2023
	Plattekill	Re-opened	May 3, 2023
	Ardsley	Re-opened	June 8, 2023
	Clarence	Re-opened	June 28, 2023
	New Baltimore	Re-opened	June 29, 2023
	Pembroke	Re-opened	July 13, 2023
	Seneca	Re-opened	September 8, 2023
	Oneida	Re-opened	January 10, 2024
	Scottsville	Re-opened	June 25, 2024
	Sloatsburg	Re-opened	September 10, 2024
	Pattersonville	Re-opened	September 24, 2024
	Ulster	Re-opened	November 6, 2024
Phase 2	Schuyler	Re-opened	October 30, 2023
	Port Byron	Re-opened	February 19, 2024
	Warners	Re-opened	March 25, 2024
	Guilderland	Re-opened	May 8, 2024
	Ramapo	Re-opened	June 26, 2024
	Dewitt	Re-opened	September 17, 2024
	Ontario	Re-opened	October 2, 2024
	Malden	Re-opened	October 8, 2024
	Mohawk	Re-opened	February 11, 2025
	Angola	Under Construction	Quarter 1 2025
	Modena	Under Construction	Quarter 4 2025

**VEHICLE TRIPS AND MILES
NEW YORK STATE THRUWAY AUTHORITY**

MONTH
December
YEAR
2024

LOCATION / TYPE OF TRAFFIC	PRESENT MONTH			YEAR-TO-DATE		
	CURRENT YEAR	PREVIOUS YEAR (3)	% OF CHANGE	CURRENT YEAR	PREVIOUS YEAR (3)	% OF CHANGE
PASSENGER						
Woodbury to Buffalo, Exits 15-50	16,542,574	16,166,961	2.32	215,850,191	211,660,438	1.98
Erie Section, Exits 55-61	1,345,842	1,428,117	(5.76)	18,736,349	18,531,325	1.11
Grand Island Bridges	955,183	985,487	(3.08)	13,246,789	12,986,657	2.00
Gov. Mario M. Cuomo Bridge (1)	1,770,217	1,752,684	1.00	21,589,369	21,440,780	0.69
Yonkers Barrier	1,253,671	1,248,097	0.45	15,278,673	14,916,415	2.43
New Rochelle Barrier (1)	1,506,011	1,484,538	1.45	18,207,755	18,152,532	0.30
Spring Valley Barrier (1)	7,408	6,958	6.47	121,096	118,221	2.43
Harriman Barrier	1,224,028	1,193,960	2.52	14,904,659	14,831,685	0.49
	<u>24,604,934</u>	<u>24,266,802</u>	<u>1.39</u>	<u>317,934,881</u>	<u>312,638,053</u>	<u>1.69</u>
COMMERCIAL						
Woodbury to Buffalo, Exits 15-50	3,494,227	3,498,521	(0.12)	45,419,829	45,524,061	(0.23)
Erie Section, Exits 55-61	271,176	279,561	(3.00)	3,734,112	3,740,033	(0.16)
Grand Island Bridges	118,659	110,622	7.27	1,573,320	1,494,629	5.26
Gov. Mario M. Cuomo Bridge (1)	191,624	196,625	(2.54)	2,482,499	2,560,963	(3.06)
Yonkers Barrier	223,371	220,931	1.10	2,807,580	2,820,926	(0.47)
New Rochelle Barrier (1)	185,286	185,709	(0.23)	2,344,581	2,401,616	(2.37)
Spring Valley Barrier (1)	165,460	159,395	3.81	2,073,790	2,102,610	(1.37)
Harriman Barrier	142,884	139,102	2.72	1,809,597	1,776,716	1.85
	<u>4,792,687</u>	<u>4,790,466</u>	<u>0.05</u>	<u>62,245,308</u>	<u>62,421,554</u>	<u>(0.28)</u>
NON-REVENUE						
Woodbury to Buffalo, Exits 15-50	124,650	111,748	11.55	1,400,446	1,333,208	5.04
Erie Section, Exits 55-61	13,569	10,770	25.99	129,788	117,759	10.21
Grand Island Bridges	4,595	4,214	9.04	55,674	50,278	10.73
Gov. Mario M. Cuomo Bridge (1)	5,919	9,833	(39.80)	69,172	115,894	(40.31)
Yonkers Barrier	6,038	5,242	15.19	66,097	64,199	2.96
New Rochelle Barrier (1)	3,688	3,489	5.70	42,894	41,134	4.28
Spring Valley Barrier (1)	763	1,710	(55.38)	7,800	19,467	(59.93)
Harriman Barrier	4,852	4,954	(2.06)	55,733	61,042	(8.70)
	<u>164,074</u>	<u>151,960</u>	<u>7.97</u>	<u>1,827,604</u>	<u>1,802,981</u>	<u>1.37</u>
COMMUTER						
Woodbury to Buffalo, Exits 15-50	420,784	430,412	(2.24)	5,054,099	4,898,525	3.18
Erie Section, Exits 55-61	45,134	49,954	(9.65)	573,800	553,950	3.58
Grand Island Bridges	662,123	677,815	(2.32)	8,317,614	8,376,252	(0.70)
Gov. Mario M. Cuomo Bridge (1)	353,173	337,323	4.70	4,351,207	4,241,084	2.60
Yonkers Barrier	42,835	41,965	2.07	522,527	519,749	0.53
New Rochelle Barrier (1)	20,136	19,614	2.66	247,849	250,258	(0.96)
Spring Valley Barrier (1)	-	-	-	-	-	-
Harriman Barrier	100,293	97,909	2.43	1,168,830	1,217,331	(3.98)
	<u>1,644,478</u>	<u>1,654,992</u>	<u>(0.64)</u>	<u>20,235,926</u>	<u>20,057,149</u>	<u>0.89</u>
TOTAL TRIPS	31,206,173	30,864,220	1.11	402,243,719	396,919,737	1.34
VEHICLE MILES						
Exits 15-61	449,026,201	446,618,978	0.54	6,036,939,891	5,934,030,054	1.73
New York Division Bridges and Barriers (est)	129,305,701	128,463,644	0.66	1,580,017,221	1,588,750,001	(0.55)
Williamsville-Lackawanna	29,414,417	29,939,427	(1.75)	393,652,743	388,587,169	1.30
Buffalo Division Bridges (est) (2)	17,359,650	17,829,120	(2.63)	231,377,230	229,639,140	0.76
Non-Revenue Bridges & Barriers	402,980	365,343	10.30	4,630,017	4,470,719	3.56
Non-Revenue Exits 15-61	1,803,431	1,516,391	18.93	19,132,448	13,232,659	44.59
TOTAL MILES	627,312,380	624,732,903	0.41	8,265,749,550	8,158,709,742	1.31
AVERAGE TRIP LENGTH ON TOLL TICKET SYSTEM						
Passenger	19.36	19.43	(0.36)	19.83	19.75	0.41
Commercial	24.89	25.41	(2.05)	25.90	25.85	0.19
Overall	20.30	20.44	(0.68)	20.86	20.78	0.38

(1) Statistics reflect one way traffic, two way miles.

(2) Includes South Grand Island Bridge and North Grand Island Bridge.

(3) Traffic was revised from previous 2023 published report

**E-ZPASS VEHICLE TRIPS
NEW YORK STATE THRUWAY AUTHORITY**

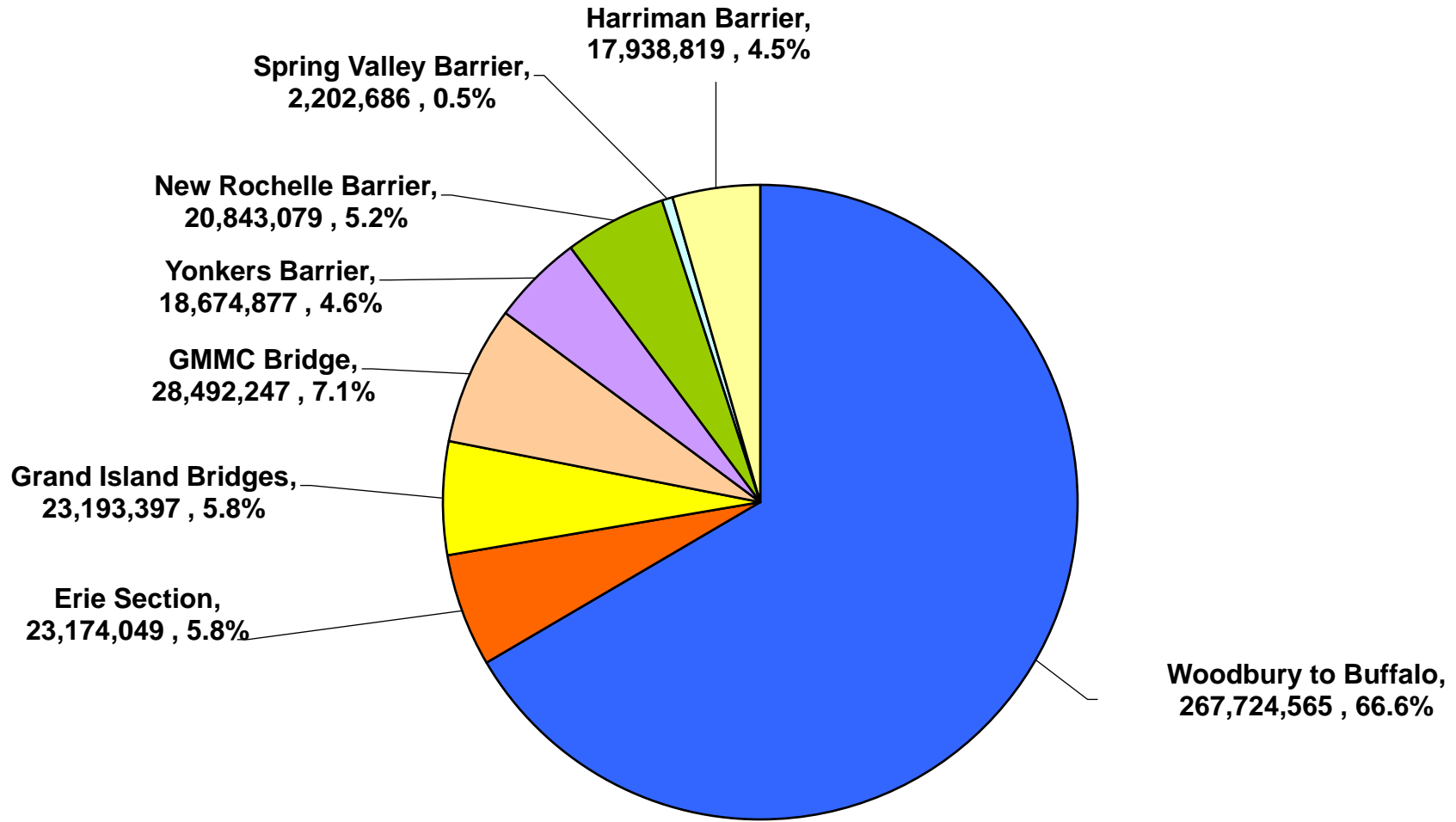
MONTH
December
YEAR
2024

LOCATION / TYPE OF TRAFFIC	PRESENT MONTH			YEAR-TO-DATE		
	CURRENT YEAR	PREVIOUS YEAR (1)	% OF CHANGE	CURRENT YEAR	PREVIOUS YEAR (1)	% OF CHANGE
<u>PASSENGER</u>						
Woodbury to Buffalo, Exits 15-50	14,014,784	13,632,163	2.81	177,894,673	173,302,593	2.65
Erie Section, Exits 55-61	1,099,238	1,153,038	(4.67)	14,953,599	14,447,804	3.50
Grand Island Bridges	685,579	694,131	(1.23)	9,256,996	8,955,406	3.37
Gov. Mario M. Cuomo Bridge	1,571,274	1,556,207	0.97	18,983,782	18,849,039	0.71
Yonkers Barrier	1,135,607	1,129,868	0.51	13,721,275	13,418,552	2.26
New Rochelle Barrier	1,325,248	1,302,254	1.77	15,887,825	15,791,544	0.61
Spring Valley Barrier	5,134	4,781	7.38	87,057	84,928	2.51
Harriman Barrier	1,097,437	1,070,636	2.50	13,320,335	13,302,739	0.13
	20,934,301	20,543,078	1.90	264,105,542	258,152,605	2.31
<u>COMMERCIAL</u>						
Woodbury to Buffalo, Exits 15-50	3,126,809	3,170,941	(1.39)	40,399,117	40,705,965	(0.75)
Erie Section, Exits 55-61	240,077	250,617	(4.21)	3,298,139	3,291,056	0.22
Grand Island Bridges	105,317	100,081	5.23	1,390,680	1,343,278	3.53
Gov. Mario M. Cuomo Bridge	169,997	175,300	(3.03)	2,195,296	2,276,610	(3.57)
Yonkers Barrier	201,341	200,009	0.67	2,521,524	2,535,871	(0.57)
New Rochelle Barrier	164,717	165,696	(0.59)	2,072,630	2,136,308	(2.98)
Spring Valley Barrier	149,900	144,428	3.79	1,871,120	1,903,331	(1.69)
Harriman Barrier	129,103	127,237	1.47	1,641,694	1,623,071	1.15
	4,287,261	4,334,309	(1.09)	55,390,200	55,815,490	(0.76)
<u>NON-REVENUE</u>						
Woodbury to Buffalo, Exits 15-50	124,650	111,748	11.55	1,400,446	1,333,208	5.04
Erie Section, Exits 55-61	13,569	10,770	25.99	129,788	117,759	10.21
Grand Island Bridges	4,595	4,214	9.04	55,674	50,278	10.73
Gov. Mario M. Cuomo Bridge	5,919	9,833	(39.80)	69,172	115,894	(40.31)
Yonkers Barrier	6,038	5,242	15.19	66,097	64,199	2.96
New Rochelle Barrier	3,688	3,489	5.70	42,894	41,134	4.28
Spring Valley Barrier	763	1,710	(55.38)	7,800	19,467	(59.93)
Harriman Barrier	4,852	4,954	(2.06)	55,733	61,042	(8.70)
	164,074	151,960	7.97	1,827,604	1,802,981	1.37
<u>COMMUTER</u>						
Woodbury to Buffalo, Exits 15-50	420,784	430,412	(2.24)	5,054,099	4,898,525	3.18
Erie Section, Exits 55-61	45,134	49,954	(9.65)	573,800	553,950	3.58
Grand Island Bridges	662,123	677,815	(2.32)	8,317,614	8,376,252	(0.70)
Gov. Mario M. Cuomo Bridge	353,173	337,323	4.70	4,351,207	4,241,084	2.60
Yonkers Barrier	42,835	41,965	2.07	522,527	519,749	0.53
New Rochelle Barrier	20,136	19,614	2.66	247,849	250,258	(0.96)
Spring Valley Barrier	-	-	-	-	-	-
Harriman Barrier	100,293	97,909	2.43	1,168,830	1,217,331	(3.98)
	1,644,478	1,654,992	(0.64)	20,235,926	20,057,149	0.89
TOTAL TRIPS	27,030,114	26,684,339	1.30	341,559,272	335,828,225	1.71
% of E-ZPass Trips to Total Trips	86.62	86.46		84.91	84.61	

(1) Traffic was revised from previous 2023 published report

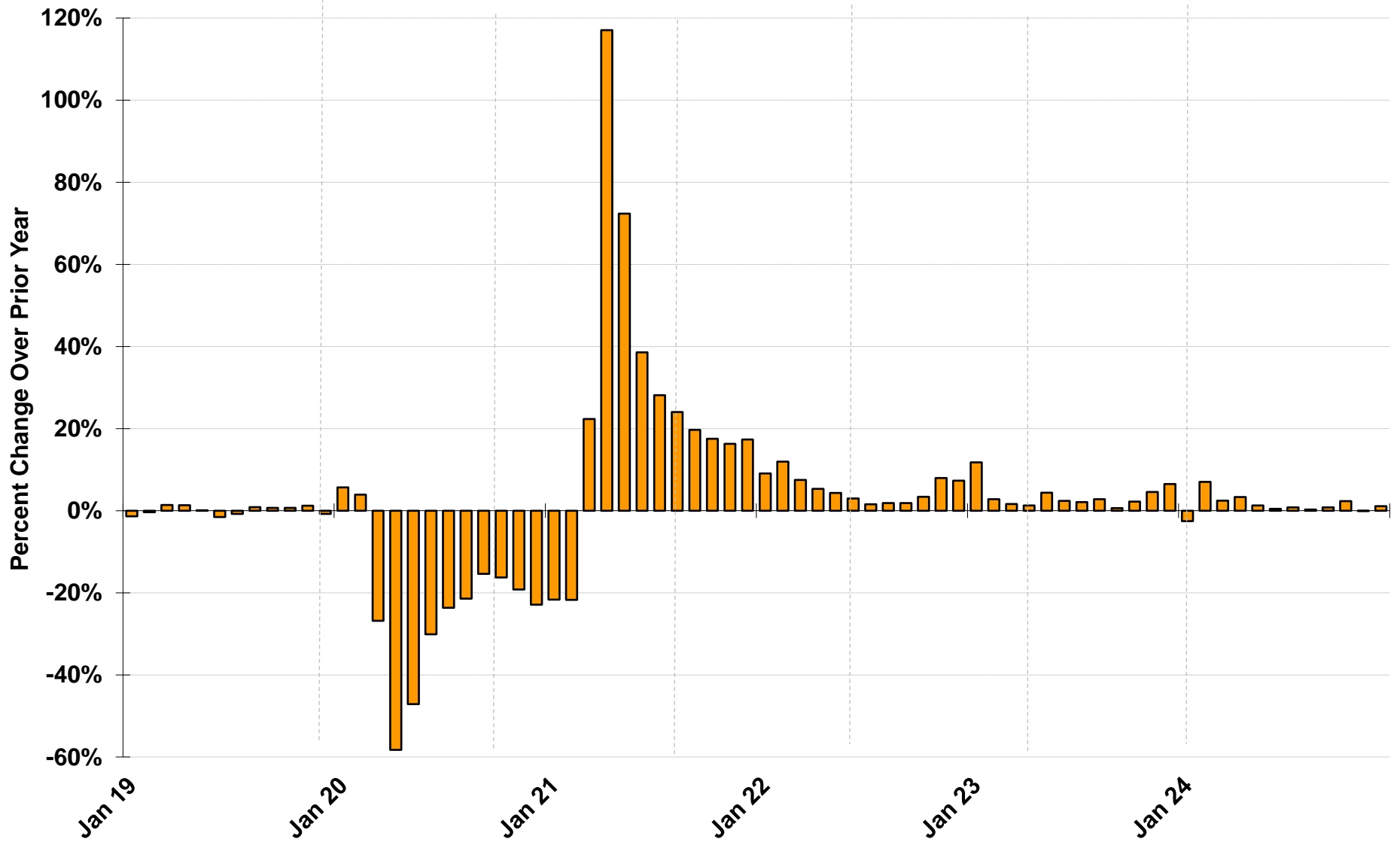
E-ZPASS REVENUE						MONTH	
NEW YORK STATE THRUWAY AUTHORITY						December	
						YEAR	
						2024	
LOCATION / TYPE OF TRAFFIC	PRESENT MONTH			YEAR-TO-DATE			
	CURRENT YEAR	PREVIOUS YEAR	% OF CHANGE	CURRENT YEAR	PREVIOUS YEAR	% OF CHANGE	
<u>PASSENGER</u>							
Exits 15-61	\$ 19,033,838	\$ 18,906,278	0.67	\$ 242,159,288	\$ 202,368,939	19.66	
Grand Island Bridges	908,944	812,871	11.82	11,748,362	9,709,830	20.99	
Gov. Mario M. Cuomo Bridge	13,149,592	10,843,836	21.26	149,602,919	121,074,787	23.56	
Yonkers Barrier	1,727,964	1,573,827	9.79	19,728,974	17,428,529	13.20	
New Rochelle Barrier	2,901,851	2,568,364	12.98	33,123,024	29,093,445	13.85	
Spring Valley Barrier	27,342	16,919	61.61	413,955	277,464	49.19	
Harriman Barrier	<u>1,776,148</u>	<u>1,509,831</u>	<u>17.64</u>	<u>20,450,336</u>	<u>17,427,438</u>	<u>17.35</u>	
Passenger Tolls	39,525,679	36,231,926	9.09	477,226,858	397,380,432	20.09	
<u>COMMERCIAL</u>							
Exits 15-61	23,302,050	21,245,504	9.68	308,962,327	249,039,264	24.06	
Grand Island Bridges	402,928	313,774	28.41	5,248,373	4,187,414	25.34	
Gov. Mario M. Cuomo Bridge	7,368,619	5,620,829	31.09	94,519,355	72,854,798	29.74	
Yonkers Barrier	699,085	536,284	30.36	8,540,676	6,680,165	27.85	
New Rochelle Barrier	1,174,557	894,196	31.35	14,330,700	11,440,406	25.26	
Spring Valley Barrier	1,599,658	1,227,396	30.33	19,455,124	15,422,473	26.15	
Harriman Barrier	<u>490,121</u>	<u>367,978</u>	<u>33.19</u>	<u>6,097,953</u>	<u>4,674,983</u>	<u>30.44</u>	
	35,037,018	30,205,961	15.99	457,154,508	364,299,503	25.49	
Less Volume Discount	<u>2,825,682</u>	<u>2,382,863</u>	<u>18.58</u>	<u>35,235,764</u>	<u>31,555,373</u>	<u>11.66</u>	
Net Commercial Tolls	32,211,336	27,823,098	15.77	421,918,744	332,744,130	26.80	
<u>COMMUTER</u>							
Exits 15-61	377,833	418,313	(9.68)	3,717,898	3,783,887	(1.74)	
Grand Island Bridges	203,392	198,822	2.30	2,466,055	2,409,290	2.36	
Gov. Mario M. Cuomo Bridge	1,831,695	1,591,414	15.10	21,537,124	19,411,405	10.95	
Yonkers Barrier	56,712	51,038	11.12	649,979	596,542	8.96	
New Rochelle Barrier	54,472	49,115	10.91	621,374	572,162	8.60	
Spring Valley Barrier	-	-	-	-	-	-	
Harriman Barrier	<u>94,545</u>	<u>87,071</u>	<u>8.58</u>	<u>1,071,790</u>	<u>1,034,902</u>	<u>3.56</u>	
Commuter Tolls	2,618,649	2,395,773	9.30	30,064,220	27,808,188	8.11	
TOTAL REVENUE	74,355,664	66,450,797	11.90	929,209,822	757,932,750	22.60	
% of E-ZPass Revenue to Total Revenue	90.96	96.94		94.94	91.82		

2024 YTD Total Thruway Trips, By Location



Percent Change in Total Monthly Traffic

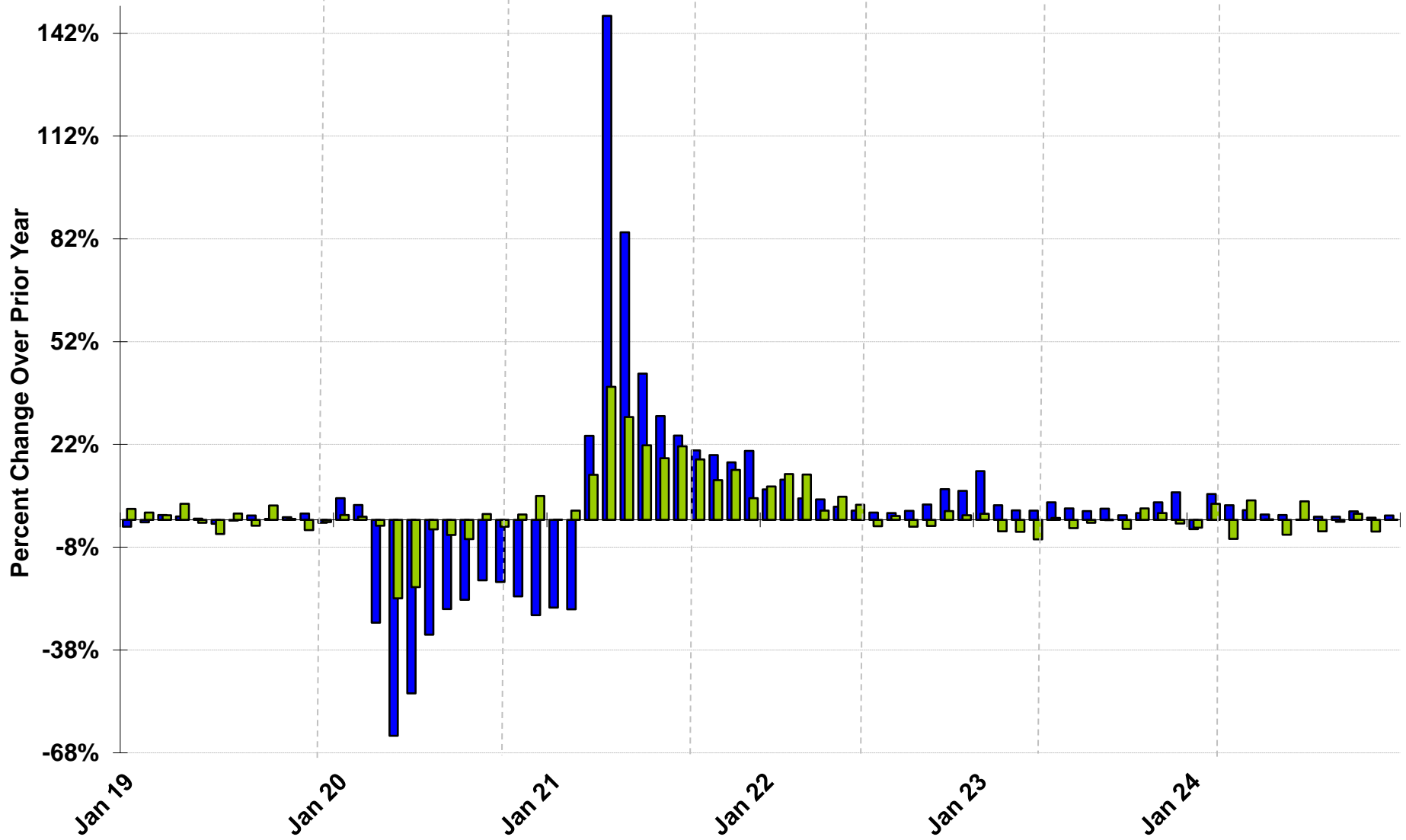
Total Passenger and Commercial Revenue Trips



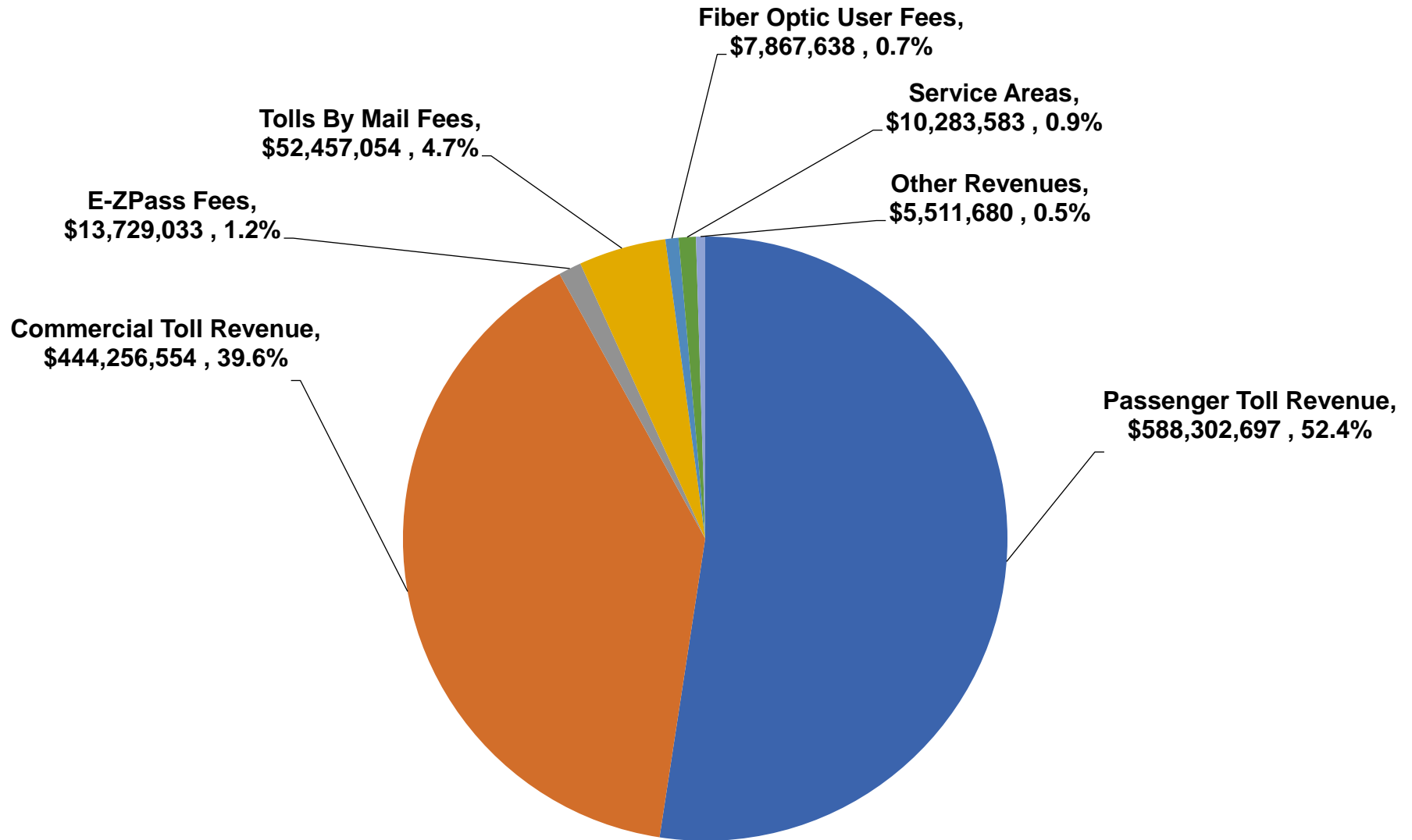
Percent Change in Monthly Traffic by Trip Type

By Passenger and Commercial Revenue Trips

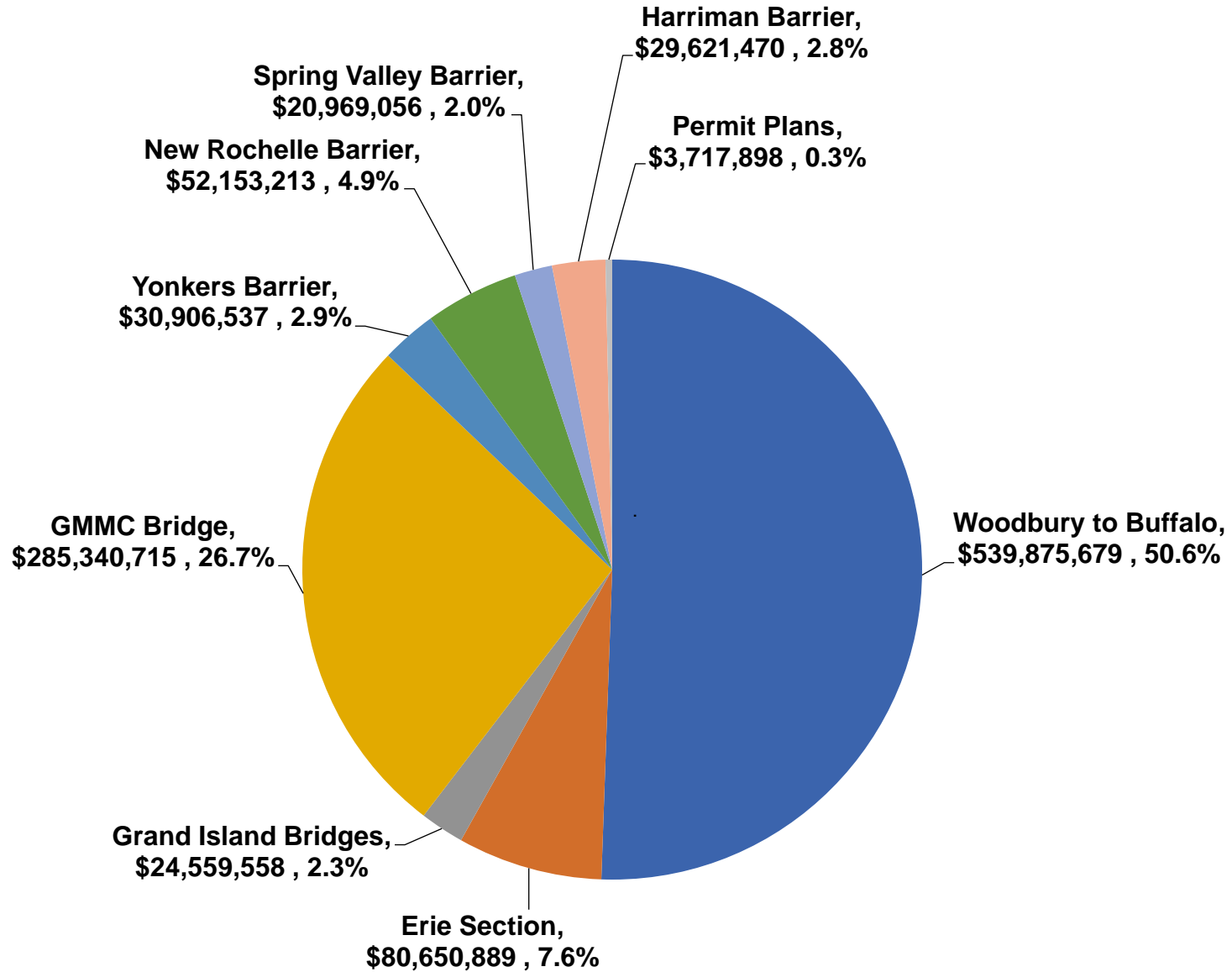
■ Passenger ■ Commercial



2024 YTD Operating Revenue

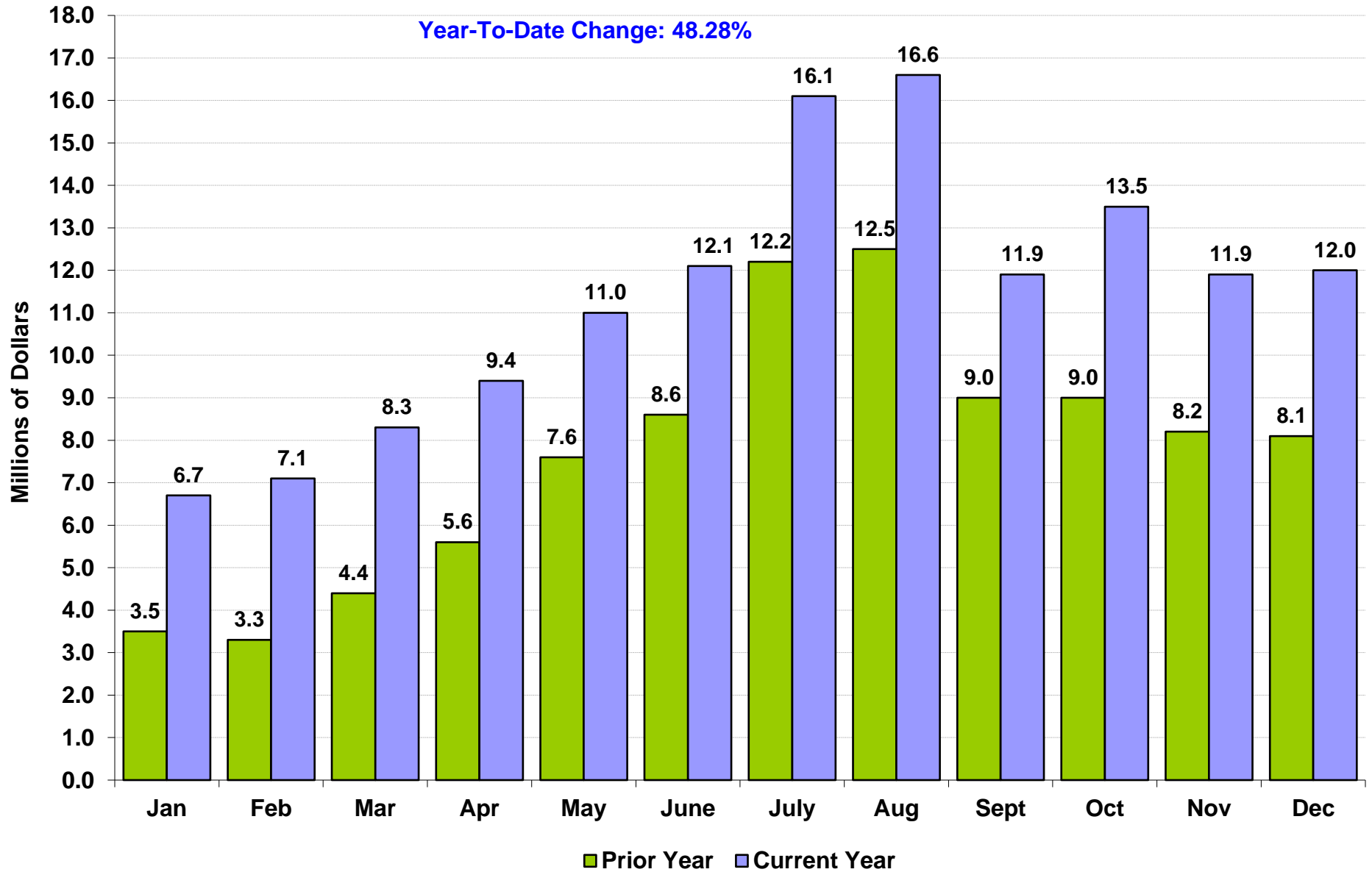


2024 YTD Toll Collections, By Location

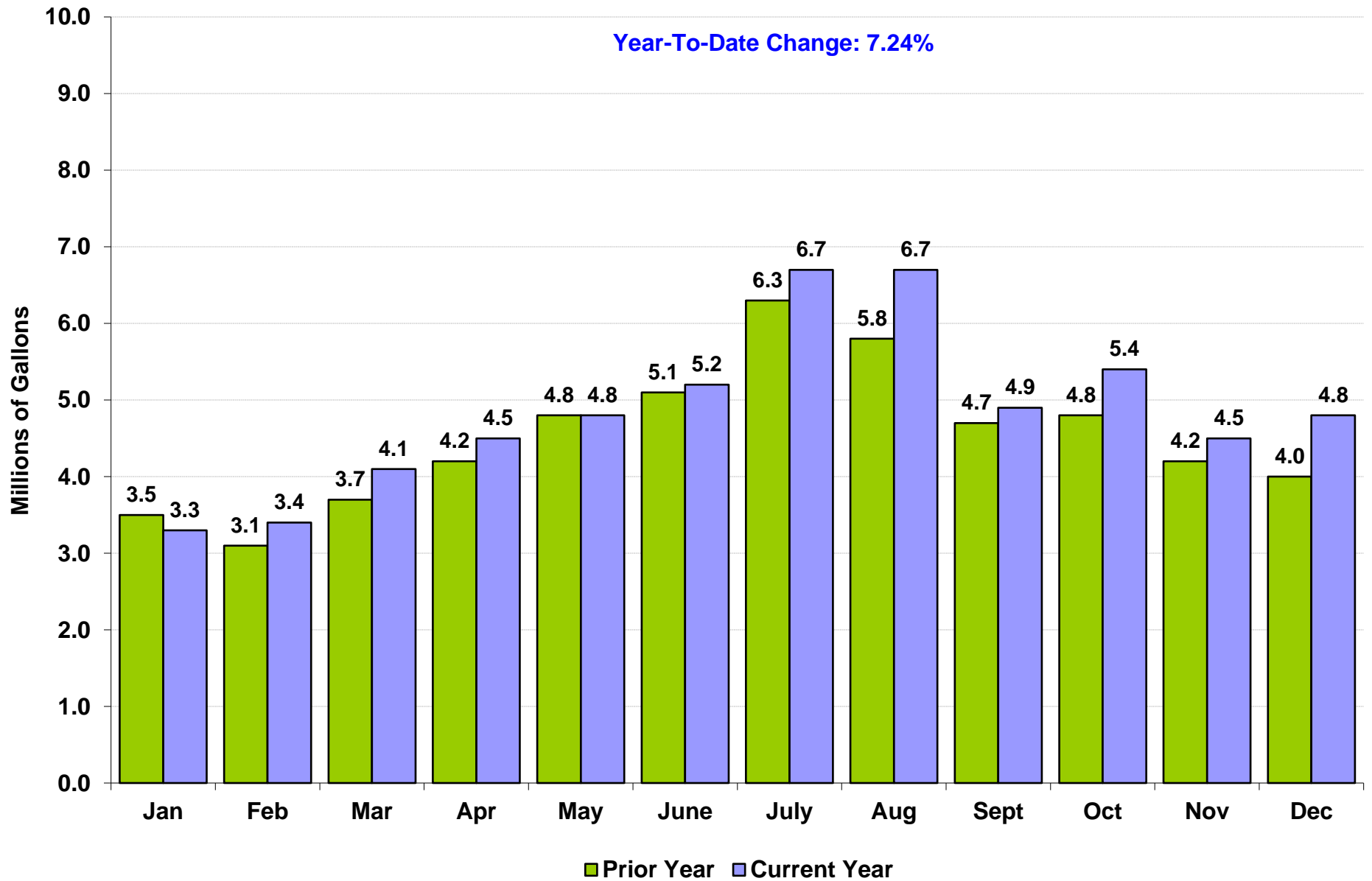


Note: Excludes Impact of Commercial Volume Discount Program.

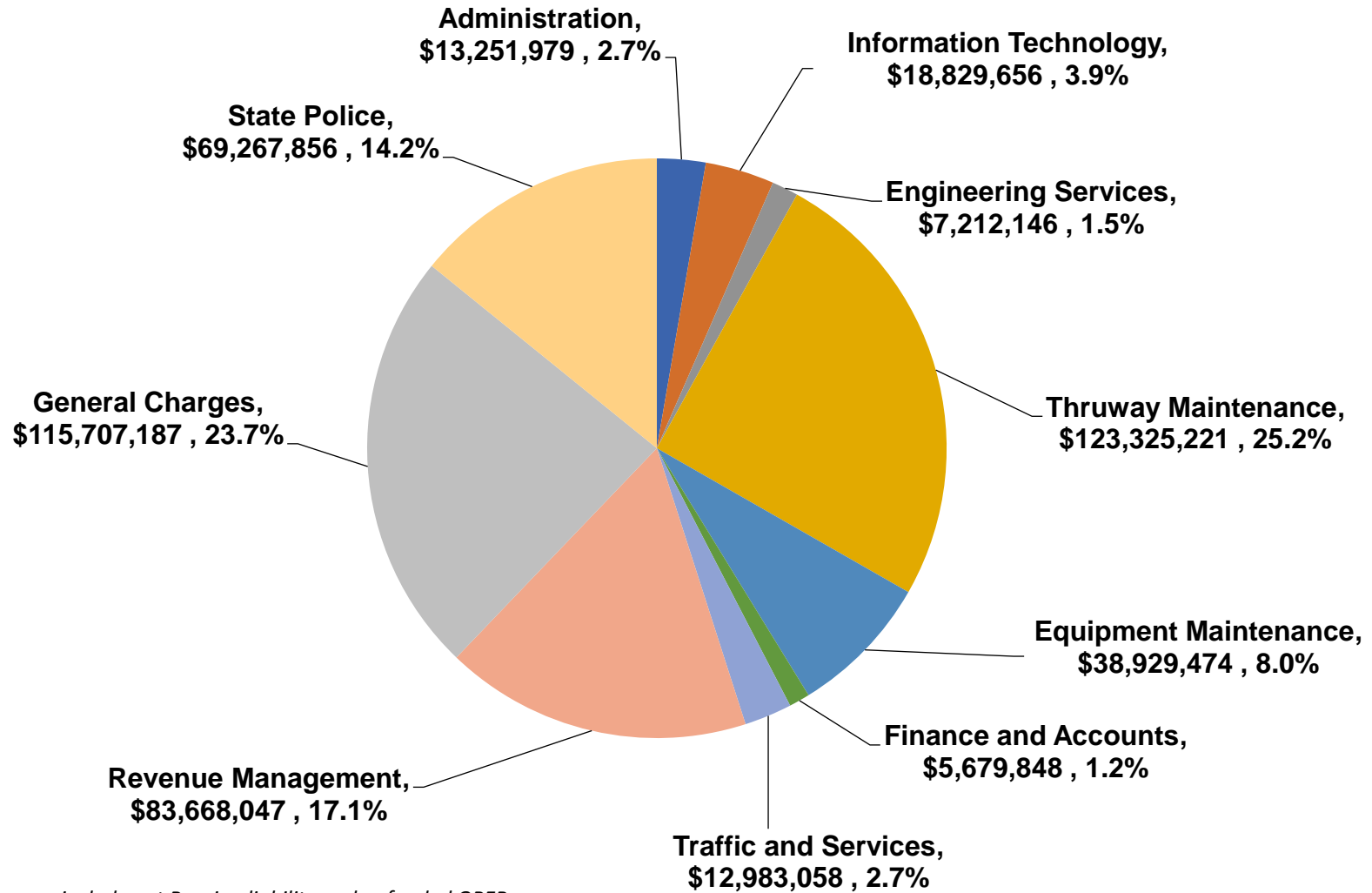
Restaurant Sales at Service Plazas



Fuel Deliveries to Service Areas



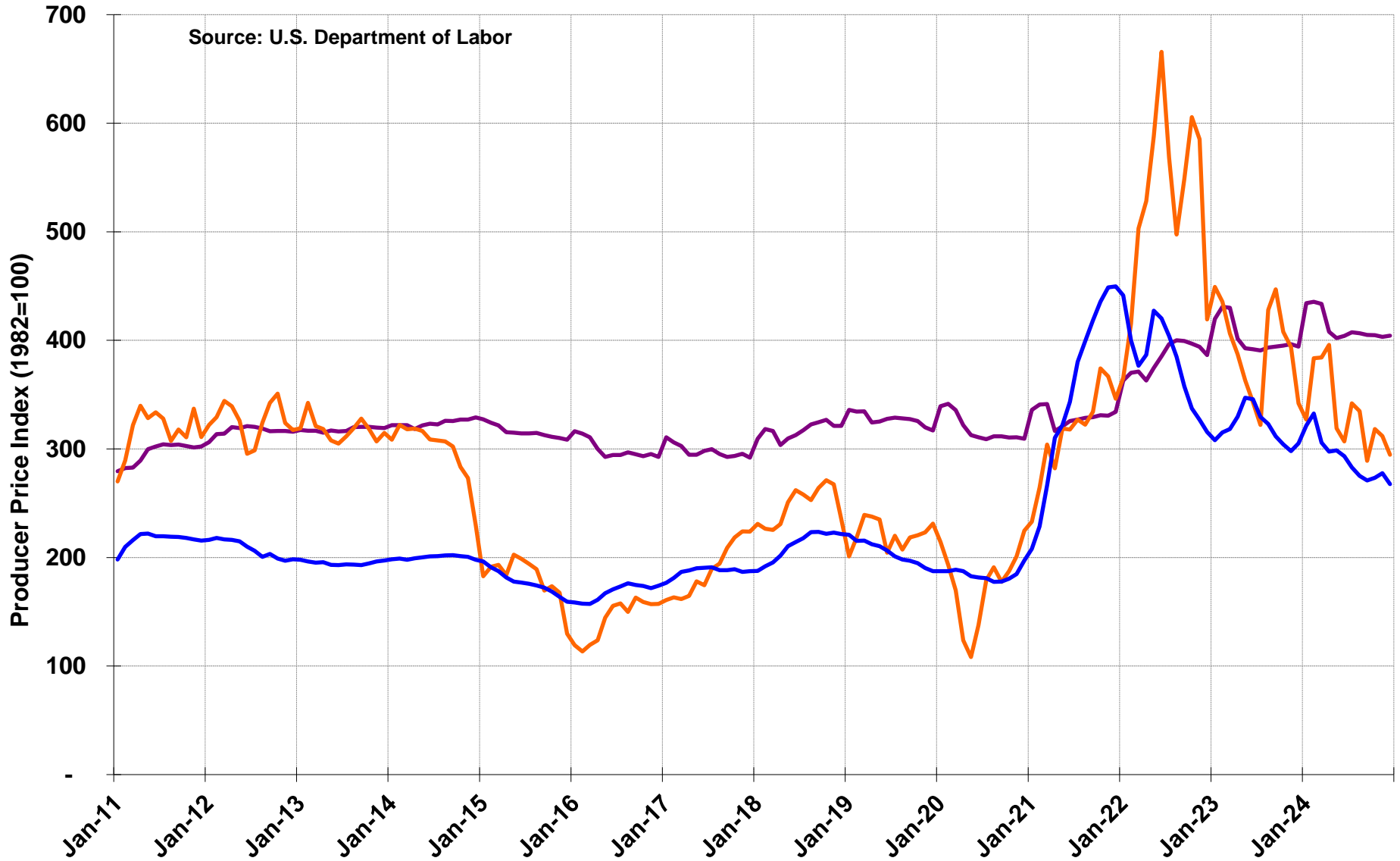
2024 YTD Operating Expenses



Note: General Charges include net Pension liability and unfunded OPEB

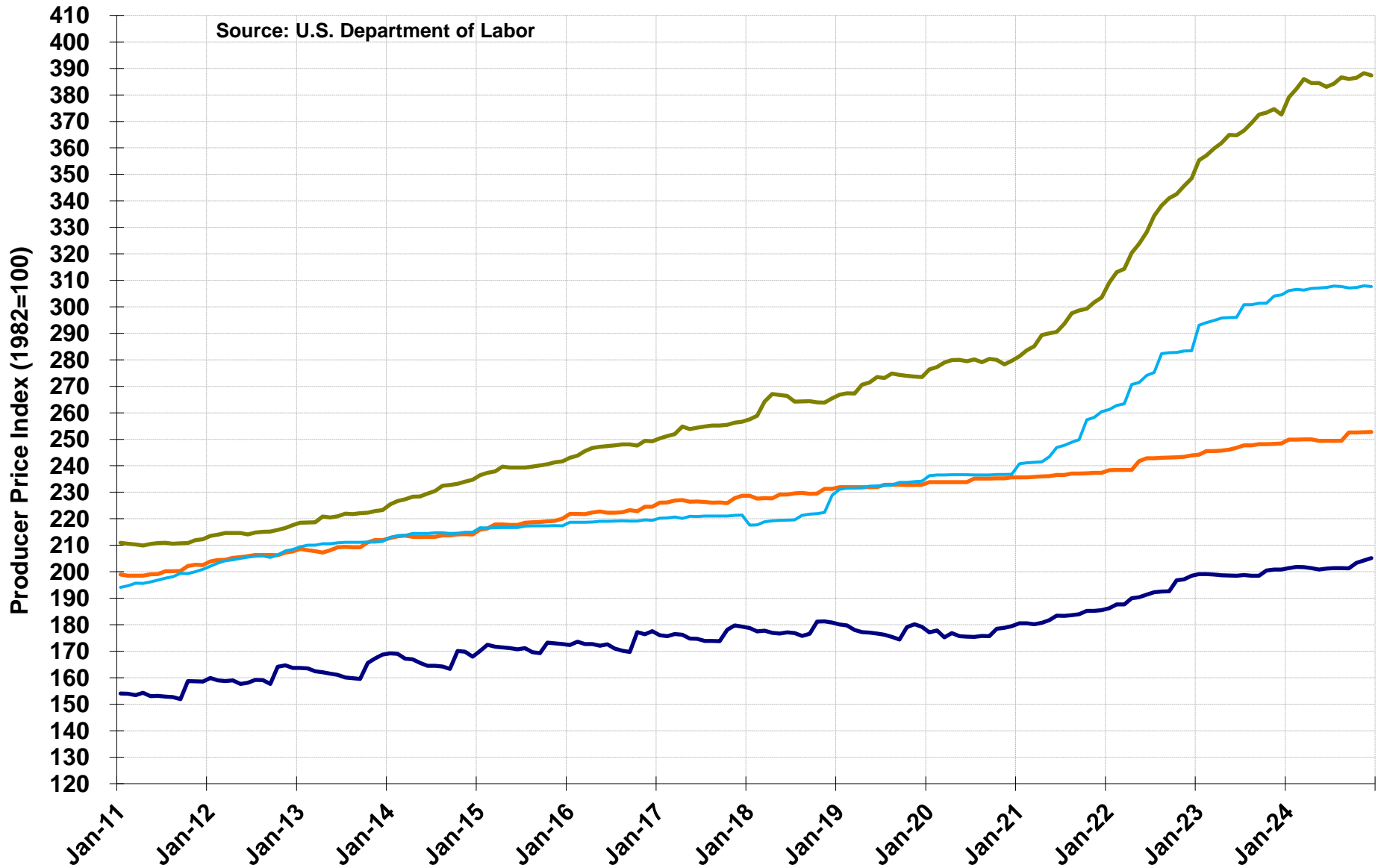
Producer Prices: Construction Inputs

Asphalt Paving Mixtures No. 2 Diesel Fuel Steel Mill Products

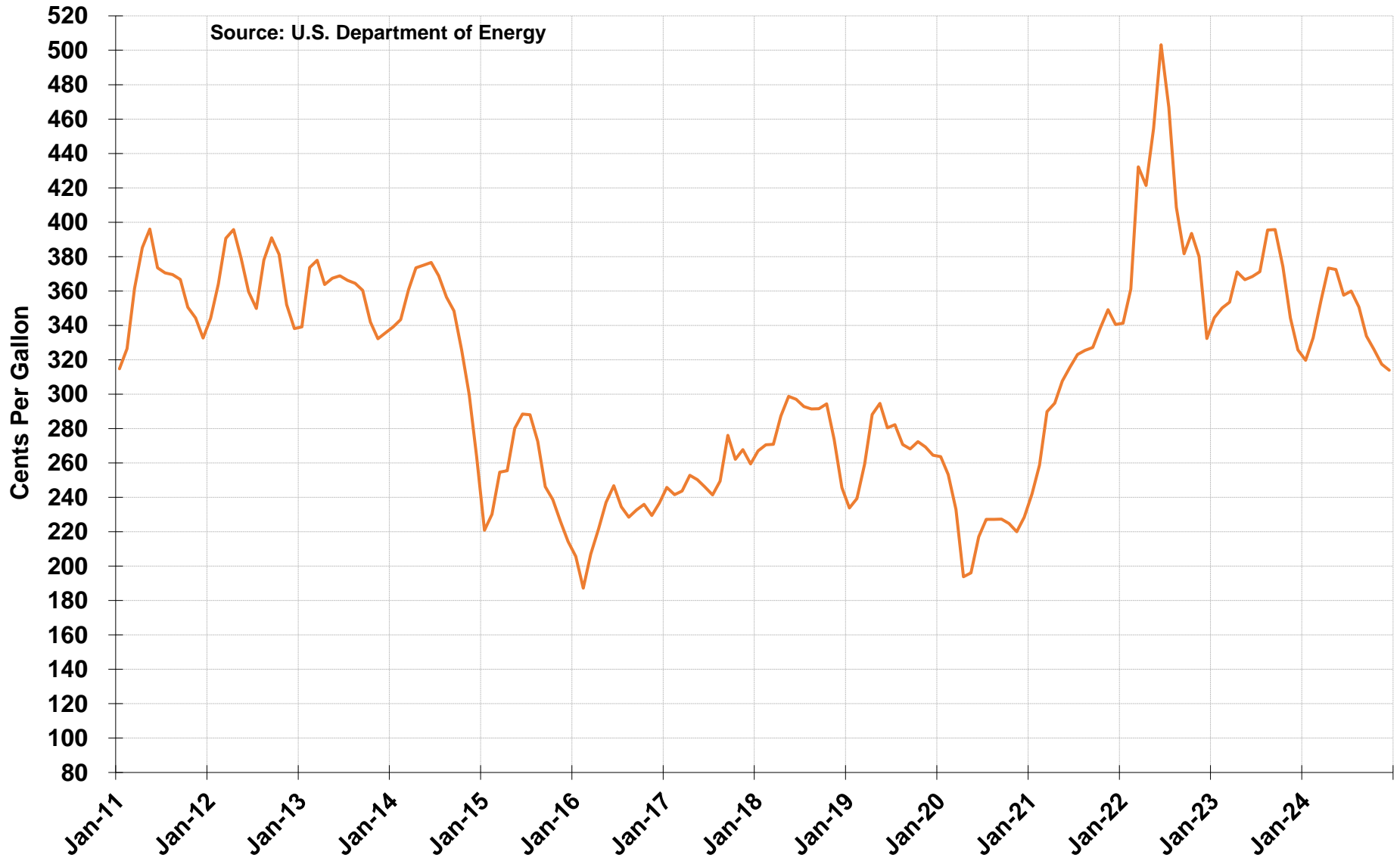


Producer Prices: Construction Inputs

Concrete Products Light Motor Trucks Heavy Trucks Const. Machinery & Equipment



Average Retail Price of Gasoline in U.S. All Grades



TO: The Finance Committee

DATE: March 25, 2025

FROM: David Malone
Chief Financial Officer

SUBJECT: Investment Transactions – Fourth Quarter Investments 2024

The Chief Financial Officer or designated representative has engaged in numerous financial transactions investing funds not immediately required for the fiscal management of the New York State Thruway Authority or for the Local Highway and Bridge Service Contract Bond Program, Second General Highway and Bridge Trust Fund Bond Program, or the State Personal Income Tax Revenue Bond Program. These transactions include the purchase of authorized securities, repurchase agreements and certificates of deposit.

The attached Exhibit A presents the details of all investments purchased during the Quarter ending December 31, 2024. The attached Exhibit B details the investments held as of December 31, 2024. These Exhibits are submitted in accordance with the Authority's Investment Policy as approved by the Board on April 9, 2024.

RECOMMENDATION:

It is recommended that the Finance Committee accept these reports and that this item be presented to the Authority Board.

Exhibit A

**Investment Transactions
Program Summary
Time Deposits and Purchase of Securities
New York State Thruway Authority
Quarter Ending December 31, 2024**

Program	Cost	Average Yield (%)	Weighted Avg Maturity
Thruway Authority	\$ 2,217,767,316	4.4135%	63
Trust Fund Bond Program	27,780,233	4.2860%	104
State Personal Income Tax Revenue Bond Program (PIT)	23,851,610	4.4062%	46
	<u>\$ 2,269,399,159</u>		

Investment Transactions
Thruway Authority Summary
Time Deposits and Purchase of Securities
New York State Thruway Authority
Quarter Ending December 31, 2024

Fund	Cost	Avg Yield (%)	Weighted Avg Maturity
Bond Proceeds - Series P	\$ 262,217,563	4.4738%	85
Construction	11,896,867	4.4200%	70
Environmental Remediation Reserve	24,361,937	4.5246%	45
E-ZPass Revenue	741,203,065	4.5246%	41
Facilities Capital Improvement	31,310,949	4.4819%	49
General Reserve	73,454,528	4.5273%	59
Insurance Reserve	2,982,455	4.5279%	47
JIO Debt Service	29,300,265	4.4957%	34
JIO Debt Service Reserve	62,213,315	4.2540%	175
Operating	9,989,528	4.7125%	8
Public Liability Reserve	22,853,737	4.6067%	50
Reserve Maintenance	273,918,021	4.4752%	61
Retirement Pension Accrual	5,110,219	4.4385%	141
Revenue	160,066,284	4.4961%	33
Sr. Debt Service	174,266,272	4.3311%	63
Sr. Debt Service Reserve	332,622,313	4.2832%	94
Total	\$ <u>2,217,767,316</u>		
Weighted Average Maturity			63

Investment Transactions
Thruway Authority Detail
Time Deposits and Purchase of Securities
New York State Thruway Authority
Quarter Ending December 31, 2024

Fund	Security	Maturity Date	Purchase Date	Broker	Cost	Yield to Maturity (%)
Bond Proceeds - Series P						
	Federal Home Loan Bank	12/27/2024	10/03/2024	Blaylock Van LLC	\$ 19,786,319	4.5250
	SANOFI	12/30/2024	10/10/2024	Loop Capital Markets	14,840,700	4.7200
	PSP Captial Inc	01/10/2025	10/18/2024	Loop Capital Markets	9,893,367	4.5700
	Metlife Short Term Fund	01/16/2025	10/25/2024	Loop Capital Markets	19,787,889	4.6000
	Koch Companies, LLC	01/24/2025	11/01/2024	Loop Capital Markets	14,839,000	4.6000
	Koch Companies, LLC	01/28/2025	11/07/2024	Wells Fargo Securities, LLC	19,791,811	4.5700
	Federal Home Loan Bank	02/07/2025	11/15/2024	Piper Sandler & Co	14,845,300	4.4200
	Toyota Motor Credit Corporation	02/13/2025	11/21/2024	Stern Brothers & Co.	24,733,592	4.5670
	PSP Captial Inc	02/21/2025	11/26/2024	Loop Capital Markets	9,891,250	4.5000
	PSP Captial Inc	02/28/2025	12/05/2024	Loop Capital Markets	19,788,444	4.4800
	Korea Development Bank, NY	03/04/2025	12/12/2024	Loop Capital Markets	24,746,597	4.4500
	Federal Home Loan Bank	03/11/2025	12/19/2024	Loop Capital Markets	24,758,556	4.2400
	Treasury Bill	03/18/2025	12/24/2024	USBI Capital Markets	9,901,412	4.2252
	Korea Development Bank, NY	03/26/2025	12/27/2024	Wells Fargo Securities, LLC	19,779,972	4.4500
	Federal Home Loan Bank	04/04/2025	12/30/2024	Stern Brothers & Co.	14,833,354	4.2100
					\$ 262,217,563	
Construction						
	Fannie Mae	01/28/2025	11/19/2024	Wells Fargo Securities, LLC	\$ 11,896,867	4.4200
					\$ 11,896,867	
Environmental Remediation Reserve						
	Treasury Bill	12/10/2024	10/15/2024	USBI Capital Markets	\$ 8,935,075	4.6375
	Treasury Bill	12/10/2024	10/24/2024	American Veterans Group, PBC	993,975	4.6150

Investment Transactions
Thruway Authority Detail
Time Deposits and Purchase of Securities
New York State Thruway Authority
Quarter Ending December 31, 2024

Fund	Security	Maturity Date	Purchase Date	Broker	Cost	Yield to Maturity (%)
	Treasury Bill	01/07/2025	11/13/2024	Siebert Williams Shank & Co., LLC	4,469,221	4.4770
	Federal Home Loan Bank	01/09/2025	12/10/2024	Loop Capital Markets	9,963,667	4.3600
					\$ 24,361,937	
<u>E-ZPass Revenue</u>						
	Apple Inc.	11/21/2024	10/01/2024	Bank of America Merrill Lynch	\$ 44,702,925	4.6600
	Treasury Bill	10/24/2024	10/03/2024	KeyBanc Capital Markets, Inc	24,931,415	4.7030
	Koch Companies, LLC	10/18/2024	10/07/2024	Oppenheimer & Co. Inc.	14,978,000	4.8000
	Koch Companies, LLC	10/29/2024	10/10/2024	Wells Fargo Securities, LLC	19,949,333	4.8000
	Koch Companies, LLC	11/12/2024	10/15/2024	Stern Brothers & Co.	24,906,744	4.7960
	Treasury Bill	11/14/2024	10/17/2024	KeyBanc Capital Markets, Inc	34,872,192	4.6950
	Koch Companies, LLC	11/05/2024	10/18/2024	Wells Fargo Securities, LLC	34,915,825	4.8100
	Koch Companies, LLC	11/19/2024	10/21/2024	Loop Capital Markets	24,904,542	4.7400
	Koch Companies, LLC	11/26/2024	10/28/2024	Wells Fargo Securities, LLC	34,868,050	4.6800
	Treasury Bill	12/31/2024	10/29/2024	USBI Capital Markets	24,801,331	4.5410
	Treasury Bill	12/19/2024	10/30/2024	USBI Capital Markets	14,905,188	4.5510
	Treasury Bill	12/17/2024	10/31/2024	CastleOak Securities, LP	24,850,579	4.5780
	Koch Companies, LLC	12/12/2024	11/01/2024	Wells Fargo Securities, LLC	24,866,750	4.6800
	Koch Companies, LLC	12/17/2024	11/04/2024	Wells Fargo Securities, LLC	24,860,549	4.6700
	Treasury Bill	12/24/2024	11/05/2024	The Williams Capital Group, LP	24,845,854	4.5300
	Treasury Bill	12/26/2024	11/13/2024	BNY Mellon Capital Markets, LLC	29,839,825	4.4700
	Toyota Motor Credit Corporation	01/31/2025	11/14/2024	Stern Brothers & Co.	24,752,182	4.5751
	Treasury Bill	01/07/2025	11/19/2024	Wells Fargo Securities, LLC	24,848,577	4.4500
	Treasury Bill	12/19/2024	11/21/2024	The Williams Capital Group, LP	29,895,467	4.4800
	Treasury Bill	12/10/2024	11/25/2024	The Williams Capital Group, LP	24,953,323	4.4810
	Treasury Bill	01/16/2025	11/29/2024	Loop Capital Markets	29,822,760	4.4310

Investment Transactions
Thruway Authority Detail
Time Deposits and Purchase of Securities
New York State Thruway Authority
Quarter Ending December 31, 2024

Fund	Security	Maturity Date	Purchase Date	Broker	Cost	Yield to Maturity (%)
	Treasury Bill	01/21/2025	12/06/2024	Stern Brothers & Co.	24,860,467	4.3680
	Metlife Short Term Fund	01/23/2025	12/09/2024	Blaylock Van LLC	24,860,625	4.4600
	PSP Captial Inc	02/27/2025	12/10/2024	Loop Capital Markets	24,756,417	4.4400
	Treasury Bill	02/27/2025	12/12/2024	BNY Mellon Capital Markets, LLC	14,864,288	4.2300
	Treasury Bill	01/16/2025	12/16/2024	Blaylock Van LLC	24,909,024	4.2260
	Korea Development Bank, NY	03/06/2025	12/23/2024	Wells Fargo Securities, LLC	14,865,558	4.4200
	Treasury Bill	01/28/2025	12/27/2024	Blaylock Van LLC	24,906,556	4.2050
	Federal Home Loan Bank	01/30/2025	12/30/2024	Stern Brothers & Co.	24,908,722	4.2400
					\$ 741,203,065	
Facilities Capital Improvement						
	Treasury Bill	11/26/2024	10/04/2024	Wells Fargo Securities, LLC	\$ 2,482,849	4.6600
	Apple Inc.	11/22/2024	10/10/2024	Bank of America Merrill Lynch	1,988,557	4.7900
	Treasury Bill	12/10/2024	10/17/2024	BNY Mellon Capital Markets, LLC	1,986,140	4.6200
	Treasury Bill	11/14/2024	10/21/2024	USBI Capital Markets	1,993,785	4.6610
	Metlife Short Term Fund	11/26/2024	10/24/2024	Blaylock Van LLC	1,991,328	4.7300
	Federal Home Loan Bank	12/19/2024	10/31/2024	American Veterans Group, PBC	993,793	4.5600
	Koch Companies, LLC	01/10/2025	11/07/2024	Wells Fargo Securities, LLC	2,479,556	4.6000
	Treasury Bill	12/26/2024	11/14/2024	Siebert Williams Shank & Co., LLC	1,989,430	4.5300
	Fannie Mae	01/16/2025	11/22/2024	Stern Brothers & Co.	1,986,525	4.4100
	Treasury Bill	01/30/2025	11/26/2024	Siebert Williams Shank & Co., LLC	3,968,257	4.3952
	Metlife Short Term Fund	02/11/2025	12/10/2024	Loop Capital Markets	1,984,460	4.4400
	Federal Home Loan Bank	01/02/2025	12/19/2024	Wells Fargo Securities, LLC	998,351	4.2400
	Treasury Bill	01/23/2025	12/20/2024	Alamo Capital	4,482,023	4.2300
	Treasury Bill	02/25/2025	12/26/2024	USBI Capital Markets	1,985,895	4.1620
					\$ 31,310,949	

Investment Transactions
Thruway Authority Detail
Time Deposits and Purchase of Securities
New York State Thruway Authority
Quarter Ending December 31, 2024

Fund	Security	Maturity Date	Purchase Date	Broker	Cost	Yield to Maturity (%)
<u>General Reserve</u>						
	Apple Inc.	11/19/2024	10/01/2024	Bank of America Merrill Lynch	\$ 9,936,572	4.6600
	Metlife Short Term Fund	12/03/2024	10/08/2024	Bank of America Merrill Lynch	9,926,111	4.7500
	Treasury Bill	12/17/2024	10/15/2024	KeyBanc Capital Markets, Inc.	4,464,271	4.5370
	SANOFI	12/30/2024	10/17/2024	Blaylock Van LLC	4,951,746	4.6950
	Metlife Short Term Fund	01/07/2025	10/29/2024	Loop Capital Markets	6,936,981	4.6300
	Metlife Short Term Fund	12/17/2024	11/05/2024	KeyBanc Capital Markets, Inc.	1,491,915	4.6200
	Federal Home Loan Bank	01/21/2025	11/18/2024	Loop Capital Markets	4,960,800	4.4100
	Federal Home Loan Bank	02/04/2025	11/19/2024	Blaylock Van LLC	9,905,461	4.4200
	Toyota Motor Credit Corporation	02/18/2025	12/03/2024	Stern Brothers & Co.	4,951,843	4.5030
	Federal Home Loan Bank	01/07/2025	12/17/2024	Blaylock Van LLC	5,984,950	4.3000
	Treasury Bill	03/04/2025	12/20/2024	Wells Fargo Securities, LLC	4,956,833	4.2000
	Federal Home Loan Bank	01/21/2025	12/30/2024	Stern Brothers & Co.	4,987,044	4.2400
					\$ 73,454,528	
<u>Insurance Reserve</u>						
	Metlife Short Term Fund	12/10/2024	10/22/2024	Piper Sandler & Co	\$ 1,490,384	4.7100
	Treasury Bill	01/23/2025	12/10/2024	Siebert Williams Shank & Co., LLC	1,492,071	4.3250
					\$ 2,982,455	
<u>JIO Debt Service</u>						
	Treasury Bill	01/02/2025	10/31/2024	BNY Mellon Capital Markets, LLC	\$ 3,576,611	4.5000
	Treasury Bill	01/02/2025	10/31/2024	BNY Mellon Capital Markets, LLC	5,629,317	4.5000
	Treasury Bill	01/02/2025	11/29/2024	Blaylock Van LLC	4,611,264	4.5125

Investment Transactions
Thruway Authority Detail
Time Deposits and Purchase of Securities
New York State Thruway Authority
Quarter Ending December 31, 2024

Fund	Security	Maturity Date	Purchase Date	Broker	Cost	Yield to Maturity (%)
	Treasury Bill	01/02/2025	11/29/2024	Blaylock Van LLC	6,278,129	4.5125
	Treasury Bill	01/02/2025	12/31/2024	Stern Brothers & Co.	3,576,201	4.0200
	Treasury Bill	01/02/2025	12/31/2024	Stern Brothers & Co.	5,628,743	4.0200
					\$ 29,300,265	
<u>JIO Debt Service Reserve</u>						
	Treasury Bill	05/29/2025	12/05/2024	Stern Brothers & Co.	\$ 62,213,315	4.2540
					\$ 62,213,315	
<u>Operating</u>						
	Treasury Bill	10/29/2024	10/21/2024	USBI Capital Markets	\$ 9,989,528	4.7125
					\$ 9,989,528	
<u>Public Liability Reserve</u>						
	Koch Companies, LLC	12/03/2024	10/04/2024	Wells Fargo Securities, LLC	\$ 9,922,667	4.6400
	Nestle Financial Intl LTD	12/03/2024	10/24/2024	Piper Sandler & Co	1,492,250	4.6500
	Koch Companies, LLC	01/14/2025	12/03/2024	Loop Capital Markets	11,438,820	4.5600
					\$ 22,853,737	
<u>Reserve Maintenance</u>						
	Federal Home Loan Bank	11/22/2024	10/04/2024	Stern Brothers & Co	\$ 4,968,116	4.6850
	Metlife Short Term Fund	11/26/2024	10/08/2024	Bank of America Merrill Lynch	19,870,694	4.7500
	Apple Inc.	12/03/2024	10/11/2024	Bank of America Merrill Lynch	10,923,076	4.7500
	Metlife Short Term Fund	12/10/2024	10/17/2024	Stern Brothers & Co	14,893,193	4.7470
	Treasury Bill	12/17/2024	10/18/2024	American Veterans Group, PBC	19,848,500	4.5450
	Treasury Bill	12/26/2024	10/18/2024	Siebert Williams Shank & Co., LLC	14,869,475	4.5400
	Koch Companies, LLC	01/10/2025	10/29/2024	Wells Fargo Securities, LLC	9,906,114	4.6300
	Koch Companies, LLC	01/14/2025	11/05/2024	Loop Capital Markets	14,865,542	4.6100

Investment Transactions
Thruway Authority Detail
Time Deposits and Purchase of Securities
New York State Thruway Authority
Quarter Ending December 31, 2024

Fund	Security	Maturity Date	Purchase Date	Broker	Cost	Yield to Maturity (%)
	Koch Companies, LLC	01/07/2025	11/12/2024	Blaylock Van LLC	14,893,367	4.5700
	Federal Home Loan Bank	01/24/2025	11/15/2024	Loop Capital Markets	49,571,250	4.4100
	Federal Home Loan Bank	01/22/2025	11/19/2024	Blaylock Van LLC	14,882,000	4.4250
	Fannie Mae	01/28/2025	11/22/2024	Stern Brothers & Co.	4,959,009	4.4050
	Treasury Bill	02/06/2025	11/26/2024	Oppenheimer & Co. Inc	14,867,603	4.4133
	Koch Companies, LLC	01/28/2025	12/03/2024	Loop Capital Markets	4,964,689	4.5400
	Siemens Capital Co LLC	12/31/2024	12/17/2024	Piper Sandler & Co	9,982,850	4.4100
	Treasury Bill	02/11/2025	12/20/2024	KeyBanc Capital Markets, Inc.	19,875,421	4.2310
	Treasury Bill	02/27/2025	12/26/2024	Stern Brothers & Co.	14,890,196	4.1830
	Treasury Bill	03/06/2025	12/31/2024	Blaylock Van LLC	14,886,927	4.1750
					\$ 273,918,021	
Retirement Pension Accrual						
	Koch Companies, LLC	12/06/2024	10/28/2024	Wells Fargo Securities, LLC	\$ 1,492,444	4.6500
	Toyota Motor Credit Corporation	06/05/2025	12/06/2024	Stern Brothers & Co.	3,617,776	4.4200
					\$ 5,110,219	
Revenue						
	Koch Companies, LLC	11/21/2024	10/03/2024	Wells Fargo Securities, LLC	\$ 24,840,069	4.7000
	Treasury Bill	11/29/2024	10/31/2024	Stern Brothers & Co.	24,906,652	4.6352
	Treasury Bill	11/29/2024	10/31/2024	Wells Fargo Securities, LLC	3,560,641	4.6400
	Federal Home Loan Bank	12/12/2024	11/21/2024	Stern Brothers & Co.	24,934,667	4.4800
	Treasury Bill	12/31/2024	11/29/2024	Siebert Williams Shank & Co., LLC	24,899,644	4.5160
	Treasury Bill	12/31/2024	11/29/2024	Wells Fargo Securities, LLC	3,559,609	4.5300

Investment Transactions
Thruway Authority Detail
Time Deposits and Purchase of Securities
New York State Thruway Authority
Quarter Ending December 31, 2024

Fund	Security	Maturity Date	Purchase Date	Broker	Cost	Yield to Maturity (%)
	Federal Home Loan Bank	01/31/2025	12/12/2024	Wells Fargo Securities, LLC	24,850,347	4.3100
	Treasury Bill	01/30/2025	12/31/2024	Wells Fargo Securities, LLC	3,561,431	4.2200
	Treasury Bill	01/16/2025	12/31/2024	Wells Fargo Securities, LLC	24,953,222	4.2100
					\$ 160,066,284	
<u>Sr. Debt Service</u>						
	Fannie Mae	10/15/2024	10/01/2024	Multi-Bank Securities Inc.	\$ 8,534,572	4.6400
	Treasury Bill	10/22/2024	10/15/2024	Loop Capital Markets	8,550,144	4.7210
	Treasury Bill	10/22/2024	10/18/2024	Loop Capital Markets	13,258,043	4.7200
	Treasury Bill	01/02/2025	10/31/2024	BNY Mellon Capital Markets, LLC	4,770,137	4.5000
	Treasury Bill	01/02/2025	10/31/2024	BNY Mellon Capital Markets, LLC	1,660,817	4.5000
	Treasury Bill	01/02/2025	11/29/2024	Blaylock Van LLC	23,308,240	4.5125
	Treasury Bill	01/02/2025	11/29/2024	Blaylock Van LLC	9,694,507	4.5125
	Treasury Bill	01/02/2025	11/29/2024	Blaylock Van LLC	1,599,156	4.5125
	Treasury Bill	01/02/2025	11/29/2024	Blaylock Van LLC	4,163,181	4.5125
	Treasury Bill	01/02/2025	11/29/2024	Blaylock Van LLC	34,518,260	4.5125
	Treasury Bill	01/02/2025	11/29/2024	Blaylock Van LLC	1,661,887	4.5125
	Treasury Bill	05/29/2025	12/05/2024	Stern Brothers & Co.	17,971,517	4.2540
	Treasury Bill	05/29/2025	12/05/2024	Stern Brothers & Co.	17,443,663	4.2540
	Treasury Bill	05/29/2025	12/05/2024	Stern Brothers & Co.	8,318,351	4.2540
	Treasury Bill	01/02/2025	12/31/2024	Stern Brothers & Co.	4,559,981	4.0200
	Treasury Bill	01/02/2025	12/31/2024	Stern Brothers & Co.	2,511,439	4.0200
	Treasury Bill	01/02/2025	12/31/2024	Stern Brothers & Co.	1,548,654	4.0200

Investment Transactions
Thruway Authority Detail
Time Deposits and Purchase of Securities
New York State Thruway Authority
Quarter Ending December 31, 2024

Fund	Security	Maturity Date	Purchase Date	Broker	Cost	Yield to Maturity (%)
	Treasury Bill	01/02/2025	12/31/2024	Stern Brothers & Co.	493,890	4.0200
	Treasury Bill	01/02/2025	12/31/2024	Stern Brothers & Co.	6,230,608	4.0200
	Treasury Bill	01/02/2025	12/31/2024	Stern Brothers & Co.	3,469,225	4.0200
					<u>\$ 174,266,272</u>	
<u>Sr. Debt Service Reserve</u>						
	Treasury Bill	10/22/2024	10/03/2024	BNY Mellon Capital Markets, LLC	\$ 84,610,699	4.7200
	Treasury Bill	12/17/2024	10/22/2024	The Williams Capital Group, LP	73,701,636	4.6360
	Treasury Bill	05/29/2025	12/12/2024	Santander US Capital Markets LLC	4,891,679	4.1801
	Treasury Bill	06/12/2025	12/17/2024	Blaylock Van LLC	73,701,310	4.1700
	Treasury Bill	04/22/2025	12/26/2024	Bank of America Merrill Lynch	95,716,989	4.2325
					<u>\$ 332,622,313</u>	

Investment Transactions
Trust Fund Bond Summary
Time Deposits and Purchase of Securities
 New York State Thruway Authority
 Quarter Ending December 31, 2024

Fund	Cost	Avg Yield (%)	Weighted Avg Maturity
Trust Fund Debt Service	\$ 27,780,233	4.2860%	104
Total	<u>\$ 27,780,233</u>		
		Weighted Average Maturity	104

Investment Transactions
Trust Fund Bond Detail
Time Deposits and Purchase of Securities
New York State Thruway Authority
Quarter Ending December 31, 2024

Fund	Security	Maturity Date	Purchase Date	Broker	Cost	Yield to Maturity (%)
Trust Fund Debt Service						
	Treasury Bill	03/27/2025	10/01/2024	Siebert Williams Shank & Co., LLC	\$ 8,032,864	4.2670
	Treasury Bill	03/27/2025	10/25/2024	USBI Capital Markets	4,479,115	4.3762
	Treasury Bill	12/12/2024	11/25/2024	USBI Capital Markets	4,479,435	4.5120
	Federal Home Loan Bank	12/16/2024	12/12/2024	CastleOak Securities, LP	4,488,762	4.4850
	Treasury Bill	04/01/2025	12/16/2024	USBI Capital Markets	6,300,057	4.2030
					<u>\$ 27,780,233</u>	

Investment Transactions
State Personal Income Tax (PIT) Revenue Bonds Summary
Time Deposits and Purchase of Securities
 New York State Thruway Authority
 Quarter Ending December 31, 2024

Fund	Cost	Avg Yield (%)	Weighted Avg Maturity
PIT Bond Proceeds	\$ 23,851,610	4.4062%	46
Total	<u>\$ 23,851,610</u>		
		Weighted Average Maturity	46

Investment Transactions
State Personal Income Tax (PIT) Revenue Bonds Program Detail
Time Deposits and Purchase of Securities
 New York State Thruway Authority
 Quarter Ending December 31, 2024

Fund	Security	Maturity Date	Purchase Date	Broker	Cost	Yield to Maturity (%)
<u>PIT Bond Proceeds</u>						
	Treasury Bill	12/19/2024	10/29/2024	The Williams Capital Group, LP	\$ 10,998,456	4.5620
	Treasury Bill	01/30/2025	12/12/2024	The Williams Capital Group, LP	1,855,150	4.2720
	Treasury Bill	01/28/2025	12/19/2024	The Williams Capital Group, LP	10,998,004	4.2350
					<u>\$ 23,851,610</u>	

Exhibit B

Time Deposits and Securities

Program Summary

New York State Thruway Authority

Quarter Ending December 31, 2024

Program	Cost	Par
Thruway Authority	\$ 1,344,215,202	\$ 1,359,277,052
Trust Fund Bond Program	32,548,439	33,186,000
State Personal Income Tax Revenue Bond Program (PIT)	12,853,153	12,916,000
Total	\$ 1,389,616,794	\$ 1,405,379,052

Time Deposits & Purchase of Securities

Thruway Authority Summary

New York State Thruway Authority

Quarter Ending December 31, 2024

Fund	Cost	Par
Bond Proceeds - Series P	\$ 227,590,544	\$ 230,000,000
Capitalized Interest - Series P	21,752,026	23,119,319
Construction	11,896,867	12,000,000
Environmental Remediation Reserve	14,432,887	14,500,000
E-ZPass Revenue	258,355,174	260,000,000
Facilities Capital Improvement	17,885,067	18,000,000
General Reserve	42,683,912	43,000,000
Insurance Reserve	1,712,804	1,720,733
JIO Debt Service	56,889,021	57,474,000
JIO Debt Service Reserve 2016A	62,213,315	63,527,000
Public Liability Reserve	11,438,820	11,500,000
Reserve Maintenance	178,562,117	180,000,000
Retirement Pension Accrual	3,617,776	3,700,000
Revenue	53,365,001	53,574,000
Sr. Debt Service	163,776,364	165,220,000
Sr. Debt Service Reserve	218,043,508	221,942,000
Total	\$ 1,344,215,202	\$ 1,359,277,052

Time Deposits & Securities
Thruway Authority Detail
New York State Thruway Authority
Quarter Ending December 31, 2024

Fund	Security	Maturity Date	Broker	Yield to Maturity (%)	Cost	Par	Days Purch Maturity
Bond Proceeds - Series P							
	PSP Captial Inc	01/10/2025	Loop Capital Markets	4.5700	\$ 9,893,367	\$ 10,000,000	84
	Metlife Short Term Fund	01/16/2025	Loop Capital Markets	4.6000	19,787,889	20,000,000	83
	Koch Companies, LLC	01/24/2025	Loop Capital Markets	4.6000	14,839,000	15,000,000	84
	Koch Companies, LLC	01/28/2025	Wells Fargo Securities, LLC	4.5700	19,791,811	20,000,000	82
	Federal Home Loan Bank	02/07/2025	Piper Sandler & Co	4.4200	14,845,300	15,000,000	84
	Toyota Motor Credit Corp	02/13/2025	Stern Brothers & Co.	4.5670	24,733,592	25,000,000	84
	PSP Captial Inc	02/21/2025	Loop Capital Markets	4.5000	9,891,250	10,000,000	87
	PSP Captial Inc	02/28/2025	Loop Capital Markets	4.4800	19,788,444	20,000,000	85
	Korea Dev Bank, NY	03/04/2025	Loop Capital Markets	4.4500	24,746,597	25,000,000	82
	Federal Home Loan Bank	03/11/2025	Loop Capital Markets	4.2400	24,758,556	25,000,000	82
	Treasury Bill	03/18/2025	USBI Capital Markets	4.2252	9,901,412	10,000,000	84
	Korea Dev Bank, NY	03/26/2025	Wells Fargo Securities, LLC	4.4500	19,779,972	20,000,000	89
	Federal Home Loan Bank	04/04/2025	Stern Brothers & Co.	4.2100	14,833,354	15,000,000	95
					\$ 227,590,544	\$ 230,000,000	
Capitalized Interest - Series P							
	State & Local Gov Series	01/01/2025	US Treasury	4.8800	\$ 6,995,508	\$ 7,294,916	321
	State & Local Gov Series	07/01/2025	US Treasury	4.5700	7,294,915	7,753,767	502
	State & Local Gov Series	01/01/2026	US Treasury	4.3500	7,461,603	8,070,636	686
					\$ 21,752,026	\$ 23,119,319	
Construction							
	Fannie Mae	01/28/2025	Wells Fargo Securities, LLC	4.4200	\$ 11,896,867	\$ 12,000,000	70
					\$ 11,896,867	\$ 12,000,000	

Time Deposits & Securities
Thruway Authority Detail
New York State Thruway Authority
Quarter Ending December 31, 2024

Fund	Security	Maturity Date	Broker	Yield to Maturity (%)	Cost	Par	Days Purch Maturity
Environmental Remediation Reserve							
	Treasury Bill	01/07/2025	Siebert Williams Shank & Co., LLC	4.4770	\$ 4,469,221	\$ 4,500,000	55
	Federal Home Loan Bank	01/09/2025	Loop Capital Markets	4.3600	9,963,667	10,000,000	30
					\$ 14,432,887	\$ 14,500,000	
E-ZPass Revenue							
	Treasury Bill	01/07/2025	Wells Fargo Securities, LLC	4.450	\$ 24,848,577	\$ 25,000,000	49
	Treasury Bill	01/16/2025	Blaylock Van LLC	4.226	24,909,024	25,000,000	31
	Treasury Bill	01/16/2025	Loop Capital Markets	4.431	29,822,760	30,000,000	48
	Treasury Bill	01/21/2025	Stern Brothers & Co.	4.368	24,860,467	25,000,000	46
	Metlife Short Term Fund	01/23/2025	Blaylock Van LLC	4.460	24,860,625	25,000,000	45
	Treasury Bill	01/28/2025	Blaylock Van LLC	4.205	24,906,556	25,000,000	32
	Federal Home Loan Bank	01/30/2025	Stern Brothers & Co.	4.240	24,908,722	25,000,000	31
	Toyota Motor Credit Corp	01/31/2025	Stern Brothers & Co.	4.575	24,752,182	25,000,000	78
	Treasury Bill	02/27/2025	BNY Mellon Capital Markets, LLC	4.230	14,864,288	15,000,000	77
	PSP Captial Inc	02/27/2025	Loop Capital Markets	4.440	24,756,417	25,000,000	79
	Korea Dev Bank, NY	03/06/2025	Wells Fargo Securities, LLC	4.420	14,865,558	15,000,000	73
					\$ 258,355,174	\$ 260,000,000	
Facilities Capital Improvement							
	Federal Home Loan Bank	01/02/2025	Wells Fargo Securities, LLC	4.2400	\$ 998,351	\$ 1,000,000	14
	Koch Companies, LLC	01/10/2025	Wells Fargo Securities, LLC	4.6000	2,479,556	2,500,000	64
	Fannie Mae	01/16/2025	Stern Brothers & Co.	4.4100	1,986,525	2,000,000	55
	Treasury Bill	01/23/2025	Alamo Capital	4.2300	4,482,023	4,500,000	34
	Treasury Bill	01/30/2025	Siebert Williams Shank & Co., LLC	4.3952	3,968,257	4,000,000	65
	Metlife Short Term Fund	02/11/2025	Loop Capital Markets	4.4400	1,984,460	2,000,000	63
	Treasury Bill	02/25/2025	USBI Capital Markets	4.1620	1,985,895	2,000,000	61
					\$ 17,885,067	\$ 18,000,000	
General Reserve							
	Federal Home Loan Bank	01/07/2025	Blaylock Van LLC	4.3000	\$ 5,984,950	\$ 6,000,000	21
	Metlife Short Term Fund	01/07/2025	Loop Capital Markets	4.6300	6,936,981	7,000,000	70

Time Deposits & Securities
Thruway Authority Detail
New York State Thruway Authority
Quarter Ending December 31, 2024

Fund	Security	Maturity Date	Broker	Yield to Maturity (%)	Cost	Par	Days Purch Maturity
	Federal Home Loan Bank	01/21/2025	Loop Capital Markets	4.4100	4,960,800	5,000,000	64
	Federal Home Loan Bank	01/21/2025	Stern Brothers & Co.	4.2400	4,987,044	5,000,000	22
	Federal Home Loan Bank	02/04/2025	Blaylock Van LLC	4.4200	9,905,461	10,000,000	77
	Toyota Motor Credit Corp	02/18/2025	Stern Brothers & Co.	4.5030	4,951,843	5,000,000	77
	Treasury Bill	03/04/2025	Wells Fargo Securities, LLC	4.2000	4,956,833	5,000,000	74
					\$ 42,683,912	\$ 43,000,000	
<u>Insurance Reserve</u>							
	Treasury Bill	01/23/2025	Siebert Williams Shank & Co., LLC	4.3250	\$ 1,492,071	\$ 1,500,000	44
	Certificate of Deposit	06/20/2025	Community Bank NA	0.0000	220,733	220,733	365
					\$ 1,712,804	\$ 1,720,733	
<u>JIO Debt Service</u>							
	Treasury Bill	01/02/2025	Blaylock Van LLC	4.5125	\$ 4,611,264	\$ 4,631,000	34
	Treasury Bill	01/02/2025	BNY Mellon Capital Markets, LLC	4.5000	3,576,611	3,605,000	63
	Treasury Bill	01/02/2025	BNY Mellon Capital Markets, LLC	4.7750	3,576,699	3,637,000	125
	Treasury Bill	01/02/2025	Loop Capital Markets	4.9650	3,568,059	3,646,000	155
	Treasury Bill	01/02/2025	Stern Brothers & Co.	4.4230	3,575,227	3,617,000	94
	Treasury Bill	01/02/2025	Stern Brothers & Co.	4.0200	3,576,201	3,577,000	2
	Treasury Bill	01/02/2025	Blaylock Van LLC	4.5125	6,278,129	6,305,000	34
	Treasury Bill	01/02/2025	BNY Mellon Capital Markets, LLC	4.5000	5,629,317	5,674,000	63
	Treasury Bill	01/02/2025	BNY Mellon Capital Markets, LLC	4.7750	5,629,097	5,724,000	125
	Treasury Bill	01/02/2025	Loop Capital Markets	4.9650	5,610,445	5,733,000	155
	Treasury Bill	01/02/2025	Stern Brothers & Co.	4.0200	5,628,743	5,630,000	2
	Treasury Bill	01/02/2025	Stern Brothers & Co.	4.4230	5,629,229	5,695,000	94
					\$ 56,889,021	\$ 57,474,000	
<u>JIO Debt Service Reserve 2016A</u>							
	Treasury Bill	05/29/2025	Stern Brothers & Co.	4.2540	\$ 62,213,315	\$ 63,527,000	175
					\$ 62,213,315	\$ 63,527,000	

Time Deposits & Securities
Thruway Authority Detail
New York State Thruway Authority
Quarter Ending December 31, 2024

Fund	Security	Maturity Date	Broker	Yield to Maturity (%)	Cost	Par	Days Purch Maturity
<u>Public Liability Reserve</u>							
	Koch Companies, LLC	01/14/2025	Loop Capital Markets	4.5600	\$ 11,438,820	\$ 11,500,000	42
					\$ 11,438,820	\$ 11,500,000	
<u>Reserve Maintenance</u>							
	Koch Companies, LLC	01/07/2025	Blaylock Van LLC	4.570	\$ 14,893,367	\$ 15,000,000	56
	Koch Companies, LLC	01/10/2025	Wells Fargo Securities, LLC	4.630	9,906,114	10,000,000	73
	Koch Companies, LLC	01/14/2025	Loop Capital Markets	4.610	14,865,542	15,000,000	70
	Federal Home Loan Bank	01/22/2025	Blaylock Van LLC	4.425	14,882,000	15,000,000	64
	Federal Home Loan Bank	01/24/2025	Loop Capital Markets	4.410	49,571,250	50,000,000	70
	Koch Companies, LLC	01/28/2025	Loop Capital Markets	4.540	4,964,689	5,000,000	56
	Fannie Mae	01/28/2025	Stern Brothers & Co.	4.405	4,959,009	5,000,000	67
	Treasury Bill	02/06/2025	Oppenheimer & Co. Inc	4.413	14,867,603	15,000,000	72
	Treasury Bill	02/11/2025	KeyBanc Capital Markets, Inc.	4.231	19,875,421	20,000,000	53
	Treasury Bill	02/27/2025	Stern Brothers & Co.	4.183	14,890,196	15,000,000	63
	Treasury Bill	03/06/2025	Blaylock Van LLC	4.175	14,886,927	15,000,000	65
					\$ 178,562,117	\$ 180,000,000	
<u>Retirement Pension Accrual</u>							
	Toyota Motor Credit Corp	06/05/2025	Stern Brothers & Co.	4.4200	\$ 3,617,776	\$ 3,700,000	181
					\$ 3,617,776	\$ 3,700,000	
<u>Revenue</u>							
	Treasury Bill	01/16/2025	Wells Fargo Securities, LLC	4.2100	\$ 24,953,222	\$ 25,000,000	16
	Treasury Bill	01/30/2025	Wells Fargo Securities, LLC	4.2200	3,561,431	3,574,000	30
	Federal Home Loan Bank	01/31/2025	Wells Fargo Securities, LLC	4.3100	24,850,347	25,000,000	50
					\$ 53,365,001	\$ 53,574,000	
<u>Sr. Debt Service</u>							
	Treasury Bill	01/02/2025	BNY Mellon Capital Markets, LLC	4.7750	\$ 4,064,475	\$ 4,133,000	125
	Treasury Bill	01/02/2025	Loop Capital Markets	4.9650	4,050,520	4,139,000	155
	Treasury Bill	01/02/2025	Stern Brothers & Co.	4.4230	4,064,511	4,112,000	94
	Treasury Bill	01/02/2025	Blaylock Van LLC	4.5125	23,308,240	23,408,000	34

Time Deposits & Securities
Thruway Authority Detail
New York State Thruway Authority
Quarter Ending December 31, 2024

Fund	Security	Maturity Date	Broker	Yield to Maturity (%)	Cost	Par	Days Purch Maturity
	Treasury Bill	01/02/2025	BNY Mellon Capital Markets, LLC	4.7750	4,561,103	4,638,000	125
	Treasury Bill	01/02/2025	Loop Capital Markets	4.9650	4,544,725	4,644,000	155
	Treasury Bill	01/02/2025	Stern Brothers & Co.	4.4230	4,560,713	4,614,000	94
	Treasury Bill	01/02/2025	Stern Brothers & Co.	4.0200	4,559,981	4,561,000	2
	Treasury Bill	01/02/2025	Blaylock Van LLC	4.5125	9,694,507	9,736,000	34
	Treasury Bill	01/02/2025	BNY Mellon Capital Markets, LLC	4.7750	2,512,638	2,555,000	125
	Treasury Bill	01/02/2025	Loop Capital Markets	4.9650	2,503,317	2,558,000	155
	Treasury Bill	01/02/2025	Stern Brothers & Co.	4.4230	2,512,643	2,542,000	94
	Treasury Bill	01/02/2025	Stern Brothers & Co.	4.0200	2,511,439	2,512,000	2
	Treasury Bill	01/02/2025	Blaylock Van LLC	4.5125	1,599,156	1,606,000	34
	Treasury Bill	01/02/2025	BNY Mellon Capital Markets, LLC	4.7750	1,548,887	1,575,000	125
	Treasury Bill	01/02/2025	Loop Capital Markets	4.9650	1,543,288	1,577,000	155
	Treasury Bill	01/02/2025	Stern Brothers & Co.	4.0200	1,548,654	1,549,000	2
	Treasury Bill	01/02/2025	Stern Brothers & Co.	4.4230	1,548,903	1,567,000	94
	Treasury Bill	01/02/2025	Blaylock Van LLC	4.5125	4,163,181	4,181,000	34
	Treasury Bill	01/02/2025	BNY Mellon Capital Markets, LLC	4.7750	494,660	503,000	125
	Treasury Bill	01/02/2025	Loop Capital Markets	4.9650	490,290	501,000	155
	Treasury Bill	01/02/2025	Stern Brothers & Co.	4.4230	493,237	499,000	94
	Treasury Bill	01/02/2025	Stern Brothers & Co.	4.0200	493,890	494,000	2
	Treasury Bill	01/02/2025	Blaylock Van LLC	4.5125	34,518,260	34,666,000	34
	Treasury Bill	01/02/2025	BNY Mellon Capital Markets, LLC	4.7750	8,038,476	8,174,000	125
	Treasury Bill	01/02/2025	BNY Mellon Capital Markets, LLC	4.5000	4,770,137	4,808,000	63
	Treasury Bill	01/02/2025	Loop Capital Markets	4.9650	8,014,922	8,190,000	155
	Treasury Bill	01/02/2025	Stern Brothers & Co.	4.4230	8,039,072	8,133,000	94
	Treasury Bill	01/02/2025	Stern Brothers & Co.	4.0200	6,230,608	6,232,000	2
	Treasury Bill	01/02/2025	Blaylock Van LLC	4.5125	1,661,887	1,669,000	34
	Treasury Bill	01/02/2025	BNY Mellon Capital Markets, LLC	4.5000	1,660,817	1,674,000	63
	Treasury Bill	01/02/2025	Stern Brothers & Co.	4.0200	3,469,225	3,470,000	2
					\$ 163,776,364	\$ 165,220,000	

Time Deposits & Securities
Thruway Authority Detail
New York State Thruway Authority
Quarter Ending December 31, 2024

Fund	Security	Maturity Date	Broker	Yield to Maturity (%)	Cost	Par	Days Purch Maturity
<u>Sr. Debt Service Reserve</u>							
	Treasury Bill	04/22/2025	Bank of America Merrill Lynch	4.2325	\$ 95,716,989	\$ 97,052,000	117
	Treasury Bill	05/29/2025	Stern Brothers & Co.	4.2540	17,971,517	18,351,000	175
	Treasury Bill	05/29/2025	Stern Brothers & Co.	4.2540	17,443,663	17,812,000	175
	Treasury Bill	05/29/2025	Stern Brothers & Co.	4.2540	8,318,351	8,494,000	175
	Treasury Bill	05/29/2025	Santander US Capital Markets LLC	4.1801	4,891,679	4,989,000	168
	Treasury Bill	06/12/2025	Blaylock Van LLC	4.1700	73,701,310	75,244,000	177
					<u>\$ 218,043,508</u>	<u>\$ 221,942,000</u>	
Grand Total Thruway					<u>\$ 1,344,215,202</u>	<u>\$ 1,359,277,052</u>	

Time Deposits & Purchase of Securities

Trust Fund Bonds Summary

New York State Thruway Authority

Quarter Ending December 31, 2024

Fund	Cost	Par
Trust Fund Debt Service	\$ 32,548,439	\$ 33,186,000
Total	\$ 32,548,439	\$ 33,186,000

Time Deposits & Securities
Trust Fund Bond Detail
New York State Thruway Authority
Quarter Ending December 31, 2024

Fund	Security	Maturity Date	Broker	Yield to Maturity (%)	Cost	Par	Days Purch Maturity
Trust Fund Debt Service							
	Treasury Bill	03/27/2025	Siebert Williams Shank & Co., LLC	4.267	\$ 8,032,864	\$ 8,205,000	177
	Treasury Bill	03/27/2025	USBI Capital Markets	4.376	4,479,115	4,564,000	153
	Federal Home Loan Bank	04/01/2025	Blaylock Van LLC	4.105	9,129,097	9,328,000	187
	Federal Home Loan Bank	04/01/2025	Drexel Hamilton, LLC	4.235	1,216,587	1,245,000	194
	Federal Home Loan Bank	04/01/2025	Piper Sandler & Co	4.105	3,390,720	3,465,000	188
	Treasury Bill	04/01/2025	USBI Capital Markets	4.203	6,300,057	6,379,000	106
					<u>\$ 32,548,439</u>	<u>\$ 33,186,000</u>	
Grand Total Trust Fund Program					<u>\$ 32,548,439</u>	<u>\$ 33,186,000</u>	

Time Deposits & Purchase of Securities
State Personal Income Tax (PIT) Revenue Bonds Summary
New York State Thruway Authority
Quarter Ending December 31, 2024

Fund	Cost	Par
PIT Bond Proceeds	\$ 12,853,153	\$ 12,916,000
Total	\$ 12,853,153	\$ 12,916,000

Time Deposits & Securities
State Personal Income Tax (PIT) Revenue Bonds Program Detail
New York State Thruway Authority
Quarter Ending December 31, 2024

Fund	Security	Maturity Date	Broker	Yield to Maturity (%)	Cost	Par	Days Purch Maturity
<u>PIT Bond Proceeds</u>							
	Treasury Bill	01/28/2025	The Williams Capital Group, LP	4.235	\$ 10,998,004	\$ 11,050,000	40
	Treasury Bill	01/30/2025	The Williams Capital Group, LP	4.272	1,855,150	1,866,000	49
					\$ 12,853,153	\$ 12,916,000	
Grand Total PIT Program					\$ 12,853,153	\$ 12,916,000	

TO: The Finance Committee

DATE: March 25, 2025

FROM: David Malone
Chief Financial Officer

SUBJECT: Review and Approval of the Authority's Annual Investment Report

In accordance with Section 2925 of the Public Authorities Law, the Authority is required to annually prepare, approve and submit to the New York State Division of the Budget a report on investments which includes the guidelines for making investments, the results of the annual independent audit, the investment income record and a list of the total fees, commissions or other charges paid to each investment banker, agent, dealer and adviser rendering investment associated services since the last report. A copy of this report must be submitted to the Office of the State Comptroller, the Senate Finance Committee and the Assembly Ways and Means Committee.

Exhibit A is the policy statement FINANCIAL INVESTMENTS. This policy was last approved at Board Meeting 762 on April 9, 2024 and there have been no updates.

Exhibit B covers the annual independent audit by BST, LLC and Exhibit C is a listing of investment income for the calendar year 2024. The Authority does not pay fees or commissions on its investment transactions.

The Thruway Authority is responsible for the security and investment of all monies held in the various funds established by bond resolutions. The specific bond resolutions authorize the Authority to perform this function.

Authority funds are invested in accordance with the policy statement, investment guidelines issued by the State Comptroller and the respective bond resolutions. Funds administered by the Authority may be invested in obligations of or guaranteed by the United States

of America or the State of New York (other than obligations of the Authority), debt of state or local governments, agencies of the federal government, commercial paper, bankers' acceptances, time deposits and repurchase agreements. All bond resolutions permit such investments.

The policy statement FINANCIAL INVESTMENTS, attached hereto, provides the basic rules and structure for the investment of funds by the New York State Thruway Authority. The policy states the investment objectives and provides the guidelines for making investments and administering the program.

The Department of Finance and Accounts has reviewed the policy statement and believes that it meets all requirements established by the State Legislature and the Investment Guidelines for Public Authorities developed by the Office of the State Comptroller.

RECOMMENDATION:

It is recommended that the Finance Committee approve this item and authorize Authority staff to present this item to the Authority Board.

**Thruway
Authority**NUMBER: **25-4-01**SECTION: **POLICIES - FINANCIAL****ADMINISTRATIVE MANUAL**SUBJECT: **INVESTMENTS**

FROM INTERIM CHIEF FINANCIAL OFFICER

DocuSigned by:
Karen Osborn
CE83A5E37349446...

3/30/2023

DATE

Page 1 of 14

PAGE

ADMINISTRATIVE POLICY**A. General Information**

1. All Thruway Authority funds authorized in Section 502 of the General Revenue Bond Resolution adopted August 3, 1992, as amended January 5, 2007, are applicable to the production of investment income. These funds are either administered by the Authority or by the appointed Trustee.
 - a. Sections 503-514 of the General Revenue Bond Resolution describe the purpose of these funds and provide for the investment of such funds.
 - b. Section 1303 of the General Revenue Bond Resolution includes the authorization to place revenues and other moneys of the Authority held or set aside under the Resolution in time deposits as well as demand deposits. Such deposits shall be secured by direct obligations of the United States of America or the State of New York of a market value at least equal to the amount of such deposits.
2. Sections 502-511 of the Local Highway and Bridge Service Contract Bond Resolution, adopted August 23, 1991, as further amended and supplemented on September 17, 2003, describe the purpose of these funds. Sections 701 and 702 provide for the security and investment of such funds to be administered by the Thruway Authority.
3. Sections 503-511 of the Highway and Bridge Trust Fund Bond Resolution, adopted May 19, 1994, describe the purpose of these funds. Sections 701 and 702 provide for the security and investment of such funds to be administered by the Thruway Authority.
4. Sections 503-510 of the State Personal Income Tax Revenue Bonds General Bond Resolution, adopted June 27, 2002, as amended and supplemented on June 6, 2022, describe the purpose of these funds. Section A-701 of Annex A, which contains the State Personal Income Tax Revenue Bonds Standard Resolution Provisions, provides for the security and investment of such funds to be administered by the Thruway Authority.
5. Sections 503-511 of the Second Highway and Bridge Trust Fund Bond Resolution, adopted February 27, 2003, describe the purpose of these funds. Sections 701 and 702 provide for the security and investment of such funds to be administered by the Thruway Authority.

SECTION: **POLICIES - FINANCIAL****Thruway
Authority**NUMBER: **25-4-01**SUBJECT: **INVESTMENTS**

3/30/2023

DATE

2

PAGE

B. Investment of Funds Administered by the Authority

1. In accordance with Chapter 330 of the Laws of 1991, moneys of the Authority and funds administered by the Authority may be invested in obligations in which the Comptroller may invest pursuant to Section 98-a of the State Finance Law. Investments in commercial paper, agencies of the federal government and bankers acceptances are now permitted by statute if defined in the authorizing bond resolution. All Bond Resolutions permit such investments.
2. The Authority may sell such investments at any time.
3. Interest earned is credited to the appropriate fund in accordance with the respective Bond Resolution.

C. Investment of Funds Administered by the Trustee

1. The following funds administered by the Trustee are invested by the Trustee, if, and as the Authority directs, pursuant to the respective Bond Resolution:
 - a. Senior Debt Service Reserve Fund;
 - b. Senior Debt Service Fund;
 - c. Junior Indebtedness Debt Service Reserve Account;
 - d. Junior Indebtedness Debt Service Payment Account;
 - e. Local Highway and Bridge Service Contract Bond Service Funds;
 - f. Highway and Bridge Trust Fund Debt Service Fund;
 - g. State Personal Income Tax Revenue Bonds Debt Service Fund.
2. The Trustee sells any of such investments if directed by the Authority.
3. Interest earned on all funds is credited to the appropriate fund in accordance with the respective Bond Resolution.

SECTION: **POLICIES - FINANCIAL****Thruway
Authority**NUMBER: **25-4-01**SUBJECT: **INVESTMENTS**

3/30/2023

DATE

3

PAGE

D. Investment Objectives

The basic investment objectives of the Thruway Authority provide for:

1. The protection of funds by investing as outlined by the Bond Resolutions (see Section A above);
2. The preservation of principal;
3. Proper application of funds;
4. The maintenance of demand bank balances at minimum levels consistent with sound operations;
5. The maximization of income from all Authority funds available for investment.

E. Investment Practices

1. Authority Bond Resolutions define investment obligations. Currently, in accordance with Chapter 330 of the Laws of 1991, moneys of the Authority may be invested in obligations in which the Comptroller may invest pursuant to Section 98-a of the State Finance Law.

Demand and time deposits can be placed with a bank or trust company as defined by law and must be secured by direct obligations of the United States or of the State of New York having a market value at least equal to the deposits. These statutory investment requirements serve as the basic guidelines followed for all Authority investments.

2. The Authority has a designated custodian and third-party fiduciary of collateral held in escrow for demand and time deposits.

The Authority also has designated an institution to hold in safekeeping securities purchased by the Authority, including securities purchased under repurchase agreements, for all funds except Debt Service and Debt Service Reserve Funds. The safekeeping of securities for these funds is administered by the Trustee.

3. It is the Authority's policy to purchase securities with the intention of holding them to maturity. In addition to the security of the funds invested, the goal of the investment program is to maximize investment income through interest earnings.

SECTION: **POLICIES - FINANCIAL****Thruway
Authority**NUMBER: **25-4-01**SUBJECT: **INVESTMENTS**

3/30/2023

DATE

4

PAGE

4. The factors considered for each investment made by the Authority are as follows:

a. Maximizing Interest Income

Knowledge of market conditions is maintained daily. Current interest yields by type of investment together with forecasts of future interest trends are reviewed and analyzed to determine investment policy that will maximize earnings. As a result, the Authority's concentration of investments may vary depending on market yields of various types of investment and the availability of collateral.

b. Cash Disbursement Requirements

To insure cash availability, near term and annual disbursement requirements are continually updated. Monthly cash requirements for operating expenses are projected and forecasts of capital expenditures and reserve maintenance disbursements are made. Investments for one month or less are made in time deposits, discount notes, commercial paper, repurchase agreements and Treasury bills with maturities coinciding with payroll dates and projected payment needs. Longer term investments are also made in commercial paper, time deposits and U.S. Treasuries or government agencies with maturities allowing for cash availability during the construction season, on debt service payment dates and other periods requiring large cash availability. Funds are also available in the Authority's checking accounts for current disbursement requirements.

c. Term of Investments

Market conditions and cash flow requirements are considered in determining the term of an investment. In addition, rates offered by institutions are often contingent on the length of time funds are required by them. As a result, depositories may request a specific term for the investment which could be agreeable to the Authority because of the attractive rate offered. The term of an investment is also influenced by the maturity dates of other investments within the fund. An over concentration of short or long-term maturities within some funds is avoided.

d. Type of Investment and Amount Available for Investment

- Each type of investment is typically associated with a different minimum amount. Treasury bills, Treasury notes and Treasury bonds require a minimum purchase of \$100 and then can be purchased in increments of \$100. Agency issues require a minimum purchase of \$1,000 and then can be purchased in increments of \$1,000. (Note: Some agency or Treasury issues may require a minimum purchase of \$5,000.)

SECTION: **POLICIES - FINANCIAL****Thruway
Authority**NUMBER: **25-4-01**SUBJECT: **INVESTMENTS**

3/30/2023

DATE

5

PAGE

Repurchase agreements generally must be for amounts of at least \$1,000,000 and certificates of deposit start at \$100,000. Usually, Authority investments are made for amounts of at least \$100,000.

- The typical term or maturity for each type of investment varies as well. Treasury bills when first sold usually carry terms of four weeks, three months, six months or one year. Treasury notes when first sold usually carry a maturity of two to ten years while Treasury bonds carry maturities of 30 years.
- Certificates of deposit generally range in term from seven days to one year. Repurchase agreements generally range from overnight to six months. The Authority generally utilizes repurchase agreements for investments normally not exceeding 60 days.
- Also, some institutions have minimum investment amounts required for time deposits and repurchase agreement transactions. Therefore, the amount available for investment may influence the institutions contacted for rate quotations from time to time.

e. Availability of Collateral

U.S. Government securities available for sale under repurchase agreements or available as collateral for time deposits are held in different proportions by banks. Therefore, the availability of appropriate collateral influences the type of investment and the bank in which an investment is placed.

f. Revenue Projections

Near term and annual revenue projections are used as a basis for current investment decisions. Monthly charge account payments and other revenue receipts are anticipated and invested or are used for current disbursements as required. Short-term revenue investments are made for the period prior to the date revenues are required to be paid into the Operating Fund or remitted to the Trustee for allocation as required by Section 504 of the General Revenue Bond Resolution.

SECTION: **POLICIES - FINANCIAL****Thruway
Authority**NUMBER: **25-4-01**SUBJECT: **INVESTMENTS**

3/30/2023

DATE

6

PAGE

g. Investment Concentration

- Funds in the Senior Debt Service, Senior Debt Service Reserve Funds, the Junior Indebtedness Debt Service Payment Account and the Junior Indebtedness Debt Service Reserve Account must be held by the Trustee. Inasmuch as the balance in the Senior Debt Service Fund and the Junior Indebtedness Debt Service Payment Account represents accrued senior debt service and accrued junior debt service, respectively, for the current year, investments in this fund are generally less than one year.
- The Authority may maintain a higher concentration of deposits in demand accounts if market conditions are such that the earnings rate credit earned on these accounts is higher than what could be earned on permitted investments. (Demand accounts are fully collateralized with the pledged securities held by a third party custodian.)
- The Authority's bond proceeds, operating reserves, retirement funding, debt service and revenue fund balances generally represent almost all of the investment portfolio and are required for near term disbursements. Investments purchased with these funds normally mature within 18 months. As a result, the portfolio relationship of U.S. Treasuries, agencies or time deposits will vary depending on market conditions. Working capital in the Operating Fund is invested in short-term instruments.
- The Authority will maintain an investment concentration in each portfolio not to exceed the percentages noted for the authorized investment instruments. The Chief Financial Officer is authorized to approve any deviation from these limits on a case by case basis.

Category	Concentration Percentages	
	Sector Limit	Issuer Limit as a Percent of Total Portfolio
U.S. Treasury Securities	100%	100%
Municipal Debt	50%	5%
Federal Agencies	85%	40%
Commercial Paper	50%	20%
Repurchase Agreements	50%	25%
Certificates of Deposit	75%	25%
Bankers' Acceptance	25%	5%

SECTION: **POLICIES - FINANCIAL****Thruway
Authority**NUMBER: **25-4-01**SUBJECT: **INVESTMENTS**

3/30/2023

DATE

7

PAGE

For example, if the Authority had a total of \$100 million in its investment portfolio to be invested, \$85 million could be invested in Federal Agencies of which only \$40 million could be invested in FHLB paper.

- The Authority has established Investment Guidelines that include standards for the diversification of investments both by type and investment institution. These Guidelines are periodically reviewed and approved by the Authority's Chief Financial Officer.

h. Financial Strength of Institutions

- The Authority has established a list of approved banks and broker/dealers. Banks and broker/dealers must meet established criteria and be approved by the Chief Financial Officer to be placed on this list. The list specifies the investment instruments that may be purchased from the approved bank or broker/dealer.
- Investments in time deposits are made only with commercial banks. Their annual reports are reviewed to determine satisfactory financial strength. The required collateral is held by the Authority's third party custodian.
- Purchases of U.S. Treasuries and other securities require the seller to transfer securities to the Authority's custodian. The financial strength of the dealer or bank is not a factor in the purchase of securities inasmuch as they are only the seller of the obligations which are transferred through the Federal Reserve Bank or Depository Trust Company book entry system.
- The Authority enters into repurchase agreements only with dealers or banks on the Federal Reserve's most recent list of primary reporting dealers in government securities and executes a master written agreement with each dealer or bank prior to the initial repurchase transaction.

F. Description of Investments Used by the New York State Thruway Authority

1. U.S. Treasury Securities

a. Treasury Bills

Short-term, direct obligations of the U.S. Government that are usually issued with maturities of four weeks, three months, six months or one year. Bills are issued in amounts of \$100 and up in multiples of \$100. Bills do not bear a stated interest rate; the interest is calculated by taking the difference between the discount price paid at purchase and the face amount (par) collected at maturity.

SECTION: **POLICIES - FINANCIAL****Thruway
Authority**NUMBER: **25-4-01**SUBJECT: **INVESTMENTS**

3/30/2023

DATE

8

PAGE

b. Treasury Notes

Direct obligations of the U.S. Government to pay a specified rate of interest for a specified period of time on the face value (par) of the instrument. Interest is paid semi-annually and the life of notes is usually limited to ten years or under. Treasury notes can usually be purchased in \$100 denominations and require a \$100 minimum purchase.

c. Treasury Bonds

Direct obligations of the U.S. Government to pay a specified rate of interest for a specified period of time on the face value (par) of the bond. Interest is paid semi-annually and the life of the bonds is 30 years. Treasury bonds can usually be purchased in \$100 denominations and require a \$100 minimum purchase.

2. Federal Agencies

Obligations sponsored or guaranteed by government agencies and not direct obligations of the United States. Securities invested in may include bonds with a stated coupon for a fixed period of time paying interest at maturity or discount notes. Discount notes, the more common, are sold at a discount from par and earn interest on the basis of the actual number of days until maturity. At the time of investment, such agencies or its obligations must be rated at the highest rating of all independent rating agencies. In addition, no more than \$250,000,000 may be invested in the obligations of any one agency.

3. Municipal Debt

Obligations of state or local government municipal bond issuers which are rated in one of the two highest Rating Categories by S&P and Moody's or obligations of state or local government municipal bond issuers, the principal of and interest on which, when due and payable, have been insured by an insurance policy or guaranteed by a letter of credit and which are rated in one of the two highest Rating Categories by S&P and Moody's.

4. Certificate of Deposit

A negotiable or non-negotiable receipt from a bank for deposit of funds for a specified period of time at a specified rate of interest. Certificates of deposit generally range from seven days to one year and the minimum amount is \$100,000.

SECTION: **POLICIES - FINANCIAL****Thruway
Authority**NUMBER: **25-4-01**SUBJECT: **INVESTMENTS**

3/30/2023

DATE

9

PAGE

5. Repurchase Agreement

Consists of a primary reporting bank or dealer selling U.S. Treasury securities or securities of a federal agency for cash to the Authority which, at the same time, agrees to buy them back on an established date and at an agreed upon rate of interest. Generally, the Authority uses this type of investment for periods ranging from overnight to 60 days.

Repurchase agreements generally start at \$1,000,000. Payment is made against the delivery of the securities. Delivery is required. Substitution of the securities is permitted by the Authority in accordance with the Authority's repurchase agreement with the bank or broker.

6. Commercial Paper

Negotiable unsecured promissory notes issued for a specific face amount that mature on a specific future date. Maturities range from 1 to 270 days. Commercial paper is generally sold at a discount with the full face value paid at maturity. It is generally issued in book entry form, with minimum denominations beginning at \$100,000. The Authority can only purchase commercial paper in the highest Rating Category by S&P and Moody's (A-1+/P-1 and A-1/P-1). In addition, the issuer must have maintained such rating for similar obligations during the preceding six month period. No more than \$250,000,000 may be invested in the obligations of any one corporation.

7. Bankers' Acceptances

A bankers' acceptance is a promised future payment, or time draft, which is accepted and guaranteed by a bank and drawn on a deposit at the bank. After acceptance, the draft becomes an unconditional liability of the bank. The holder of the draft can sell it for cash at a discount to a buyer who is willing to wait until the maturity date for the funds in the deposit. They are widely used in international trade for payments that are due for a future shipment of goods and services. Maturities range from 30 to 180 days, but the Authority may only invest in bankers' acceptances maturing within 90 days. Bankers' acceptances are typically sold in multiples of \$100,000. No more than \$250,000,000 may be invested in such bankers' acceptances of any one bank or trust company.

SECTION: **POLICIES - FINANCIAL****Thruway
Authority**NUMBER: **25-4-01**SUBJECT: **INVESTMENTS**

3/30/2023

DATE

10

PAGE

G. Procedures Used in Making Investments

As approved by Board Resolution, a written contract is not required for certain investment transactions entered into by the Authority as it is neither practical nor a regular business practice for the types of investment instruments purchased by the Authority. Detailed records are maintained by the Authority indicating the banks or broker/dealers contacted for the purchase of each investment and the investment instrument and firm selected for the purchase.

1. U.S. Treasury Securities

When purchasing U.S. Treasury obligations (bills, notes and bonds), the Authority contacts a minimum of four security dealers or banks for the best rate offered for the investment. When a determination is made regarding which dealer or bank the Authority will make the purchase from, funds are transferred to the appropriate bank, for use by the bank to purchase the securities. The bank releases the funds covering the purchase only after advice from the Federal Reserve Bank that the securities have been received through the Federal Reserve book entry system.

2. Federal Agencies

When purchasing federal agency obligations (bonds, debentures and notes) the Authority contacts a minimum of four security dealers or banks for the best rate offered for the investment. When a determination is made regarding which dealer or bank the Authority will make the purchase from, funds are transferred to the appropriate bank, similar to the procedure for purchasing Treasury securities noted in number 1 above. The bank releases the funds covering the purchase only after advice from the Federal Reserve Bank that the securities have been received through the Federal Reserve book entry system.

3. Certificates of Deposit

- a. When certificates of deposit are purchased, a determination is made regarding the length of time for which the investment should be purchased.
- b. In order to determine current market rates, interest rate quotations are obtained from at least two banks or trust companies as defined by law. There are currently a number of banks in which the Authority has contracted to purchase certificates of deposit in which appropriate collateral has been pledged in accordance with the General Bond Resolutions. The determination regarding which banks are to be contacted is based upon the availability of collateral and the amount of monies already invested with that bank.

SECTION: **POLICIES - FINANCIAL****Thruway
Authority**NUMBER: **25-4-01**SUBJECT: **INVESTMENTS**

3/30/2023

DATE

11

PAGE

- c. Funds are generally invested with the bank paying the highest rate of interest, providing there is sufficient collateral to cover such investment. These banks, in addition to posting collateral, have expressed interest in issuing certificates of deposit, have demonstrated an ability and willingness to provide competitive interest rates and are financially sound.
 - d. Funds to cover the certificates of deposit are wired directly to the bank in which the certificate of deposit is purchased. There are two written agreements executed between the Authority and each bank. These agreements are an undertaking and an assignment of securities. These agreements commit the bank from which the Authority has purchased a certificate of deposit to the Authority's terms and conditions of sale and indemnifies and holds the Authority harmless for any loss of funds. Only with the approval of the Authority are adjustments made in the amount of collateral held by the designated custodian and third party fiduciary. Collateral is priced to insure that the market value of the securities pledged is equal to or greater than the amount invested in certificates of deposit.
 - e. When the market value of the collateral is not sufficient to cover the investments currently held, additional collateral is immediately pledged.
 - f. When a certificate of deposit matures, and the funds are not immediately needed, they are generally rolled over with the same bank. However, if the bank is not paying a competitive rate of interest, the funds are transferred to another bank or invested in other authorized investments.
4. Repurchase Agreements
- a. The Authority enters into repurchase agreements with those banks or brokers appearing on the Federal Reserve Bank's most current list of primary reporting dealers in government securities. In addition, the Authority enters into a written agreement with each bank or broker prior to investing in repurchase agreements. The written agreement commits the broker or bank to the repurchase of the securities and provides for the Authority's right to sell the securities should the bank or broker default at the time the repurchase agreement matures.
 - b. When a repurchase agreement investment is made by the Authority, funds are wired to the appropriate bank. The bank releases the funds covering the purchase only after the securities (direct obligations of, or guaranteed by, the U.S. Government or Agencies of the Government if allowed by the authorizing Bond Resolution) are received by the bank based on advice from the Federal Reserve Bank that the securities have been received through the Federal Reserve book entry system. The requirement is payment only against delivery, which is the same requirement used when Treasury or Agency securities are

SECTION: **POLICIES - FINANCIAL****Thruway
Authority**NUMBER: **25-4-01**SUBJECT: **INVESTMENTS**

3/30/2023

DATE

12

PAGE

purchased outright. The Authority also receives written confirmation of the securities purchased underlying the repurchase agreement. The description of the securities is provided at the time the investment is made to enable the Authority to price the securities and determine that the market value is sufficient to cover the principal and interest payment to be made at maturity and provide a margin of safety.

- c. During the term of a repurchase agreement, the Authority will allow the bank or broker to substitute securities for the original securities purchased in accordance with the Authority's repurchase agreement with the bank or broker.
- d. Repurchase agreements may be for overnight investments or periods generally not exceeding 60 days. This requirement protects the Authority from significant fluctuations occurring in the market value of the securities. Should the market value not be equal to the amount of the investment and the interest to be paid at maturity, additional securities are delivered to cover the investment.

5. Commercial Paper

Generally, purchases of commercial paper are used for investments not exceeding 180 days. When purchasing commercial paper the Authority contacts a minimum of four security dealers for the highest yield offered. Upon determining the successful dealer, funds are wire transferred to the appropriate bank. The bank releases the funds covering the purchase only after receipt of the actual securities or advice from the Depository Trust Company that the securities are in the Authority's name in the book entry system.

6. Bankers' Acceptances

Bankers' acceptances would be purchased using the same procedure for purchasing commercial paper, however, the maximum term is 90 days from date of purchase.

H. Procedure for Receiving Securities Through Federal Reserve Book Entry

The appropriate bank receives advice per Fed Wire that their securities account at the Fed is credited and their cash position at the Fed is charged. Payment is made at the same time to the dealer or bank through their cash position at the Fed. When the bank receives this advice, they charge the Thruway account only if authorized by the Authority and reimburse their cash position at the Fed. If securities are not for the Thruway account, the account is not charged and the bank recovers the cost of securities plus interest, if appropriate, from the seller of the securities.

SECTION: **POLICIES - FINANCIAL****Thruway
Authority**NUMBER: **25-4-01**SUBJECT: **INVESTMENTS**

3/30/2023

DATE

13

PAGE

I. Responsibilities

1. Chief Financial Officer

- a. Approves the selection of depository banks and broker/dealers for the purchase and sale of securities and for securing all types of time deposits. Approval will be made based on the response from the bank or firm to the Authority's Broker/Dealer Questionnaire and submission of other required information.
- b. Gives instructions to brokers or bank agents to buy or sell such securities.
- c. Binds and obligates the banking agent or brokers and the Authority at all times in every way for the completion of any contract, arrangement or transaction entered into for or on behalf of the Authority.
- d. Establishes and maintains an internal control structure that provides assurance that the investment objectives of the Authority are met and that the Authority's investments are protected from loss, theft or misuse.
- e. Approves Investment Guidelines as submitted by the Director of Investments and Asset Management.
- f. Submits to the Authority Board and Finance Committee on a quarterly basis a report of the investments purchased within the quarter, the inventory of existing investments and the banks, brokers, agents or dealers from whom the investments were purchased.
- g. Ensures that an independent audit is completed of the Authority's investment activities to ensure compliance with this Policy.
- h. Makes an annual report to the Authority Board and Finance Committee of all investment transactions made by the Chief Financial Officer during the calendar year.
- i. Submits for Authority Board and Finance Committee approval an annual report which includes guidelines for making investments, the results of the annual independent audit, the investment income record and a list of the total fees, commissions or other charges paid to each investment banker, agent, dealer and adviser rendering investment associated services since the last report.

SECTION: **POLICIES - FINANCIAL**



**Thruway
Authority**

NUMBER: **25-4-01**

SUBJECT: **INVESTMENTS**

3/30/2023

DATE

14

PAGE

NOTE: Consistent with Title 7, Section 2925 of the Public Authority Law, formal approval of these General and Administrative Policies for Investments (25-4-01), by the Authority Board is required on at least an annual basis.

- j. After approval of the annual report by the Authority Board, submits the report to the New York State Division of the Budget, and sends copies to the New York State Office of the State Comptroller, the Senate Finance Committee and the Assembly Ways and Means Committee.

2. Director of Investments and Asset Management

Senior Investment Officer

Investment Officer

Associate Investment Officer/Tax Compliance Officer

Assistant Investment Officer

Or any other titles as designated by the Chief Financial Officer are authorized to act, in the absence of or as directed by the Chief Financial Officer, as to the investment of funds.



EXHIBIT B

Report on Compliance With Section 201.3 of Title Two of the Official Compilation of Codes, Rules and Regulations of the State of New York

Independent Accountant's Report

Board of Directors
New York State Thruway Authority

We have examined the New York State Thruway Authority's (Authority), a component unit of the State of New York, compliance with the requirements of Section 201.3 of Title Two of the *Official Compilation of Codes, Rules, and Regulations of the State of New York* (Section 201.3) during the year ended December 31, 2024. Management of the Authority is responsible for the Authority's compliance with Section 201.3. Our responsibility is to express an opinion on the Authority's compliance with Section 201.3 based on our examination.

Our examination was conducted in accordance with attestation standards established by the American Institute of Certified Public Accountants and standards applicable to attestation engagements contained in *Government Auditing Standards*, issued by the Comptroller General of the United States (*Government Auditing Standards*). Those standards require that we plan and perform the examination to obtain reasonable assurance about whether the Authority complied, in all material respects, with Section 201.3. An examination involves performing procedures to obtain evidence about whether the Authority complied with Section 201.3. The nature, timing, and extent of the procedures selected depend on our judgment, including an assessment of the risks of material noncompliance, whether due to fraud or error. We believe that the evidence we obtained is sufficient and appropriate to provide a reasonable basis for our opinion.

Our examination does not provide a legal determination on the Authority's compliance with Section 201.3.

We are required to be independent and to meet our other ethical responsibilities, in accordance with relevant ethical requirements relating to the engagement.

In our opinion, the Authority complied, in all material respects, with Section 201.3 during the year ended December 31, 2024.

In accordance with *Government Auditing Standards*, we are required to report material weaknesses and significant deficiencies in internal control, violations of provisions of laws, regulations, contracts, and grant agreements, and abuse that are material to the Authority's compliance with Section 201.3 and any fraud or illegal acts that are more than inconsequential that come to our attention during our examination. We are also required to obtain views of management on those matters. We performed our examination to express an opinion on the Authority's compliance with Section 201.3 and not for the purpose of expressing an opinion on internal control over compliance with Section 201.3 or other matters; accordingly, we express no such opinion. The results of our tests disclosed no matters that are required to be reported under *Government Auditing Standards*.

This report is intended solely for the information and use of Authority management, the Board of Directors, and New York State and is not intended to be and should not be used by anyone other than these specified parties.

Latham, New York
March __, 2025

EXHIBIT C

Summary of Yearly Investments by Fund
For the Year Ending December 31, 2024
All Programs
New York State Thruway Authority

Program	Cost	Interest for Year	Avg Yield	Weighted Avg Maturity
Thruway Authority	\$ 9,782,444,678	\$ 67,486,055	4.9596%	50
Trust Fund Bond Program	78,939,251	1,088,749	4.5633%	107
State Personal Income Tax Revenue Bond Program (PIT)	<u>2,603,601,451</u>	<u>12,346,549</u>	5.2247%	33
Grand Total - All Programs	<u>\$ 12,464,985,380</u>	<u>\$ 80,921,353</u>		

**Summary - Yearly Investments by Fund
For the Year Ending December 31, 2024
New York State Thruway Authority**

Fund	Cost	Interest for Year	Avg. Yield
Sr. Debt Service	\$ 490,328,364	\$ 4,141,636	4.9798%
Sr. Debt Service Reserve	717,568,726	11,484,274	4.7366%
JIO - Debt Service 2016A	62,911,320	492,680	4.9337%
JIO - Debt Service Reserve 2016A	124,426,216	2,973,784	4.7074%
JIO Debt Service 2019B	96,975,126	748,874	4.9311%
Construction	67,427,106	572,894	5.0120%
Reserve Maintenance	957,310,543	7,689,457	4.9856%
Retirement Pension Accrual	33,987,082	712,918	5.0760%
Public Liability Claims	100,410,687	589,313	5.1060%
Insurance Fund	13,639,058	81,675	4.4921%
Capitalized Interest - Series O	22,244,087	200,913	5.0833%
Series O Bond Proceeds	29,968,482	31,518	5.2529%
Series P Bond Proceeds	1,467,675,739	13,524,261	5.0111%
Operating Regular	212,574,195	425,805	5.2533%
Facilities Capital Improvement	154,892,631	607,369	4.9671%
Environmental Remediation Reserve	131,668,981	831,019	5.0970%
General Reserve	353,426,047	2,073,953	5.0334%
Revenue	707,420,409	2,893,591	5.0380%
E-ZPass Revenue Fund	4,037,589,878	17,410,122	5.0617%
Grand Total - Thruway	\$ 9,782,444,678	\$ 67,486,055	
		Weighted Average Maturity	50

Yearly Investments By Fund
New York State Thruway Authority
For the Period January 01, 2024 thru December 31, 2024

Fund	Security	Maturity Date	Purchase Date	Broker	Earnings for the Year	Total Cost	Yield to Maturity
Senior Debt Service							
	Treasury Bill	02/15/2024	01/31/2024	BNY Mellon Capital Markets, LLC	\$ 15,014.78	\$ 6,861,985.22	5.2400
	Federal Home Loan Bank	06/27/2024	01/31/2024	Loop Capital Markets	86,272.32	4,085,727.68	5.0300
	Federal Home Loan Bank	06/27/2024	01/31/2024	Loop Capital Markets	96,446.34	4,567,553.66	5.0300
	Treasury Bill	02/15/2024	01/31/2024	BNY Mellon Capital Markets, LLC	8,984.42	4,106,015.58	5.2400
	Federal Home Loan Bank	06/27/2024	01/31/2024	Loop Capital Markets	33,665.23	1,594,334.77	5.0300
	Federal Home Loan Bank	06/27/2024	01/31/2024	Loop Capital Markets	89,043.30	4,216,956.70	5.0300
	Treasury Bill	06/27/2024	02/29/2024	Stern Brothers & Co.	70,830.02	4,064,169.98	5.1820
	Treasury Bill	06/27/2024	02/29/2024	Stern Brothers & Co.	79,480.36	4,560,519.64	5.1820
	Treasury Bill	06/27/2024	02/29/2024	Stern Brothers & Co.	88,027.93	5,050,972.07	5.1820
	Treasury Bill	06/27/2024	02/29/2024	Stern Brothers & Co.	26,978.79	1,548,021.21	5.1820
	Treasury Bill	06/27/2024	02/29/2024	Stern Brothers & Co.	134,945.33	7,743,054.67	5.1820
	Treasury Bill	06/27/2024	04/01/2024	Stern Brothers & Co.	51,848.74	4,064,151.26	5.2125
	Treasury Bill	06/27/2024	04/01/2024	Stern Brothers & Co.	58,184.97	4,560,815.03	5.2125
	Treasury Bill	06/27/2024	04/01/2024	Stern Brothers & Co.	32,046.45	2,511,953.55	5.2125
	Treasury Bill	06/27/2024	04/01/2024	Stern Brothers & Co.	19,764.50	1,549,235.50	5.2125
	Treasury Bill	06/27/2024	04/01/2024	Stern Brothers & Co.	13,352.69	1,046,647.31	5.2125
	Treasury Bill	06/27/2024	04/01/2024	Stern Brothers & Co.	98,973.63	7,758,026.37	5.2125
	Treasury Bill	06/27/2024	04/30/2024	Loop Capital Markets	34,703.73	4,064,296.27	5.2550
	Treasury Bill	06/27/2024	04/30/2024	Loop Capital Markets	38,936.92	4,560,063.08	5.2550
	Treasury Bill	06/27/2024	04/30/2024	Loop Capital Markets	21,445.36	2,511,554.64	5.2550
	Treasury Bill	06/27/2024	04/30/2024	Loop Capital Markets	13,224.50	1,548,775.50	5.2550
	Treasury Bill	06/27/2024	04/30/2024	Loop Capital Markets	66,241.03	7,757,758.97	5.2550
	Treasury Bill	06/27/2024	05/31/2024	Wells Fargo Securities, LLC	16,110.89	4,063,889.11	5.2650
	Treasury Bill	06/27/2024	05/31/2024	Wells Fargo Securities, LLC	18,081.33	4,560,918.67	5.2650
	Treasury Bill	06/27/2024	05/31/2024	Wells Fargo Securities, LLC	9,958.75	2,512,041.25	5.2650
	Treasury Bill	06/27/2024	05/31/2024	Wells Fargo Securities, LLC	6,140.31	1,548,859.69	5.2650
	Treasury Bill	06/27/2024	05/31/2024	Wells Fargo Securities, LLC	30,756.81	7,758,243.19	5.2650
	Federal Home Loan Bank	07/01/2024	06/27/2024	Loop Capital Markets	13,390.58	23,162,609.42	5.2000
	Federal Home Loan Bank	07/01/2024	06/27/2024	Loop Capital Markets	15,823.60	27,371,176.40	5.2000
	Federal Home Loan Bank	07/01/2024	06/27/2024	Loop Capital Markets	8,729.07	15,099,270.93	5.2000
	Federal Home Loan Bank	07/01/2024	06/27/2024	Loop Capital Markets	5,398.18	9,337,601.82	5.2000
	Federal Home Loan Bank	07/01/2024	06/27/2024	Loop Capital Markets	3,371.33	5,831,628.67	5.2000
	Federal Home Loan Bank	07/01/2024	06/27/2024	Loop Capital Markets	23,171.20	40,080,828.80	5.2000
	Toyota Motor Credit Corp	10/01/2024	07/02/2024	Stern Brothers & Co.	114,884.66	8,420,115.34	5.3250
	Federal Home Loan Bank	11/29/2024	07/02/2024	CastleOak Securities, LP	408,661.34	18,747,338.66	5.1200
	Federal Home Loan Bank	11/29/2024	07/02/2024	CastleOak Securities, LP	156,565.33	7,182,434.67	5.1200
	Federal Home Loan Bank	11/29/2024	07/02/2024	CastleOak Securities, LP	1,109.33	50,890.67	5.1200
	Federal Home Loan Bank	11/29/2024	07/02/2024	CastleOak Securities, LP	79,978.67	3,669,021.33	5.1200
	Federal Home Loan Bank	11/29/2024	07/02/2024	CastleOak Securities, LP	577,216.00	26,479,784.00	5.1200
	Treasury Bill	01/02/2025	07/31/2024	Loop Capital Markets	88,479.74	4,050,520.26	4.9650
	Treasury Bill	01/02/2025	07/31/2024	Loop Capital Markets	99,275.18	4,544,724.82	4.9650
	Treasury Bill	01/02/2025	07/31/2024	Loop Capital Markets	54,682.58	2,503,317.42	4.9650
	Treasury Bill	01/02/2025	07/31/2024	Loop Capital Markets	33,711.66	1,543,288.34	4.9650
	Treasury Bill	01/02/2025	07/31/2024	Loop Capital Markets	10,709.92	490,290.08	4.9650
	Treasury Bill	01/02/2025	07/31/2024	Loop Capital Markets	175,078.31	8,014,921.69	4.9650
	Treasury Bill	01/02/2025	08/30/2024	BNY Mellon Capital Markets, LLC	68,524.56	4,064,475.44	4.7750
	Treasury Bill	01/02/2025	08/30/2024	BNY Mellon Capital Markets, LLC	76,897.40	4,561,102.60	4.7750
	Treasury Bill	01/02/2025	08/30/2024	BNY Mellon Capital Markets, LLC	42,361.55	2,512,638.45	4.7750
	Treasury Bill	01/02/2025	08/30/2024	BNY Mellon Capital Markets, LLC	26,113.28	1,548,886.72	4.7750
	Treasury Bill	01/02/2025	08/30/2024	BNY Mellon Capital Markets, LLC	8,339.67	494,660.33	4.7750
	Treasury Bill	01/02/2025	08/30/2024	BNY Mellon Capital Markets, LLC	135,523.78	8,038,476.22	4.7750
	Treasury Bill	01/02/2025	09/30/2024	Stern Brothers & Co.	47,489.25	4,064,510.75	4.4230

Fund	Security	Maturity Date	Purchase Date	Broker	Earnings for the Year	Total Cost	Yield to Maturity
Treasury Bill		01/02/2025	09/30/2024	Stern Brothers & Co.	53,286.83	4,560,713.17	4.4230
Treasury Bill		01/02/2025	09/30/2024	Stern Brothers & Co.	29,357.42	2,512,642.58	4.4230
Treasury Bill		01/02/2025	09/30/2024	Stern Brothers & Co.	18,097.20	1,548,902.80	4.4230
Treasury Bill		01/02/2025	09/30/2024	Stern Brothers & Co.	5,762.92	493,237.08	4.4230
Treasury Bill		01/02/2025	09/30/2024	Stern Brothers & Co.	93,927.57	8,039,072.43	4.4230
Fannie Mae		10/15/2024	10/01/2024	Multi-Bank Securities Inc.	15,427.96	8,534,572.04	4.6400
Treasury Bill		10/22/2024	10/15/2024	Loop Capital Markets	7,856.01	8,550,143.99	4.7210
Treasury Bill		10/22/2024	10/18/2024	Loop Capital Markets	6,956.76	13,258,043.24	4.7200
Treasury Bill		01/02/2025	10/31/2024	BNY Mellon Capital Markets, LLC	37,863.00	4,770,137.00	4.5000
Treasury Bill		01/02/2025	10/31/2024	BNY Mellon Capital Markets, LLC	13,182.75	1,660,817.25	4.5000
Treasury Bill		01/02/2025	11/29/2024	Blaylock Van, LLC	99,760.35	23,308,239.65	4.5125
Treasury Bill		01/02/2025	11/29/2024	Blaylock Van, LLC	41,492.94	9,694,507.06	4.5125
Treasury Bill		01/02/2025	11/29/2024	Blaylock Van, LLC	6,844.46	1,599,155.54	4.5125
Treasury Bill		01/02/2025	11/29/2024	Blaylock Van, LLC	17,818.61	4,163,181.39	4.5125
Treasury Bill		01/02/2025	11/29/2024	Blaylock Van, LLC	147,739.75	34,518,260.25	4.5125
Treasury Bill		01/02/2025	11/29/2024	Blaylock Van, LLC	7,112.95	1,661,887.05	4.5125
Treasury Bill		01/02/2025	12/31/2024	Stern Brothers & Co.	1,018.63	4,559,981.37	4.0200
Treasury Bill		01/02/2025	12/31/2024	Stern Brothers & Co.	561.01	2,511,438.99	4.0200
Treasury Bill		01/02/2025	12/31/2024	Stern Brothers & Co.	345.94	1,548,654.06	4.0200
Treasury Bill		01/02/2025	12/31/2024	Stern Brothers & Co.	110.33	493,889.67	4.0200
Treasury Bill		01/02/2025	12/31/2024	Stern Brothers & Co.	1,391.81	6,230,608.19	4.0200
Treasury Bill		01/02/2025	12/31/2024	Stern Brothers & Co.	774.97	3,469,225.03	4.0200
					\$ 4,141,635.77	\$ 490,328,364.23	
Senior Debt Service Reserve							
Treasury Bill		06/27/2024	02/15/2024	Santander US Capital Markets LLC	\$ 159,739.65	\$ 8,318,260.35	5.1000
Treasury Bill		06/20/2024	03/19/2024	Alamo Capital	1,305,835.27	95,716,164.73	5.2100
Treasury Bill		12/05/2024	06/06/2024	BNY Mellon Capital Markets, LLC	479,552.77	17,971,447.23	5.1410
Treasury Bill		12/05/2024	06/06/2024	BNY Mellon Capital Markets, LLC	465,465.85	17,443,534.15	5.1410
Treasury Bill		12/12/2024	06/13/2024	The Williams Capital Group, LP	348,653.90	13,118,346.10	5.1210
Treasury Bill		10/03/2024	06/20/2024	BNY Mellon Capital Markets, LLC	1,298,568.23	84,610,431.77	5.1825
Treasury Bill		12/26/2024	06/20/2024	The Williams Capital Group, LP	2,585,588.35	95,716,411.65	5.0100
Treasury Bill		12/05/2024	06/27/2024	BNY Mellon Capital Markets, LLC	195,713.21	8,318,286.79	5.1400
Treasury Bill		10/22/2024	10/03/2024	BNY Mellon Capital Markets, LLC	211,301.03	84,610,698.97	4.7200
Treasury Bill		12/17/2024	10/22/2024	The Williams Capital Group, LP	535,364.25	73,701,635.75	4.6360
Treasury Bill		05/29/2025	12/05/2024	Stern Brothers & Co.	379,483.39	17,971,516.61	4.2540
Treasury Bill		05/29/2025	12/05/2024	Stern Brothers & Co.	368,337.32	17,443,662.68	4.2540
Treasury Bill		05/29/2025	12/05/2024	Stern Brothers & Co.	175,648.84	8,318,351.16	4.2540
Treasury Bill		05/29/2025	12/12/2024	Santander US Capital Markets LLC	97,321.09	4,891,678.91	4.1801
Treasury Bill		06/12/2025	12/17/2024	Blaylock Van, LLC	1,542,690.11	73,701,309.89	4.1700
Treasury Bill		04/22/2025	12/26/2024	Bank of America Merrill Lynch	1,335,010.92	95,716,989.08	4.2325
					\$ 11,484,274.18	\$ 717,568,725.82	
JIO - Debt Service 2016A							
Federal Home Loan Bank		06/27/2024	01/31/2024	Loop Capital Markets	\$ 76,098.31	\$ 3,603,901.69	5.0300
Treasury Bill		06/27/2024	02/29/2024	Stern Brothers & Co.	62,316.72	3,575,683.28	5.1820
Treasury Bill		06/27/2024	04/01/2024	Stern Brothers & Co.	45,625.88	3,576,374.12	5.2125
Treasury Bill		06/27/2024	04/30/2024	Loop Capital Markets	30,529.80	3,575,470.20	5.2550
Treasury Bill		06/27/2024	05/31/2024	Wells Fargo Securities, LLC	14,179.96	3,576,820.04	5.2650
Federal Home Loan Bank		07/01/2024	06/27/2024	Loop Capital Markets	12,419.91	21,483,580.09	5.2000
Federal Home Loan Bank		11/29/2024	07/02/2024	CastleOak Securities, LP	22,570.67	1,035,429.33	5.1200
Treasury Bill		01/02/2025	07/31/2024	Loop Capital Markets	77,940.85	3,568,059.15	4.9650
Treasury Bill		01/02/2025	08/30/2024	BNY Mellon Capital Markets, LLC	60,300.95	3,576,699.05	4.7750
Treasury Bill		01/02/2025	09/30/2024	Stern Brothers & Co.	41,772.53	3,575,227.47	4.4230
Treasury Bill		01/02/2025	10/31/2024	BNY Mellon Capital Markets, LLC	28,389.37	3,576,610.63	4.5000
Treasury Bill		01/02/2025	11/29/2024	Blaylock Van, LLC	19,736.42	4,611,263.58	4.5125
Treasury Bill		01/02/2025	12/31/2024	Stern Brothers & Co.	798.86	3,576,201.14	4.0200
					\$ 492,680.23	\$ 62,911,319.77	

JIO Debt Service Reserve 2016A

Fund	Security	Maturity Date	Purchase Date	Broker	Earnings for the Year	Total Cost	Yield to Maturity
	Treasury Bill	12/05/2024	06/06/2024	BNY Mellon Capital Markets, LLC	\$ 1,660,098.30	\$ 62,212,901.70	5.1410
	Treasury Bill	05/29/2025	12/05/2024	Stern Brothers & Co.	1,313,685.42	62,213,314.58	4.2540
					\$ 2,973,783.72	\$ 124,426,216.28	
<u>JIO Debt Service 2019B</u>							
	Federal Home Loan Bank	06/27/2024	01/31/2024	Loop Capital Markets	\$ 118,862.25	\$ 5,629,137.75	5.0300
	Treasury Bill	06/27/2024	02/29/2024	Stern Brothers & Co.	98,100.01	5,628,899.99	5.1820
	Treasury Bill	06/27/2024	04/01/2024	Stern Brothers & Co.	71,814.78	5,629,185.22	5.2125
	Treasury Bill	06/27/2024	04/30/2024	Loop Capital Markets	48,072.16	5,629,927.84	5.2550
	Treasury Bill	06/27/2024	05/31/2024	Wells Fargo Securities, LLC	22,314.39	5,628,685.61	5.2650
	Federal Home Loan Bank	07/01/2024	06/27/2024	Loop Capital Markets	19,526.00	33,775,474.00	5.2000
	Federal Home Loan Bank	11/29/2024	07/02/2024	CastleOak Securities, LP	14,144.00	648,856.00	5.1200
	Treasury Bill	01/02/2025	07/31/2024	Loop Capital Markets	122,554.82	5,610,445.18	4.9650
	Treasury Bill	01/02/2025	08/30/2024	BNY Mellon Capital Markets, LLC	94,903.12	5,629,096.88	4.7750
	Treasury Bill	01/02/2025	09/30/2024	Stern Brothers & Co.	65,771.24	5,629,228.76	4.4230
	Treasury Bill	01/02/2025	10/31/2024	BNY Mellon Capital Markets, LLC	44,682.75	5,629,317.25	4.5000
	Treasury Bill	01/02/2025	11/29/2024	Blaylock Van, LLC	26,870.68	6,278,129.32	4.5125
	Treasury Bill	01/02/2025	12/31/2024	Stern Brothers & Co.	1,257.37	5,628,742.63	4.0200
					\$ 748,873.57	\$ 96,975,126.43	
<u>Construction</u>							
	Toyota Motor Credit Corp	04/09/2024	02/01/2024	Stern Brothers & Co.	\$ 110,039.11	\$ 10,889,960.89	5.2960
	Metlife Short Term Fund	05/24/2024	04/09/2024	Piper Sandler & Co	72,737.50	10,927,262.50	5.2900
	Treasury Bill	07/16/2024	05/24/2024	The Williams Capital Group, LP	85,224.88	10,914,775.12	5.2626
	Federal Home Loan Bank	09/17/2024	07/16/2024	Loop Capital Markets	100,581.25	10,899,418.75	5.2250
	Treasury Bill	11/19/2024	09/17/2024	Stern Brothers & Co.	101,178.00	11,898,822.00	4.8180
	Fannie Mae	01/28/2025	11/19/2024	Wells Fargo Securities, LLC	103,133.28	11,896,866.72	4.4200
					\$ 572,894.02	\$ 67,427,105.98	
<u>Reserve Maintenance</u>							
	PSP Captial Inc	03/15/2024	01/04/2024	Loop Capital Markets	\$ 104,774.31	\$ 9,895,225.69	5.3125
	Federal Home Loan Bank	03/22/2024	01/11/2024	Stern Brothers & Co.	185,310.00	17,814,690.00	5.2200
	Treasury Bill	03/28/2024	01/12/2024	Santander US Capital Markets LLC	88,176.89	7,911,823.11	5.2210
	Treasury Bill	04/04/2024	01/19/2024	BNY Mellon Capital Markets, LLC	77,066.11	6,922,933.89	5.2150
	Treasury Bill	04/04/2024	01/26/2024	Piper Sandler & Co	89,872.50	8,910,127.50	5.2100
	Koch Companies, LLC	04/12/2024	02/02/2024	Wells Fargo Securities, LLC	133,466.67	12,866,533.33	5.2800
	Koch Companies, LLC	04/19/2024	02/08/2024	Wells Fargo Securities, LLC	228,225.56	21,771,774.44	5.2600
	Federal Home Loan Bank	04/26/2024	02/16/2024	Stern Brothers & Co.	143,216.11	13,856,783.89	5.2610
	Koch Companies, LLC	05/03/2024	02/22/2024	Wells Fargo Securities, LLC	94,430.00	8,905,570.00	5.3200
	Treasury Bill	05/09/2024	02/29/2024	Loop Capital Markets	183,575.00	17,816,425.00	5.2450
	Nat'l Sec Clearing Corp	05/17/2024	03/05/2024	Piper Sandler & Co	106,863.89	9,893,136.11	5.2700
	Koch Companies, LLC	05/03/2024	03/15/2024	Piper Sandler & Co	72,547.22	9,927,452.78	5.3300
	Koch Companies, LLC	05/24/2024	03/22/2024	Wells Fargo Securities, LLC	139,912.50	14,860,087.50	5.3300
	TD Bank	05/31/2024	03/28/2024	Stern Brothers & Co.	75,448.89	7,924,551.11	5.3050
	Roche Holdings Inc.	06/07/2024	04/04/2024	Stern Brothers & Co.	149,248.00	15,850,752.00	5.2470
	Nat'l Sec Clearing Corp	06/14/2024	04/12/2024	Stern Brothers & Co.	55,681.50	5,944,318.50	5.3030
	Koch Companies, LLC	06/21/2024	04/19/2024	Wells Fargo Securities, LLC	186,550.00	19,813,450.00	5.3300
	Metlife Short Term Fund	06/28/2024	04/26/2024	Loop Capital Markets	241,150.00	25,758,850.00	5.3000
	Nat'l Sec Clearing Corp	07/05/2024	05/03/2024	Wells Fargo Securities, LLC	139,387.50	14,860,612.50	5.3100
	Johnson & Johnson	07/11/2024	05/09/2024	Blaylock Van, LLC	129,972.50	13,870,027.50	5.3050
	Nat'l Sec Clearing Corp	07/19/2024	05/17/2024	Piper Sandler & Co	93,100.00	9,906,900.00	5.3200
	Nat'l Sec Clearing Corp	07/05/2024	05/21/2024	Piper Sandler & Co	66,625.00	9,933,375.00	5.3300
	Microsoft Corporation	07/19/2024	05/21/2024	Piper Sandler & Co	86,697.22	9,913,302.78	5.2900
	Federal Home Loan Bank	07/25/2024	05/24/2024	Loop Capital Markets	135,366.67	14,864,633.33	5.2400
	PSP Captial Inc	08/02/2024	05/31/2024	Stern Brothers & Co	46,375.00	4,953,625.00	5.3000
	Treasury Bill	08/08/2024	06/13/2024	Siebert Williams Shank & Co., LLC	244,626.67	29,755,373.33	5.2420
	Koch Companies, LLC	08/16/2024	06/14/2024	Wells Fargo Securities, LLC	55,860.00	5,944,140.00	5.3200
	Metlife Short Term Fund	08/01/2024	06/21/2024	Blaylock Van, LLC	121,063.89	19,878,936.11	5.3150
	Koch Companies, LLC	08/23/2024	06/28/2024	Wells Fargo Securities, LLC	164,888.89	19,835,111.11	5.3000
	Treasury Bill	08/29/2024	07/05/2024	Stern Brothers & Co.	200,444.44	24,799,555.56	5.2480

Fund	Security	Maturity Date	Purchase Date	Broker	Earnings for the Year	Total Cost	Yield to Maturity
	Federal Home Loan Bank	09/06/2024	07/11/2024	Loop Capital Markets	115,820.83	13,884,179.17	5.2250
	Metlife Short Term Fund	09/13/2024	07/19/2024	Blaylock Van, LLC	82,444.44	9,917,555.56	5.3000
	Siemens Capital Co LLC	09/20/2024	07/25/2024	Blaylock Van, LLC	291,214.58	34,708,785.42	5.2550
	Treasury Bill	09/26/2024	08/01/2024	The Williams Capital Group, LP	163,053.33	19,836,946.67	5.2410
	Federal Home Loan Bank	08/16/2024	08/02/2024	Blaylock Van, LLC	10,237.50	4,989,762.50	5.2650
	Koch Companies, LLC	09/13/2024	08/08/2024	Wells Fargo Securities, LLC	53,200.00	9,946,800.00	5.3200
	Koch Companies, LLC	10/04/2024	08/08/2024	Wells Fargo Securities, LLC	83,125.00	9,916,875.00	5.2500
	Koch Companies, LLC	10/11/2024	08/16/2024	Wells Fargo Securities, LLC	88,635.56	10,911,364.44	5.1800
	Apple Inc.	10/18/2024	08/23/2024	CastleOak Securities, LP	121,333.33	14,878,666.67	5.2000
	Treasury Bill	10/24/2024	08/29/2024	Loop Capital Markets	79,333.33	9,920,666.67	5.1000
	Koch Companies, LLC	10/15/2024	09/04/2024	Wells Fargo Securities, LLC	87,979.17	14,912,020.83	5.1500
	Koch Companies, LLC	09/17/2024	09/06/2024	Wells Fargo Securities, LLC	16,194.44	9,983,805.56	5.3000
	Roche Holdings Inc.	10/29/2024	09/13/2024	Loop Capital Markets	127,777.78	19,872,222.22	5.0000
	Treasury Bill	11/05/2024	09/20/2024	Siebert Williams Shank & Co., LLC	150,458.33	24,849,541.67	4.7100
	Federal Home Loan Bank	11/12/2024	09/25/2024	Blaylock Van, LLC	123,733.33	19,876,266.67	4.6400
	Treasury Bill	11/19/2024	09/25/2024	The Williams Capital Group, LP	141,013.89	19,858,986.11	4.6150
	Koch Companies, LLC	10/08/2024	09/26/2024	Wells Fargo Securities, LLC	32,000.00	19,968,000.00	4.8000
	Federal Home Loan Bank	11/22/2024	10/04/2024	Stern Brothers & Co	31,884.03	4,968,115.97	4.6850
	Metlife Short Term Fund	11/26/2024	10/08/2024	Bank of America Merrill Lynch	129,305.56	19,870,694.44	4.7500
	Apple Inc.	12/03/2024	10/11/2024	Bank of America Merrill Lynch	76,923.61	10,923,076.39	4.7500
	Metlife Short Term Fund	12/10/2024	10/17/2024	Stern Brothers & Co	106,807.50	14,893,192.50	4.7470
	Treasury Bill	12/17/2024	10/18/2024	American Veterans Group, PBC	151,500.00	19,848,500.00	4.5450
	Treasury Bill	12/26/2024	10/18/2024	Siebert Williams Shank & Co., LLC	130,525.00	14,869,475.00	4.5400
	Koch Companies, LLC	01/10/2025	10/29/2024	Wells Fargo Securities, LLC	93,886.11	9,906,113.89	4.6300
	Koch Companies, LLC	01/14/2025	11/05/2024	Loop Capital Markets	134,458.33	14,865,541.67	4.6100
	Koch Companies, LLC	01/07/2025	11/12/2024	Blaylock Van, LLC	106,633.33	14,893,366.67	4.5700
	Federal Home Loan Bank	01/24/2025	11/15/2024	Loop Capital Markets	428,750.00	49,571,250.00	4.4100
	Federal Home Loan Bank	01/22/2025	11/19/2024	Blaylock Van, LLC	118,000.00	14,882,000.00	4.4250
	Fannie Mae	01/28/2025	11/22/2024	Stern Brothers & Co.	40,990.97	4,959,009.03	4.4050
	Treasury Bill	02/06/2025	11/26/2024	Oppenheimer & Co. Inc	132,397.50	14,867,602.50	4.4133
	Koch Companies, LLC	01/28/2025	12/03/2024	Loop Capital Markets	35,311.11	4,964,688.89	4.5400
	Siemens Capital Co LLC	12/31/2024	12/17/2024	Piper Sandler & Co	17,150.00	9,982,850.00	4.4100
	Treasury Bill	02/11/2025	12/20/2024	KeyBanc Capital Markets, Inc.	124,579.44	19,875,420.56	4.2310
	Treasury Bill	02/27/2025	12/26/2024	Stern Brothers & Co.	109,803.75	14,890,196.25	4.1830
	Treasury Bill	03/06/2025	12/31/2024	Blaylock Van, LLC	113,072.92	14,886,927.08	4.1750
					\$ 7,689,456.93	\$ 957,310,543.07	
Retirement Pension Accrual							
	Treasury Bill	05/07/2024	01/09/2024	BNY Mellon Capital Markets, LLC	\$ 34,410.83	\$ 1,965,589.17	5.2050
	Treasury Bill	05/07/2024	01/29/2024	Loop Capital Markets	21,371.62	1,478,628.38	5.1810
	Treasury Bill	05/07/2024	04/02/2024	Loop Capital Markets	7,660.62	1,492,339.38	5.2530
	Treasury Bill	05/07/2024	04/26/2024	Loop Capital Markets	3,215.97	1,996,784.03	5.2625
	Toyota Motor Credit Corp	12/06/2024	05/07/2024	Loop Capital Markets	436,117.50	13,563,882.50	5.2650
	Federal Home Loan Bank	12/06/2024	07/31/2024	Loop Capital Markets	89,600.00	4,910,400.00	5.0400
	Federal Home Loan Bank	12/06/2024	09/27/2024	Bank of America Merrill Lynch	30,761.11	3,469,238.89	4.5200
	Koch Companies, LLC	12/06/2024	10/28/2024	Wells Fargo Securities, LLC	7,556.25	1,492,443.75	4.6500
	Toyota Motor Credit Corp	06/05/2025	12/06/2024	Stern Brothers & Co.	82,224.28	3,617,775.72	4.4200
					\$ 712,918.18	\$ 33,987,081.82	
Public Liability Claims							
	Treasury Bill	02/20/2024	01/10/2024	Siebert Williams Shank & Co., LLC	\$ 74,810.76	\$ 12,425,189.24	5.2550
	Koch Companies, LLC	04/05/2024	02/20/2024	Loop Capital Markets	82,968.75	12,417,031.25	5.3100
	Koch Companies, LLC	05/14/2024	04/05/2024	Wells Fargo Securities, LLC	74,923.33	12,925,076.67	5.3200
	Koch Companies, LLC	06/11/2024	05/14/2024	Bank of America Merrill Lynch	41,455.56	9,958,544.44	5.3300
	Metlife Short Term Fund	07/10/2024	06/11/2024	Loop Capital Markets	42,775.00	9,957,225.00	5.3100
	Koch Companies, LLC	08/21/2024	07/10/2024	Wells Fargo Securities, LLC	61,950.00	9,938,050.00	5.3100
	Koch Companies, LLC	10/04/2024	08/21/2024	Wells Fargo Securities, LLC	64,166.67	9,935,833.33	5.2500
	Koch Companies, LLC	12/03/2024	10/04/2024	Wells Fargo Securities, LLC	77,333.33	9,922,666.67	4.6400
	Nestle Financial Intl LTD	12/03/2024	10/24/2024	Piper Sandler & Co	7,750.00	1,492,250.00	4.6500
	Koch Companies, LLC	01/14/2025	12/03/2024	Loop Capital Markets	61,180.00	11,438,820.00	4.5600

Fund	Security	Maturity Date	Purchase Date	Broker	Earnings for the Year	Total Cost	Yield to Maturity
					<u>\$ 589,313.40</u>	<u>\$ 100,410,686.60</u>	
Insurance							
	Treasury Bill	02/13/2024	01/04/2024	The Williams Capital Group, LP	\$ 8,758.33	\$ 1,491,241.67	5.2550
	Koch Companies, LLC	03/21/2024	02/13/2024	Wells Fargo Securities, LLC	8,155.42	1,491,844.58	5.2900
	Koch Companies, LLC	05/07/2024	03/21/2024	Wells Fargo Securities, LLC	10,437.92	1,489,562.08	5.3300
	Koch Companies, LLC	06/18/2024	05/07/2024	Wells Fargo Securities, LLC	9,292.50	1,490,707.50	5.3100
	Koch Companies, LLC	07/25/2024	06/18/2024	Wells Fargo Securities, LLC	8,217.08	1,491,782.92	5.3300
	Certificate of Deposit	06/20/2025	06/20/2024	Community Bank NA	-	220,733.00	0.0000
	Treasury Bill	09/03/2024	07/25/2024	USBI Capital Markets	8,753.33	1,491,246.67	5.2520
	Koch Companies, LLC	10/22/2024	09/03/2024	Wells Fargo Securities, LLC	10,514.58	1,489,485.42	5.1500
	Metlife Short Term Fund	12/10/2024	10/22/2024	Piper Sandler & Co	9,616.25	1,490,383.75	4.7100
	Treasury Bill	01/23/2025	12/10/2024	Siebert Williams Shank & Co., LLC	7,929.17	1,492,070.83	4.3250
					<u>\$ 81,674.58</u>	<u>\$ 13,639,058.42</u>	
Capitalized Interest Series O							
	Federal Home Loan Bank	06/27/2024	06/20/2024	Piper Sandler & Co	\$ 15,719.12	\$ 15,397,280.88	5.2450
	Federal Home Loan Bank	12/31/2024	06/27/2024	Siebert Williams Shank & Co., LLC	185,193.58	6,846,806.42	5.0700
					<u>\$ 200,912.70</u>	<u>\$ 22,244,087.30</u>	
Bond Proceeds - Series O							
	Koch Companies, LLC	01/12/2024	01/04/2024	Wells Fargo Securities, LLC	\$ 7,026.67	\$ 5,992,973.33	5.2700
	Nestle Financial Intl LTD	01/18/2024	01/12/2024	Piper Sandler & Co	5,241.00	5,994,759.00	5.2410
	Federal Home Loan Bank	01/26/2024	01/18/2024	Wells Fargo Securities, LLC	6,973.32	5,993,026.68	5.2300
	Nestle Financial Intl LTD	02/01/2024	01/26/2024	Loop Capital Markets	5,250.00	5,994,750.00	5.2500
	Koch Companies, LLC	02/09/2024	02/01/2024	Wells Fargo Securities, LLC	7,026.67	5,992,973.33	5.2700
					<u>\$ 31,517.66</u>	<u>\$ 29,968,482.34</u>	
Bond Proceeds - Series P							
	Treasury Bill	02/27/2024	02/15/2024	Wells Fargo Securities, LLC	\$ 45,867.55	\$ 26,154,132.45	5.2520
	Treasury Bill	03/12/2024	02/15/2024	Wells Fargo Securities, LLC	379,744.00	99,620,256.00	5.2580
	Treasury Bill	04/18/2024	02/15/2024	Santander US Capital Markets LLC	914,375.00	99,085,625.00	5.2250
	Treasury Bill	05/16/2024	02/15/2024	Santander US Capital Markets LLC	988,677.08	74,011,322.92	5.2150
	Treasury Bill	03/07/2024	02/27/2024	Stern Brothers & Co.	32,800.00	24,967,200.00	5.2480
	Treasury Bill	03/21/2024	03/07/2024	Loop Capital Markets	51,216.67	24,948,783.33	5.2680
	Treasury Bill	04/04/2024	03/12/2024	BNY Mellon Capital Markets, LLC	168,027.78	49,831,972.22	5.2600
	Treasury Bill	04/11/2024	03/12/2024	American Veterans Group, PBC	197,437.50	44,802,562.50	5.2650
	Koch Companies, LLC	05/03/2024	03/21/2024	Bank of America Merrill Lynch	159,159.72	24,840,840.28	5.3300
	Treasury Bill	05/30/2024	04/04/2024	Loop Capital Markets	203,933.33	24,796,066.67	5.2440
	Treasury Bill	06/13/2024	04/04/2024	Stern Brothers & Co.	252,875.00	24,747,125.00	5.2020
	Treasury Bill	06/20/2024	04/11/2024	Blaylock Van, LLC	203,486.11	19,796,513.89	5.2325
	Treasury Bill	07/11/2024	04/11/2024	Wells Fargo Securities, LLC	331,454.75	24,668,545.25	5.2450
	Treasury Bill	06/06/2024	04/18/2024	Santander US Capital Markets LLC	285,615.56	39,714,384.44	5.2460
	Treasury Bill	06/27/2024	04/18/2024	Blaylock Van, LLC	508,229.17	49,491,770.83	5.2275
	Metlife Short Term Fund	07/19/2024	05/03/2024	Stern Brothers & Co.	284,365.28	24,715,634.72	5.3180
	Nat'l Sec Clearing Corp	07/26/2024	05/16/2024	Wells Fargo Securities, LLC	367,918.06	34,632,081.94	5.3300
	TD Bank	08/09/2024	05/16/2024	Wells Fargo Securities, LLC	504,333.33	39,495,666.67	5.3400
	Treasury Bill	08/01/2024	05/30/2024	Siebert Williams Shank & Co., LLC	137,865.00	14,862,135.00	5.2520
	Treasury Bill	08/15/2024	06/06/2024	Santander US Capital Markets LLC	203,781.67	19,796,218.33	5.2401
	Treasury Bill	08/22/2024	06/06/2024	Santander US Capital Markets LLC	224,159.83	19,775,840.17	5.2401
	Treasury Bill	08/29/2024	06/13/2024	Santander US Capital Markets LLC	280,194.44	24,719,805.56	5.2400
	Metlife Short Term Fund	09/05/2024	06/20/2024	Loop Capital Markets	227,577.78	19,772,422.22	5.3200
	Nestle Financial Intl LTD	09/12/2024	06/27/2024	Blaylock Van, LLC	284,472.22	24,715,527.78	5.3200
	Federal Home Loan Bank	09/20/2024	07/11/2024	Loop Capital Markets	257,375.00	24,742,625.00	5.2200
	Siemens Capital Co LLC	09/27/2024	07/12/2024	Piper Sandler & Co	282,600.69	24,717,399.31	5.2850
	Metlife Short Term Fund	09/06/2024	07/19/2024	Blaylock Van, LLC	180,347.22	24,819,652.78	5.3000
	Federal Home Loan Bank	10/03/2024	07/26/2024	Loop Capital Markets	198,950.00	19,801,050.00	5.1900
	Treasury Bill	10/10/2024	07/26/2024	Siebert Williams Shank & Co., LLC	163,906.67	14,836,093.33	5.1760
	Federal Home Loan Bank	10/18/2024	08/01/2024	Stern Brothers & Co.	111,583.33	9,888,416.67	5.1500
	Nestle Financial Intl LTD	10/25/2024	08/09/2024	Loop Capital Markets	218,401.94	19,781,598.06	5.1055

Fund	Security	Maturity Date	Purchase Date	Broker	Earnings for the Year	Total Cost	Yield to Maturity
	Nestle Financial Intl LTD	11/01/2024	08/09/2024	Loop Capital Markets	178,692.50	14,821,307.50	5.1055
	Nestle Financial Intl LTD	11/07/2024	08/15/2024	Piper Sandler & Co	238,700.00	19,761,300.00	5.1150
	Nestle Financial Intl LTD	11/15/2024	08/22/2024	Stern Brothers & Co	242,155.56	19,757,844.44	5.1280
	Nestle Financial Intl LTD	11/21/2024	08/29/2024	Blaylock Van, LLC	296,333.33	24,703,666.67	5.0800
	Treasury Bill	11/26/2024	09/05/2024	Siebert Williams Shank & Co., LLC	113,000.56	9,886,999.44	4.9610
	Nestle Financial Intl LTD	09/24/2024	09/06/2024	Blaylock Van, LLC	39,225.00	14,960,775.00	5.2300
	Treasury Bill	12/05/2024	09/12/2024	BNY Mellon Capital Markets, LLC	283,791.67	24,716,208.33	4.8650
	Treasury Bill	12/19/2024	09/20/2024	Siebert Williams Shank & Co., LLC	288,793.75	24,711,206.25	4.6207
	Treasury Bill	12/24/2024	09/24/2024	USBI Capital Markets	172,900.00	14,827,100.00	4.5600
	Federal Home Loan Bank	12/12/2024	09/27/2024	Bank of America Merrill Lynch	237,500.00	24,762,500.00	4.5000
	Federal Home Loan Bank	12/27/2024	10/03/2024	Blaylock Van, LLC	213,680.56	19,786,319.44	4.5250
	SANOFI	12/30/2024	10/10/2024	Loop Capital Markets	159,300.00	14,840,700.00	4.7200
	PSP Captial Inc	01/10/2025	10/18/2024	Loop Capital Markets	106,633.33	9,893,366.67	4.5700
	Mellife Short Term Fund	01/16/2025	10/25/2024	Loop Capital Markets	212,111.11	19,787,888.89	4.6000
	Koch Companies, LLC	01/24/2025	11/01/2024	Loop Capital Markets	161,000.00	14,839,000.00	4.6000
	Koch Companies, LLC	01/28/2025	11/07/2024	Wells Fargo Securities, LLC	208,188.89	19,791,811.11	4.5700
	Federal Home Loan Bank	02/07/2025	11/15/2024	Piper Sandler & Co	154,700.00	14,845,300.00	4.4200
	Toyota Motor Credit Corp	02/13/2025	11/21/2024	Stern Brothers & Co.	266,408.33	24,733,591.67	4.5670
	PSP Captial Inc	02/21/2025	11/26/2024	Loop Capital Markets	108,750.00	9,891,250.00	4.5000
	PSP Captial Inc	02/28/2025	12/05/2024	Loop Capital Markets	211,555.56	19,788,444.44	4.4800
	Korea Dev Bank, NY	03/04/2025	12/12/2024	Loop Capital Markets	253,402.78	24,746,597.22	4.4500
	Federal Home Loan Bank	03/11/2025	12/19/2024	Loop Capital Markets	241,444.44	24,758,555.56	4.2400
	Treasury Bill	03/18/2025	12/24/2024	USBI Capital Markets	98,588.00	9,901,412.00	4.2252
	Korea Dev Bank, NY	03/26/2025	12/27/2024	Wells Fargo Securities, LLC	220,027.78	19,779,972.22	4.4500
	Federal Home Loan Bank	04/04/2025	12/30/2024	Stern Brothers & Co.	166,645.83	14,833,354.17	4.2100
					\$ 13,524,260.66	\$ 1,467,675,739.34	
Operating							
	Koch Companies, LLC	01/09/2024	01/03/2024	Wells Fargo Securities, LLC	\$ 4,408.33	\$ 4,995,591.67	5.2900
	Koch Companies, LLC	01/16/2024	01/03/2024	Wells Fargo Securities, LLC	9,551.39	4,990,448.61	5.2900
	Koch Companies, LLC	01/17/2024	01/05/2024	Wells Fargo Securities, LLC	8,783.33	4,991,216.67	5.2700
	Treasury Bill	01/30/2024	01/17/2024	Siebert Williams Shank & Co., LLC	22,650.77	11,977,349.23	5.2271
	Treasury Bill	02/13/2024	02/05/2024	BNY Mellon Capital Markets, LLC	5,844.44	4,994,155.56	5.2600
	Treasury Bill	03/12/2024	03/01/2024	BNY Mellon Capital Markets, LLC	9,661.67	5,990,338.33	5.2700
	Koch Companies, LLC	03/20/2024	03/04/2024	Wells Fargo Securities, LLC	11,777.78	4,988,222.22	5.3000
	Treasury Bill	03/26/2024	03/05/2024	American Veterans Group, PBC	15,373.75	4,984,626.25	5.2710
	Treasury Bill	04/09/2024	03/22/2024	BNY Mellon Capital Markets, LLC	26,325.00	9,973,675.00	5.2650
	Koch Companies, LLC	04/02/2024	03/25/2024	Wells Fargo Securities, LLC	5,900.00	4,994,100.00	5.3100
	Treasury Bill	04/16/2024	04/02/2024	Siebert Williams Shank & Co., LLC	10,218.06	4,989,781.94	5.2550
	Apple Inc.	04/23/2024	04/08/2024	Piper Sandler & Co	10,937.50	4,989,062.50	5.2500
	Treasury Bill	04/30/2024	04/09/2024	Wells Fargo Securities, LLC	15,312.50	4,984,687.50	5.2500
	Koch Companies, LLC	04/30/2024	04/16/2024	Wells Fargo Securities, LLC	10,363.89	4,989,636.11	5.3300
	Treasury Bill	05/07/2024	04/30/2024	Siebert Williams Shank & Co., LLC	15,370.83	14,984,629.17	5.2700
	Treasury Bill	05/14/2024	05/03/2024	BNY Mellon Capital Markets, LLC	24,062.50	14,975,937.50	5.2500
	Federal Home Loan Bank	05/21/2024	05/07/2024	Stern Brothers & Co.	20,494.44	9,979,505.56	5.2700
	Koch Companies, LLC	05/28/2024	05/14/2024	Loop Capital Markets	31,033.33	14,968,966.67	5.3200
	Koch Companies, LLC	06/04/2024	05/28/2024	Wells Fargo Securities, LLC	7,213.89	6,992,786.11	5.3000
	Treasury Bill	06/25/2024	06/13/2024	Siebert Williams Shank & Co., LLC	17,473.33	9,982,526.67	5.2420
	Treasury Bill	07/16/2024	06/25/2024	Stern Brothers & Co	30,187.50	9,969,812.50	5.1750
	Koch Companies, LLC	07/23/2024	07/02/2024	Wells Fargo Securities, LLC	15,487.50	4,984,512.50	5.3100
	Koch Companies, LLC	07/30/2024	07/16/2024	Wells Fargo Securities, LLC	16,520.00	7,983,480.00	5.3100
	Treasury Bill	08/13/2024	07/24/2024	Wells Fargo Securities, LLC	14,597.20	4,985,402.80	5.2550
	Roche Holdings Inc.	08/27/2024	07/29/2024	Piper Sandler & Co	42,613.89	9,957,386.11	5.2900
	Treasury Bill	08/06/2024	07/30/2024	The Williams Capital Group, LP	5,134.31	4,994,865.69	5.2810
	Treasury Bill	08/13/2024	08/02/2024	USBI Capital Markets	8,036.11	4,991,963.89	5.2600
	Treasury Bill	10/29/2024	10/21/2024	USBI Capital Markets	10,472.22	9,989,527.78	4.7125
					\$ 425,805.46	\$ 212,574,194.54	
Facilities Capital Improvement							
	Koch Companies, LLC	01/26/2024	01/04/2024	Wells Fargo Securities, LLC	\$ 16,133.33	\$ 4,983,866.67	5.2800

Fund	Security	Maturity Date	Purchase Date	Broker	Earnings for the Year	Total Cost	Yield to Maturity
Treasury Bill		02/01/2024	01/11/2024	CastleOak Securities, LP	3,068.33	996,931.67	5.2600
Treasury Bill		02/08/2024	01/18/2024	Wells Fargo Securities, LLC	16,843.75	5,483,156.25	5.2500
Treasury Bill		02/08/2024	01/26/2024	Piper Sandler & Co	9,406.94	4,990,593.06	5.2100
Koch Companies, LLC		02/16/2024	02/01/2024	Wells Fargo Securities, LLC	2,200.00	997,800.00	5.2800
Koch Companies, LLC		02/22/2024	02/08/2024	Wells Fargo Securities, LLC	8,244.44	3,991,755.56	5.3000
Koch Companies, LLC		02/29/2024	02/08/2024	Wells Fargo Securities, LLC	17,004.17	5,482,995.83	5.3000
Treasury Bill		03/07/2024	02/16/2024	BNY Mellon Capital Markets, LLC	2,919.44	997,080.56	5.2550
Koch Companies, LLC		03/08/2024	02/22/2024	Wells Fargo Securities, LLC	8,833.33	3,991,166.67	5.3000
Koch Companies, LLC		03/22/2024	02/29/2024	Wells Fargo Securities, LLC	17,813.89	5,482,186.11	5.3000
Treasury Bill		03/28/2024	03/07/2024	Loop Capital Markets	3,072.42	996,927.58	5.2670
Treasury Bill		04/04/2024	03/08/2024	BNY Mellon Capital Markets, LLC	15,780.00	3,984,220.00	5.2600
Koch Companies, LLC		04/12/2024	03/22/2024	Wells Fargo Securities, LLC	15,545.83	4,984,454.17	5.3300
Treasury Bill		04/11/2024	03/28/2024	Blaylock Van, LLC	2,037.78	997,962.22	5.2400
Treasury Bill		04/18/2024	04/04/2024	Wells Fargo Securities, LLC	8,190.00	3,991,810.00	5.2650
Koch Companies, LLC		05/03/2024	04/11/2024	Wells Fargo Securities, LLC	3,251.11	996,748.89	5.3200
Koch Companies, LLC		05/10/2024	04/12/2024	Wells Fargo Securities, LLC	20,727.78	4,979,272.22	5.3300
Koch Companies, LLC		05/17/2024	04/18/2024	Wells Fargo Securities, LLC	12,856.67	2,987,143.33	5.3200
Treasury Bill		05/23/2024	05/03/2024	Siebert Williams Shank & Co., LLC	2,922.22	997,077.78	5.2600
Koch Companies, LLC		05/31/2024	05/10/2024	Wells Fargo Securities, LLC	13,912.50	4,486,087.50	5.3000
Koch Companies, LLC		06/14/2024	05/17/2024	Loop Capital Markets	12,390.00	2,987,610.00	5.3100
Koch Companies, LLC		06/21/2024	05/23/2024	Wells Fargo Securities, LLC	4,277.50	995,722.50	5.3100
Siemens Capital Co LLC		06/27/2024	05/31/2024	Loop Capital Markets	17,820.00	4,482,180.00	5.2800
Koch Companies, LLC		07/03/2024	06/14/2024	Wells Fargo Securities, LLC	12,611.25	4,487,388.75	5.3100
Apple Inc.		07/12/2024	06/21/2024	Piper Sandler & Co	3,074.17	996,925.83	5.2700
Treasury Bill		07/18/2024	06/27/2024	Piper Sandler & Co	13,650.00	4,486,350.00	5.2000
Wal-Mart Stores		07/25/2024	07/03/2024	Blaylock Van, LLC	12,931.11	3,987,068.89	5.2900
Federal Home Loan Bank		08/02/2024	07/12/2024	Wells Fargo Securities, LLC	3,056.67	996,943.33	5.2400
Apple Inc.		08/08/2024	07/18/2024	Blaylock Van, LLC	13,833.75	4,486,166.25	5.2700
Treasury Bill		08/15/2024	07/25/2024	Siebert Williams Shank & Co., LLC	12,278.00	3,987,722.00	5.2620
Treasury Bill		08/22/2024	08/02/2024	USBI Capital Markets	2,926.39	997,073.61	5.2675
Treasury Bill		08/29/2024	08/08/2024	USBI Capital Markets	9,147.25	2,990,852.75	5.2270
Treasury Bill		09/05/2024	08/15/2024	BNY Mellon Capital Markets, LLC	6,066.67	1,993,933.33	5.2000
Treasury Bill		09/12/2024	08/15/2024	BNY Mellon Capital Markets, LLC	8,120.00	1,991,880.00	5.2200
Koch Companies, LLC		09/20/2024	08/22/2024	Wells Fargo Securities, LLC	4,245.28	995,754.72	5.2700
Treasury Bill		09/24/2024	08/29/2024	Loop Capital Markets	11,338.17	2,988,661.83	5.2330
Metlife Short Term Fund		10/04/2024	09/04/2024	Blaylock Van, LLC	10,770.83	2,489,229.17	5.1700
Koch Companies, LLC		10/10/2024	09/04/2024	Piper Sandler & Co	12,950.00	2,487,050.00	5.1800
Treasury Bill		10/17/2024	09/05/2024	Siebert Williams Shank & Co., LLC	11,935.00	1,988,065.00	5.1150
Treasury Bill		10/24/2024	09/12/2024	The Williams Capital Group, LP	11,620.00	1,988,380.00	4.9800
Treasury Bill		10/31/2024	09/20/2024	Siebert Williams Shank & Co., LLC	5,389.22	994,610.78	4.7320
Apple Inc.		11/07/2024	09/24/2024	Stern Brothers & Co.	17,123.33	2,982,876.67	4.6700
Treasury Bill		11/26/2024	10/04/2024	Wells Fargo Securities, LLC	17,151.40	2,482,848.60	4.6600
Apple Inc.		11/22/2024	10/10/2024	Bank of America Merrill Lynch	11,442.78	1,988,557.22	4.7900
Treasury Bill		12/10/2024	10/17/2024	BNY Mellon Capital Markets, LLC	13,860.00	1,986,140.00	4.6200
Treasury Bill		11/14/2024	10/21/2024	USBI Capital Markets	6,214.67	1,993,785.33	4.6610
Metlife Short Term Fund		11/26/2024	10/24/2024	Blaylock Van, LLC	8,671.67	1,991,328.33	4.7300
Federal Home Loan Bank		12/19/2024	10/31/2024	American Veterans Group, PBC	6,206.67	993,793.33	4.5600
Koch Companies, LLC		01/10/2025	11/07/2024	Wells Fargo Securities, LLC	20,444.44	2,479,555.56	4.6000
Treasury Bill		12/26/2024	11/14/2024	Siebert Williams Shank & Co., LLC	10,570.00	1,989,430.00	4.5300
Fannie Mae		01/16/2025	11/22/2024	Stern Brothers & Co.	13,475.00	1,986,525.00	4.4100
Treasury Bill		01/30/2025	11/26/2024	Siebert Williams Shank & Co., LLC	31,743.11	3,968,256.89	4.3952
Metlife Short Term Fund		02/11/2025	12/10/2024	Loop Capital Markets	15,540.00	1,984,460.00	4.4400
Federal Home Loan Bank		01/02/2025	12/19/2024	Wells Fargo Securities, LLC	1,648.89	998,351.11	4.2400
Treasury Bill		01/23/2025	12/20/2024	Alamo Capital	17,977.50	4,482,022.50	4.2300
Treasury Bill		02/25/2025	12/26/2024	USBI Capital Markets	14,104.56	1,985,895.44	4.1620
					\$ 607,369.21	\$ 154,892,630.79	
Environmental Remediation Reserve							
Treasury Bill		02/20/2024	01/08/2024	Santander US Capital Markets LLC	\$ 56,555.75	\$ 8,943,444.25	5.2610
Treasury Bill		03/07/2024	01/23/2024	Santander US Capital Markets LLC	57,816.00	8,942,184.00	5.2560

Fund	Security	Maturity Date	Purchase Date	Broker	Earnings for the Year	Total Cost	Yield to Maturity
	Koch Companies, LLC	03/27/2024	02/20/2024	Loop Capital Markets	47,790.00	8,952,210.00	5.3100
	Koch Companies, LLC	04/23/2024	03/07/2024	Wells Fargo Securities, LLC	62,510.00	8,937,490.00	5.3200
	TD Bank	05/15/2024	03/27/2024	Stern Brothers & Co.	57,634.89	7,942,365.11	5.2930
	Koch Companies, LLC	06/04/2024	04/23/2024	Stern Brothers & Co	56,101.50	8,943,898.50	5.3430
	Nat'l Sec Clearing Corp	06/25/2024	05/15/2024	Piper Sandler & Co	42,332.50	6,957,667.50	5.3100
	Nestle Financial Intl LTD	07/23/2024	06/04/2024	Blaylock Van, LLC	64,802.50	8,935,197.50	5.2900
	Treasury Bill	08/13/2024	06/25/2024	Multi-Bank Securities Inc	49,735.00	6,950,265.00	5.2200
	Federal Home Loan Bank	09/03/2024	07/23/2024	Piper Sandler & Co	55,072.50	8,944,927.50	5.2450
	Koch Companies, LLC	09/24/2024	08/13/2024	Wells Fargo Securities, LLC	43,120.00	6,956,880.00	5.2800
	Koch Companies, LLC	10/15/2024	09/03/2024	Wells Fargo Securities, LLC	54,180.00	8,945,820.00	5.1600
	Apple Inc.	11/13/2024	09/24/2024	Loop Capital Markets	45,305.56	6,954,694.44	4.6600
	Treasury Bill	12/10/2024	10/15/2024	USBI Capital Markets	64,925.00	8,935,075.00	4.6375
	Treasury Bill	12/10/2024	10/24/2024	American Veterans Group, PBC	6,025.14	993,974.86	4.6150
	Treasury Bill	01/07/2025	11/13/2024	Siebert Williams Shank & Co., LLC	30,779.37	4,469,220.63	4.4770
	Federal Home Loan Bank	01/09/2025	12/10/2024	Loop Capital Markets	36,333.33	9,963,666.67	4.3600
					\$ 831,019.04	\$ 131,668,980.96	
General Reserve							
	Treasury Bill	02/06/2024	01/02/2024	Stern Brothers & Co.	\$ 46,025.00	\$ 8,953,975.00	5.2600
	Treasury Bill	02/13/2024	01/09/2024	Stern Brothers & Co.	40,895.56	7,959,104.44	5.2580
	Treasury Bill	02/20/2024	01/12/2024	The Williams Capital Group, LP	28,497.08	4,971,502.92	5.2610
	Koch Companies, LLC	02/27/2024	01/16/2024	Wells Fargo Securities, LLC	24,873.33	3,975,126.67	5.3300
	Treasury Bill	03/05/2024	01/23/2024	Santander US Capital Markets LLC	30,630.83	4,969,369.17	5.2510
	Koch Companies, LLC	03/12/2024	01/30/2024	Wells Fargo Securities, LLC	37,170.00	5,962,830.00	5.3100
	Treasury Bill	03/19/2024	02/06/2024	Loop Capital Markets	55,125.00	8,944,875.00	5.2500
	Koch Companies, LLC	03/26/2024	02/20/2024	Wells Fargo Securities, LLC	31,033.33	5,968,966.67	5.3200
	Koch Companies, LLC	04/02/2024	02/26/2024	Piper Sandler & Co	53,200.00	9,946,800.00	5.3200
	Koch Companies, LLC	04/09/2024	02/27/2024	Piper Sandler & Co	24,780.00	3,975,220.00	5.3100
	Koch Companies, LLC	04/16/2024	03/12/2024	Wells Fargo Securities, LLC	31,091.67	5,968,908.33	5.3300
	Treasury Bill	04/23/2024	03/19/2024	BNY Mellon Capital Markets, LLC	46,025.00	8,953,975.00	5.2600
	Koch Companies, LLC	04/30/2024	03/22/2024	Blaylock Van, LLC	23,096.67	3,976,903.33	5.3300
	Koch Companies, LLC	05/07/2024	03/26/2024	Loop Capital Markets	37,310.00	5,962,690.00	5.3300
	Treasury Bill	05/14/2024	04/02/2024	Siebert Williams Shank & Co., LLC	61,366.67	9,938,633.33	5.2600
	Metlife Short Term Fund	05/21/2024	04/09/2024	Piper Sandler & Co	24,686.67	3,975,313.33	5.2900
	Treasury Bill	05/28/2024	04/23/2024	Loop Capital Markets	46,116.87	8,953,883.13	5.2705
	Wal-Mart Stores	06/04/2024	04/25/2024	The Williams Capital Group, LP	41,300.00	6,958,700.00	5.3100
	Koch Companies, LLC	06/11/2024	04/30/2024	Wells Fargo Securities, LLC	24,733.33	3,975,266.67	5.3000
	Koch Companies, LLC	06/18/2024	05/07/2024	Wells Fargo Securities, LLC	37,170.00	5,962,830.00	5.3100
	Koch Companies, LLC	06/25/2024	05/14/2024	Wells Fargo Securities, LLC	62,183.33	9,937,816.67	5.3300
	Federal Home Loan Bank	07/02/2024	05/21/2024	Piper Sandler & Co	33,751.67	5,466,248.33	5.2600
	Treasury Bill	07/09/2024	05/28/2024	The Williams Capital Group, LP	55,177.50	8,944,822.50	5.2550
	Nestle Financial Intl LTD	07/16/2024	06/04/2024	Blaylock Van, LLC	43,201.67	6,956,798.33	5.2900
	Treasury Bill	07/23/2024	06/13/2024	Blaylock Van, LLC	26,262.50	4,473,737.50	5.2525
	Koch Companies, LLC	07/30/2024	06/18/2024	Wells Fargo Securities, LLC	37,310.00	5,962,690.00	5.3300
	Treasury Bill	08/06/2024	06/25/2024	Stern Brothers & Co	60,608.33	9,939,391.67	5.1950
	Koch Companies, LLC	08/13/2024	07/09/2024	Wells Fargo Securities, LLC	51,722.22	9,948,277.78	5.3200
	Chevron Funding Corp	08/20/2024	07/16/2024	Loop Capital Markets	36,001.39	6,963,998.61	5.2900
	Apple Inc.	08/27/2024	07/23/2024	Piper Sandler & Co	23,187.50	4,476,812.50	5.3000
	Treasury Bill	09/03/2024	07/30/2024	Santander US Capital Markets LLC	51,237.08	9,948,762.92	5.2701
	Treasury Bill	09/10/2024	08/06/2024	USBI Capital Markets	50,652.78	9,949,347.22	5.2100
	Koch Companies, LLC	09/17/2024	08/13/2024	Wells Fargo Securities, LLC	20,611.11	3,979,388.89	5.3000
	Koch Companies, LLC	09/24/2024	08/20/2024	Wells Fargo Securities, LLC	36,001.39	6,963,998.61	5.2900
	Koch Companies, LLC	09/17/2024	08/27/2024	Wells Fargo Securities, LLC	13,886.25	4,486,113.75	5.2900
	Koch Companies, LLC	10/08/2024	09/03/2024	Wells Fargo Securities, LLC	70,505.56	13,929,494.44	5.1800
	Federal Home Loan Bank	10/01/2024	09/10/2024	Santander US Capital Markets LLC	29,662.50	9,970,337.50	5.0850
	Pacific Life Short Term	10/15/2024	09/17/2024	Oppenheimer & Co. Inc.	17,465.00	4,482,535.00	4.9900
	Apple Inc.	10/29/2024	09/24/2024	Stern Brothers & Co.	31,911.25	6,968,088.75	4.6890
	Apple Inc.	11/05/2024	09/25/2024	Oppenheimer & Co. Inc.	32,014.17	5,967,985.83	4.6850
	Apple Inc.	11/19/2024	10/01/2024	Bank of America Merrill Lynch	63,427.78	9,936,572.22	4.6600
	Metlife Short Term Fund	12/03/2024	10/08/2024	Bank of America Merrill Lynch	73,888.89	9,926,111.11	4.7500

Fund	Security	Maturity Date	Purchase Date	Broker	Earnings for the Year	Total Cost	Yield to Maturity
	Treasury Bill	12/17/2024	10/15/2024	KeyBanc Capital Markets, Inc.	35,728.87	4,464,271.13	4.5370
	SANOFI	12/30/2024	10/17/2024	Blaylock Van, LLC	48,254.17	4,951,745.83	4.6950
	Metlife Short Term Fund	01/07/2025	10/29/2024	Loop Capital Markets	63,019.44	6,936,980.56	4.6300
	Metlife Short Term Fund	12/17/2024	11/05/2024	KeyBanc Capital Markets, Inc.	8,085.00	1,491,915.00	4.6200
	Federal Home Loan Bank	01/21/2025	11/18/2024	Loop Capital Markets	39,200.00	4,960,800.00	4.4100
	Federal Home Loan Bank	02/04/2025	11/19/2024	Blaylock Van, LLC	94,538.89	9,905,461.11	4.4200
	Toyota Motor Credit Corp	02/18/2025	12/03/2024	Stern Brothers & Co.	48,157.08	4,951,842.92	4.5030
	Federal Home Loan Bank	01/07/2025	12/17/2024	Blaylock Van, LLC	15,050.00	5,984,950.00	4.3000
	Treasury Bill	03/04/2025	12/20/2024	Wells Fargo Securities, LLC	43,166.65	4,956,833.35	4.2000
	Federal Home Loan Bank	01/21/2025	12/30/2024	Stern Brothers & Co.	12,955.56	4,987,044.44	4.2400
					\$ 2,073,952.54	\$ 353,426,047.46	
Revenue							
	Treasury Bill	02/08/2024	01/12/2024	BNY Mellon Capital Markets, LLC	\$ 59,062.50	\$ 14,940,937.50	5.2500
	Federal Home Loan Bank	02/08/2024	01/12/2024	Multi-Bank Securities Inc.	19,687.50	4,980,312.50	5.2500
	Nestle Financial Intl LTD	02/29/2024	01/31/2024	Oppenheimer & Co. Inc.	105,930.56	24,894,069.44	5.2600
	Treasury Bill	02/22/2024	02/08/2024	Loop Capital Markets	10,208.33	4,989,791.67	5.2500
	Koch Companies, LLC	02/22/2024	02/08/2024	Wells Fargo Securities, LLC	51,527.78	24,948,472.22	5.3000
	Koch Companies, LLC	03/21/2024	02/26/2024	Wells Fargo Securities, LLC	106,200.00	29,893,800.00	5.3100
	Koch Companies, LLC	03/27/2024	02/26/2024	Wells Fargo Securities, LLC	15,814.95	3,558,185.05	5.3100
	Treasury Bill	03/28/2024	02/29/2024	Santander US Capital Markets LLC	102,491.67	24,897,508.33	5.2710
	PSP Capital Inc	04/18/2024	03/21/2024	Stern Brothers & Co.	102,588.89	24,897,411.11	5.2760
	Koch Companies, LLC	04/30/2024	03/25/2024	Blaylock Van, LLC	26,650.00	4,973,350.00	5.3300
	TD Bank	04/25/2024	03/27/2024	Stern Brothers & Co.	15,244.60	3,558,755.40	5.2950
	Treasury Bill	04/30/2024	03/28/2024	Loop Capital Markets	120,495.83	24,879,504.17	5.2580
	Treasury Bill	05/09/2024	04/18/2024	Alamo Capital	46,200.00	14,953,800.00	5.2800
	Treasury Bill	05/09/2024	04/25/2024	BNY Mellon Capital Markets, LLC	20,455.56	9,979,544.44	5.2600
	Federal Home Loan Bank	05/30/2024	04/25/2024	Loop Capital Markets	18,346.53	3,555,653.47	5.2800
	Koch Companies, LLC	05/31/2024	04/30/2024	Wells Fargo Securities, LLC	136,916.67	29,863,083.33	5.3000
	Koch Companies, LLC	06/13/2024	05/09/2024	Wells Fargo Securities, LLC	82,600.00	15,917,400.00	5.3100
	Koch Companies, LLC	06/28/2024	05/21/2024	Wells Fargo Securities, LLC	84,233.33	14,915,766.67	5.3200
	Treasury Bill	06/27/2024	05/30/2024	Siebert Williams Shank & Co., LLC	14,621.63	3,559,378.37	5.2600
	Roche Holdings Inc.	06/27/2024	05/31/2024	CastleOak Securities, LP	99,187.50	24,900,812.50	5.2900
	Treasury Bill	07/11/2024	06/13/2024	Santander US Capital Markets LLC	61,192.83	14,938,807.17	5.2451
	Treasury Bill	07/30/2024	06/27/2024	Piper Sandler & Co	17,059.00	3,556,941.00	5.2070
	Nestle Financial Intl LTD	07/31/2024	06/27/2024	Oppenheimer & Co. Inc	125,138.89	24,874,861.11	5.3000
	Koch Companies, LLC	07/18/2024	06/28/2024	Wells Fargo Securities, LLC	44,166.67	14,955,833.33	5.3000
	Treasury Bill	08/15/2024	07/11/2024	Santander US Capital Markets LLC	102,085.28	19,897,914.72	5.2501
	Treasury Bill	08/29/2024	07/26/2024	CastleOak Securities, LP	74,630.00	14,925,370.00	5.2680
	Treasury Bill	08/29/2024	07/30/2024	The Williams Capital Group, LP	15,725.60	3,558,274.40	5.2800
	Treasury Bill	09/12/2024	07/31/2024	Stern Brothers & Co	157,308.33	24,842,691.67	5.2680
	Treasury Bill	08/22/2024	08/15/2024	Blaylock Van, LLC	20,241.67	19,979,758.33	5.2050
	Koch Companies, LLC	09/19/2024	08/22/2024	Wells Fargo Securities, LLC	81,977.78	19,918,022.22	5.2700
	Treasury Bill	09/26/2024	08/29/2024	Blaylock Van, LLC	40,638.89	9,959,361.11	5.2250
	Treasury Bill	09/26/2024	08/29/2024	Blaylock Van, LLC	14,538.24	3,559,461.76	5.2300
	Treasury Bill	10/03/2024	09/12/2024	The Williams Capital Group, LP	73,062.50	24,926,937.50	5.0100
	Treasury Bill	10/31/2024	09/19/2024	Santander US Capital Markets LLC	85,314.25	14,914,685.75	4.8751
	Federal Home Loan Bank	10/17/2024	09/26/2024	Loop Capital Markets	26,833.33	9,973,166.67	4.6000
	Federal Home Loan Bank	10/31/2024	09/26/2024	Stern Brothers & Co.	16,053.22	3,557,946.78	4.6200
	Federal Home Loan Bank	10/31/2024	09/27/2024	Blaylock Van, LLC	43,444.44	9,956,555.56	4.6000
	Koch Companies, LLC	11/21/2024	10/03/2024	Wells Fargo Securities, LLC	159,930.56	24,840,069.44	4.7000
	Treasury Bill	11/29/2024	10/31/2024	Stern Brothers & Co.	93,347.78	24,906,652.22	4.6352
	Treasury Bill	11/29/2024	10/31/2024	Wells Fargo Securities, LLC	13,358.83	3,560,641.17	4.6400
	Federal Home Loan Bank	12/12/2024	11/21/2024	Stern Brothers & Co.	65,333.33	24,934,666.67	4.4800
	Treasury Bill	12/31/2024	11/29/2024	Siebert Williams Shank & Co., LLC	100,355.56	24,899,644.44	4.5160
	Treasury Bill	12/31/2024	11/29/2024	Wells Fargo Securities, LLC	14,391.32	3,559,608.68	4.5300
	Federal Home Loan Bank	01/31/2025	12/12/2024	Wells Fargo Securities, LLC	149,652.75	24,850,347.25	4.3100
	Treasury Bill	01/16/2025	12/31/2024	Wells Fargo Securities, LLC	46,777.75	24,953,222.25	4.2100
	Treasury Bill	01/30/2025	12/31/2024	Wells Fargo Securities, LLC	12,568.58	3,561,431.42	4.2200
					\$ 2,893,591.21	\$ 707,420,408.79	

Fund	Security	Maturity Date	Purchase Date	Broker	Earnings for the Year	Total Cost	Yield to Maturity
E-ZPass Revenue							
	Treasury Bill	01/09/2024	01/02/2024	Loop Capital Markets	\$ 40,638.89	\$ 39,959,361.11	5.2250
	Koch Companies, LLC	02/29/2024	01/03/2024	Wells Fargo Securities, LLC	252,225.00	29,747,775.00	5.3100
	Treasury Bill	01/11/2024	01/09/2024	BNY Mellon Capital Markets, LLC	17,266.67	59,982,733.33	5.1800
	Koch Companies, LLC	02/13/2024	01/10/2024	Wells Fargo Securities, LLC	125,611.11	24,874,388.89	5.3200
	Treasury Bill	02/15/2024	01/11/2024	Santander US Capital Markets LLC	127,971.18	24,872,028.82	5.2651
	Treasury Bill	02/20/2024	01/16/2024	American Veterans Group, PBC	255,256.94	49,744,743.06	5.2510
	Treasury Bill	02/01/2024	01/18/2024	Loop Capital Markets	81,674.44	39,918,325.56	5.2505
	Federal Home Loan Bank	01/25/2024	01/22/2024	Stern Brothers & Co.	13,075.00	29,986,925.00	5.2300
	Treasury Bill	01/30/2024	01/23/2024	BNY Mellon Capital Markets, LLC	25,399.31	24,974,600.69	5.2250
	Koch Companies, LLC	02/06/2024	01/24/2024	Wells Fargo Securities, LLC	38,422.22	19,961,577.78	5.3200
	Koch Companies, LLC	02/06/2024	01/25/2024	Loop Capital Markets	44,250.00	24,955,750.00	5.3100
	Koch Companies, LLC	02/15/2024	01/29/2024	Loop Capital Markets	50,055.56	19,949,944.44	5.3000
	Treasury Bill	02/27/2024	01/31/2024	Loop Capital Markets	138,101.25	34,861,898.75	5.2610
	Treasury Bill	02/27/2024	02/01/2024	Santander US Capital Markets LLC	94,900.00	24,905,100.00	5.2560
	Treasury Bill	02/29/2024	02/01/2024	Stern Brothers & Co.	102,102.78	24,897,897.22	5.2510
	Treasury Bill	02/08/2024	02/05/2024	CastleOak Securities, LP	15,254.17	34,984,745.83	5.2300
	Treasury Bill	02/22/2024	02/06/2024	Wells Fargo Securities, LLC	69,999.90	29,930,000.10	5.2500
	Treasury Bill	02/20/2024	02/08/2024	Multi-Bank Securities Inc.	70,000.00	39,930,000.00	5.2500
	Treasury Bill	03/07/2024	02/12/2024	BNY Mellon Capital Markets, LLC	105,100.00	29,894,900.00	5.2550
	Treasury Bill	03/12/2024	02/12/2024	Stern Brothers & Co.	42,291.67	9,957,708.33	5.2500
	Koch Companies, LLC	03/26/2024	02/13/2024	Wells Fargo Securities, LLC	185,500.00	29,814,500.00	5.3000
	Treasury Bill	03/28/2024	02/15/2024	Santander US Capital Markets LLC	307,854.17	49,692,145.83	5.2775
	Treasury Bill	03/14/2024	02/20/2024	BNY Mellon Capital Markets, LLC	167,868.06	49,832,131.94	5.2550
	Treasury Bill	03/19/2024	02/22/2024	BNY Mellon Capital Markets, LLC	133,466.67	34,866,533.33	5.2800
	Treasury Bill	03/26/2024	02/26/2024	Stern Brothers & Co	106,152.08	24,893,847.92	5.2710
	Koch Companies, LLC	03/19/2024	02/27/2024	Piper Sandler & Co	77,291.67	24,922,708.33	5.3000
	Treasury Bill	03/05/2024	02/28/2024	Loop Capital Markets	21,837.50	24,978,162.50	5.2410
	Treasury Bill	04/02/2024	02/29/2024	Loop Capital Markets	120,908.33	24,879,091.67	5.2760
	Nat'l Sec Clearing Corp	04/30/2024	03/06/2024	Wells Fargo Securities, LLC	202,430.56	24,797,569.44	5.3000
	Treasury Bill	04/16/2024	03/07/2024	Loop Capital Markets	175,366.67	29,824,633.33	5.2610
	Treasury Bill	04/18/2024	03/08/2024	American Veterans Group, PBC	150,077.08	24,849,922.92	5.2710
	Koch Companies, LLC	04/18/2024	03/12/2024	Wells Fargo Securities, LLC	136,951.39	24,863,048.61	5.3300
	Federal Home Loan Bank	03/21/2024	03/14/2024	Loop Capital Markets	30,625.00	29,969,375.00	5.2500
	Treasury Bill	04/23/2024	03/14/2024	Wells Fargo Securities, LLC	175,333.20	29,824,666.80	5.2600
	Treasury Bill	04/25/2024	03/19/2024	Santander US Capital Markets LLC	135,281.25	24,864,718.75	5.2650
	Treasury Bill	04/11/2024	03/25/2024	BNY Mellon Capital Markets, LLC	123,840.28	49,876,159.72	5.2450
	Koch Companies, LLC	04/30/2024	03/26/2024	Loop Capital Markets	77,729.17	14,922,270.83	5.3300
	Treasury Bill	05/02/2024	03/28/2024	Stern Brothers & Co.	128,017.36	24,871,982.64	5.2670
	Koch Companies, LLC	05/09/2024	04/02/2024	Bank of America Merrill Lynch	218,711.11	39,781,288.89	5.3200
	Roche Holdings Inc.	05/30/2024	04/04/2024	Loop Capital Markets	163,955.56	19,836,044.44	5.2700
	Treasury Bill	05/30/2024	04/08/2024	CastleOak Securities, LP	151,146.67	19,848,853.33	5.2320
	Treasury Bill	05/14/2024	04/11/2024	Loop Capital Markets	144,127.50	29,855,872.50	5.2410
	Treasury Bill	05/16/2024	04/11/2024	Stern Brothers & Co.	153,183.33	29,846,816.67	5.2520
	Treasury Bill	05/14/2024	04/15/2024	BNY Mellon Capital Markets, LLC	84,905.56	19,915,094.44	5.2700
	Koch Companies, LLC	05/28/2024	04/18/2024	Wells Fargo Securities, LLC	177,333.33	29,822,666.67	5.3200
	Treasury Bill	05/21/2024	04/25/2024	Santander US Capital Markets LLC	152,562.22	39,847,437.78	5.2810
	Microsoft Corporation	05/23/2024	04/30/2024	Wells Fargo Securities, LLC	50,552.08	14,949,447.92	5.2750
	Treasury Bill	05/28/2024	05/02/2024	Santander US Capital Markets LLC	133,087.50	34,866,912.50	5.2650
	Treasury Bill	05/30/2024	05/06/2024	Blaylock Van, LLC	105,000.00	29,895,000.00	5.2500
	Koch Companies, LLC	06/28/2024	05/09/2024	Wells Fargo Securities, LLC	184,375.00	24,815,625.00	5.3100
	Nestle Financial Intl LTD	06/27/2024	05/13/2024	Loop Capital Markets	331,250.00	49,668,750.00	5.3000
	Treasury Bill	06/04/2024	05/16/2024	BNY Mellon Capital Markets, LLC	96,979.17	34,903,020.83	5.2500
	Treasury Bill	06/13/2024	05/20/2024	Blaylock Van, LLC	139,733.33	39,860,266.67	5.2400
	Roche Holdings Inc.	06/18/2024	05/23/2024	Piper Sandler & Co	133,719.44	34,866,280.56	5.2900
	Koch Companies, LLC	06/20/2024	05/28/2024	Wells Fargo Securities, LLC	169,305.56	49,830,694.44	5.3000
	Treasury Bill	06/25/2024	05/28/2024	Santander US Capital Markets LLC	184,453.50	44,815,546.50	5.2701
	Treasury Bill	07/30/2024	05/30/2024	Loop Capital Markets	444,961.11	49,555,038.89	5.2520
	Treasury Bill	07/02/2024	05/31/2024	Loop Capital Markets	93,546.67	19,906,453.33	5.2620

Fund	Security	Maturity Date	Purchase Date	Broker	Earnings for the Year	Total Cost	Yield to Maturity
	Treasury Bill	07/09/2024	06/03/2024	Siebert Williams Shank & Co., LLC	105,308.00	19,894,692.00	5.2654
	Nestle Financial Intl LTD	06/12/2024	06/05/2024	Piper Sandler & Co	25,763.89	24,974,236.11	5.3000
	Treasury Bill	07/16/2024	06/12/2024	Piper Sandler & Co	198,446.67	39,801,553.33	5.2530
	Treasury Bill	06/25/2024	06/17/2024	Loop Capital Markets	40,561.11	34,959,438.89	5.2150
	Metlife Short Term Fund	07/18/2024	06/20/2024	Loop Capital Markets	186,200.00	44,813,800.00	5.3200
	Koch Companies, LLC	07/31/2024	06/24/2024	Wells Fargo Securities, LLC	191,012.50	34,808,987.50	5.3100
	Koch Companies, LLC	07/23/2024	06/25/2024	Wells Fargo Securities, LLC	165,200.00	39,834,800.00	5.3100
	Treasury Bill	07/25/2024	06/27/2024	CastleOak Securities, LP	161,808.89	39,838,191.11	5.2010
	Koch Companies, LLC	08/06/2024	06/28/2024	Wells Fargo Securities, LLC	143,541.67	24,856,458.33	5.3000
	Nestle Financial Intl LTD	08/08/2024	06/28/2024	Blaylock Van, LLC	120,722.22	19,879,277.78	5.3000
	Wal-Mart Stores	07/18/2024	07/03/2024	Blaylock Van, LLC	77,145.83	34,922,854.17	5.2900
	Treasury Bill	08/13/2024	07/08/2024	Siebert Williams Shank & Co., LLC	131,300.00	24,868,700.00	5.2520
	Koch Companies, LLC	08/30/2024	07/09/2024	Bank of America Merrill Lynch	269,461.11	34,730,538.89	5.3300
	Federal Home Loan Bank	07/23/2024	07/10/2024	Santander US Capital Markets LLC	28,383.33	14,971,616.67	5.2400
	Treasury Bill	08/27/2024	07/15/2024	Stern Brothers & Co.	219,270.14	34,780,729.86	5.2450
	Wal-Mart Stores	07/25/2024	07/18/2024	Blaylock Van, LLC	51,430.56	49,948,569.44	5.2900
	Siemens Capital Co LLC	08/15/2024	07/22/2024	Blaylock Van, LLC	105,400.00	29,894,600.00	5.2700
	Siemens Capital Co LLC	09/30/2024	07/24/2024	Piper Sandler & Co	350,719.44	34,649,280.56	5.3050
	Treasury Bill	08/01/2024	07/25/2024	USBI Capital Markets	50,915.28	49,949,084.72	5.2370
	Roche Holdings Inc.	08/20/2024	07/29/2024	Piper Sandler & Co	96,800.00	29,903,200.00	5.2800
	Treasury Bill	08/08/2024	07/30/2024	The Williams Capital Group, LP	39,581.25	29,960,418.75	5.2775
	Treasury Bill	08/15/2024	07/30/2024	The Williams Capital Group, LP	70,420.00	29,929,580.00	5.2815
	Treasury Bill	08/22/2024	07/31/2024	Blaylock Van, LLC	48,335.83	14,951,664.17	5.2730
	Treasury Bill	08/22/2024	08/01/2024	USBI Capital Markets	92,365.00	29,907,635.00	5.2780
	Treasury Bill	08/29/2024	08/01/2024	The Williams Capital Group, LP	123,013.33	29,876,986.67	5.2720
	Treasury Bill	09/03/2024	08/05/2024	USBI Capital Markets	105,570.07	24,894,429.93	5.2421
	Treasury Bill	09/17/2024	08/06/2024	American Veterans Group, PBC	151,812.50	24,848,187.50	5.2050
	Treasury Bill	08/13/2024	08/07/2024	Multi-Bank Securities Inc	21,708.25	24,978,291.75	5.2100
	Treasury Bill	08/20/2024	08/08/2024	USBI Capital Markets	43,500.00	24,956,500.00	5.2200
	Koch Companies, LLC	08/30/2024	08/08/2024	Piper Sandler & Co	97,350.00	29,902,650.00	5.3100
	Treasury Bill	09/19/2024	08/12/2024	Blaylock Van, LLC	138,831.94	24,861,168.06	5.2610
	Treasury Bill	09/05/2024	08/13/2024	Stern Brothers & Co.	67,108.89	19,932,891.11	5.2520
	Treasury Bill	09/10/2024	08/13/2024	BNY Mellon Capital Markets, LLC	82,001.11	19,917,998.89	5.2715
	Koch Companies, LLC	09/30/2024	08/14/2024	Wells Fargo Securities, LLC	137,083.33	19,862,916.67	5.2500
	Fannie Mae	09/12/2024	08/15/2024	Drexel Hamilton, LLC	122,266.67	29,877,733.33	5.2400
	Treasury Bill	08/29/2024	08/21/2024	Blaylock Van, LLC	57,972.22	49,942,027.78	5.2175
	Fannie Mae	09/19/2024	08/22/2024	Loop Capital Markets	183,575.00	44,816,425.00	5.2450
	Treasury Bill	09/24/2024	08/29/2024	The Williams Capital Group, LP	132,341.65	34,867,658.35	5.2355
	Koch Companies, LLC	09/26/2024	08/30/2024	Wells Fargo Securities, LLC	117,225.00	29,882,775.00	5.2100
	Treasury Bill	10/31/2024	08/30/2024	Blaylock Van, LLC	433,138.89	49,566,861.11	5.0300
	Koch Companies, LLC	10/10/2024	09/03/2024	Piper Sandler & Co	213,366.67	39,786,633.33	5.1900
	Koch Companies, LLC	10/17/2024	09/06/2024	Loop Capital Markets	146,347.22	24,853,652.78	5.1400
	Treasury Bill	10/15/2024	09/09/2024	Loop Capital Markets	100,850.00	19,899,150.00	5.0425
	Federal Home Loan Bank	10/03/2024	09/10/2024	Santander US Capital Markets LLC	64,975.00	19,935,025.00	5.0850
	Federal Home Loan Bank	10/08/2024	09/12/2024	Loop Capital Markets	90,548.61	24,909,451.39	5.0150
	PSP Capital Inc	10/22/2024	09/16/2024	Loop Capital Markets	124,250.00	24,875,750.00	4.9700
	Treasury Bill	10/15/2024	09/19/2024	Loop Capital Markets	86,576.39	24,913,423.61	4.7950
	Koch Companies, LLC	10/22/2024	09/26/2024	Wells Fargo Securities, LLC	52,000.00	14,948,000.00	4.8000
	Apple Inc.	11/29/2024	09/30/2024	Blaylock Van, LLC	270,666.67	34,729,333.33	4.6400
	Apple Inc.	11/21/2024	10/01/2024	Bank of America Merrill Lynch	297,075.00	44,702,925.00	4.6600
	Treasury Bill	10/24/2024	10/03/2024	KeyBanc Capital Markets, Inc	68,585.42	24,931,414.58	4.7030
	Koch Companies, LLC	10/18/2024	10/07/2024	Oppenheimer & Co. Inc.	22,000.00	14,978,000.00	4.8000
	Koch Companies, LLC	10/29/2024	10/10/2024	Wells Fargo Securities, LLC	50,666.67	19,949,333.33	4.8000
	Koch Companies, LLC	11/12/2024	10/15/2024	Stern Brothers & Co.	93,255.56	24,906,744.44	4.7960
	Treasury Bill	11/14/2024	10/17/2024	KeyBanc Capital Markets, Inc	127,808.33	34,872,191.67	4.6950
	Koch Companies, LLC	11/05/2024	10/18/2024	Wells Fargo Securities, LLC	84,175.00	34,915,825.00	4.8100
	Koch Companies, LLC	11/19/2024	10/21/2024	Loop Capital Markets	95,458.33	24,904,541.67	4.7400
	Koch Companies, LLC	11/26/2024	10/28/2024	Wells Fargo Securities, LLC	131,950.00	34,868,050.00	4.6800
	Treasury Bill	12/31/2024	10/29/2024	USBI Capital Markets	198,668.75	24,801,331.25	4.5410
	Treasury Bill	12/19/2024	10/30/2024	USBI Capital Markets	94,812.50	14,905,187.50	4.5510

Fund	Security	Maturity Date	Purchase Date	Broker	Earnings for the Year	Total Cost	Yield to Maturity
	Treasury Bill	12/17/2024	10/31/2024	CastleOak Securities, LP	149,420.83	24,850,579.17	4.5780
	Koch Companies, LLC	12/12/2024	11/01/2024	Wells Fargo Securities, LLC	133,250.00	24,866,750.00	4.6800
	Koch Companies, LLC	12/17/2024	11/04/2024	Wells Fargo Securities, LLC	139,451.39	24,860,548.61	4.6700
	Treasury Bill	12/24/2024	11/05/2024	The Williams Capital Group, LP	154,145.83	24,845,854.17	4.5300
	Treasury Bill	12/26/2024	11/13/2024	BNY Mellon Capital Markets, LLC	160,175.00	29,839,825.00	4.4700
	Toyota Motor Credit Corp	01/31/2025	11/14/2024	Stern Brothers & Co.	247,817.92	24,752,182.08	4.5751
	Treasury Bill	01/07/2025	11/19/2024	Wells Fargo Securities, LLC	151,423.50	24,848,576.50	4.4500
	Treasury Bill	12/19/2024	11/21/2024	The Williams Capital Group, LP	104,533.33	29,895,466.67	4.4800
	Treasury Bill	12/10/2024	11/25/2024	The Williams Capital Group, LP	46,677.08	24,953,322.92	4.4810
	Treasury Bill	01/16/2025	11/29/2024	Loop Capital Markets	177,240.00	29,822,760.00	4.4310
	Treasury Bill	01/21/2025	12/06/2024	Stern Brothers & Co.	139,533.33	24,860,466.67	4.3680
	Metlife Short Term Fund	01/23/2025	12/09/2024	Blaylock Van, LLC	139,375.00	24,860,625.00	4.4600
	PSP Captial Inc	02/27/2025	12/10/2024	Loop Capital Markets	243,583.33	24,756,416.67	4.4400
	Treasury Bill	02/27/2025	12/12/2024	BNY Mellon Capital Markets, LLC	135,712.50	14,864,287.50	4.2300
	Treasury Bill	01/16/2025	12/16/2024	Blaylock Van, LLC	90,976.39	24,909,023.61	4.2260
	Korea Dev Bank, NY	03/06/2025	12/23/2024	Wells Fargo Securities, LLC	134,441.67	14,865,558.33	4.4200
	Treasury Bill	01/28/2025	12/27/2024	Blaylock Van, LLC	93,444.44	24,906,555.56	4.2050
	Federal Home Loan Bank	01/30/2025	12/30/2024	Stern Brothers & Co.	91,277.78	24,908,722.22	4.2400
					<u>\$ 17,410,122.18</u>	<u>\$ 4,037,589,877.82</u>	
				Grand Total - Thruway	<u>\$ 67,486,055.24</u>	<u>\$ 9,782,444,677.76</u>	WAM 50

**Summary - Yearly Investments by Fund
For the Year Ending December 31, 2024
Trust Fund Program - New York State Thruway Authority**

Fund	Cost	Interest for Year	Avg Yield
Trust Fund Bond Service	\$ 78,939,251	\$ 1,088,749	4.5633%
Total	<u>\$ 78,939,251</u>	<u>\$ 1,088,749</u>	
Weighted Average Maturity			107

Yearly Investments By Fund
New York State Thruway Authority
For the Period January 01, 2024 thru December 31, 2024

Fund	Security Description	Maturity Date	Purchase Date	Broker	Earnings for the Year	Total Cost	Yield to Maturity
<u>Trust Fund Debt Service</u>							
	Treasury Bill	03/28/24	01/12/24	BNY Mellon Capital Markets, LLC	\$ 37,150.91	\$ 3,330,849.09	5.2250
	Federal Home Loan Bank	03/28/24	01/25/24	Santander US Capital Markets LLC	42,028.28	4,549,971.72	5.2300
	Treasury Bill	03/28/24	02/23/24	Piper Sandler & Co	6,370.84	1,273,629.16	5.2700
	Treasury Bill	03/28/24	03/21/24	Wells Fargo Securities, LLC	4,811.71	4,722,188.29	5.2350
	Treasury Bill	09/19/24	03/28/24	Piper Sandler & Co	30,158.49	1,185,841.51	5.1020
	Treasury Bill	09/26/24	04/26/24	BLAYLOCK VAN, LLC	100,596.85	4,472,403.15	5.1760
	Toyota Motor Credit Corp	09/26/24	05/24/24	Stern Brothers & Co.	84,475.83	4,471,524.17	5.3400
	Treasury Bill	10/01/24	06/25/24	Siebert Williams Shank & Co., LLC	64,297.86	4,472,702.14	5.2060
	Federal Home Loan Bank	10/01/24	07/25/24	Loop Capital Markets	44,357.16	4,471,642.84	5.2000
	Treasury Bill	10/01/24	08/23/24	Siebert Williams Shank & Co., LLC	25,138.23	4,471,861.77	5.1600
	Federal Home Loan Bank	04/01/25	09/19/24	Drexel Hamilton, LLC	28,413.32	1,216,586.68	4.2350
	Federal Home Loan Bank	04/01/25	09/25/24	Piper Sandler & Co	74,279.97	3,390,720.03	4.1050
	Federal Home Loan Bank	04/01/25	09/26/24	BLAYLOCK VAN, LLC	198,902.76	9,129,097.24	4.1050
	Treasury Bill	03/27/25	10/01/24	Siebert Williams Shank & Co., LLC	172,136.11	8,032,863.89	4.2670
	Treasury Bill	03/27/25	10/25/24	USBI Capital Markets	84,885.15	4,479,114.85	4.3762
	Treasury Bill	12/12/24	11/25/24	USBI Capital Markets	9,564.56	4,479,435.44	4.5120
	Federal Home Loan Bank	12/16/24	12/12/24	CastleOak Securities, LP	2,238.01	4,488,761.99	4.4850
	Treasury Bill	04/01/25	12/16/24	USBI Capital Markets	78,943.31	6,300,056.69	4.2030
					<u>\$ 1,088,749.35</u>	<u>\$ 78,939,250.65</u>	
				Total - Trust Fund Program	<u>\$ 1,088,749.35</u>	<u>\$ 78,939,250.65</u>	<u>WAM</u> 107

**Summary - Yearly Investments by Fund
For the Year Ending December 31, 2024
PIT Program - New York State Thruway Authority**

Fund	Cost	Interest for Year	Avg Yield
PIT Bond Proceeds	\$ 2,306,294,275	\$ 10,989,725	5.235%
PIT Bonds Debt Service	297,307,176	1,356,824	5.140%
Total	<u>\$ 2,603,601,451</u>	<u>\$ 12,346,548.68</u>	
Weighted Average Maturity			33

Yearly Investments By Fund
New York State Thruway Authority
For the Period January 01, 2024 thru December 31, 2024

Fund	Security Description	Maturity Date	Purchase Date	Broker	Earnings for the Year	Total Cost	Yield to Maturity
<u>PIT Bonds Proceeds</u>							
	Treasury Bill	03/19/24	03/05/24	Wells Fargo Securities, LLC	\$ 399,451.65	\$ 194,600,548.35	5.2675
	Treasury Bill	05/23/24	03/12/24	Piper Sandler & Co	4,377,866.78	413,198,133.22	5.2420
	Treasury Bill	05/23/24	03/19/24	Loop Capital Markets	1,855,499.63	194,600,500.37	5.2310
	Treasury Bill	07/02/24	03/21/24	BNY Mellon Capital Markets, LLC	172,899.20	11,426,100.80	5.2100
	Treasury Bill	04/23/24	03/26/24	Santander US Capital Markets LLC	1,295,121.80	314,667,878.20	5.2701
	Treasury Bill	04/23/24	03/28/24	Bank of America Merrill Lynch	1,523,044.97	399,776,955.03	5.2550
	Treasury Bill	05/02/24	04/23/24	Wells Fargo Securities, LLC	942,522.37	714,444,477.63	5.2700
	Treasury Bill	05/23/24	05/02/24	CastleOak Securities, LP	44,411.76	14,443,588.24	5.2550
	Metlife Short Term Fund	07/02/24	05/23/24	Loop Capital Markets	8,426.14	1,430,573.86	5.2700
	Metlife Short Term Fund	08/29/24	07/02/24	Loop Capital Markets	94,909.17	10,999,090.83	5.3100
	Treasury Bill	12/12/24	07/02/24	The Williams Capital Group, LP	43,977.40	1,856,022.60	5.1120
	Koch Companies, LLC	10/29/24	08/29/24	Wells Fargo Securities, LLC	97,204.04	10,998,795.96	5.1700
	Treasury Bill	12/19/24	10/29/24	The Williams Capital Group, LP	71,543.56	10,998,456.44	4.5620
	Treasury Bill	01/30/25	12/12/24	The Williams Capital Group, LP	10,850.17	1,855,149.83	4.2720
	Treasury Bill	01/28/25	12/19/24	The Williams Capital Group, LP	51,996.39	10,998,003.61	4.2350
					\$ 10,989,725.03	\$ 2,306,294,274.97	
<u>PIT Bonds Debt Service</u>							
	Treasury Bill	03/14/24	03/08/24	Bank of America Merrill Lynch	\$ 105,995.54	\$ 121,495,004.46	5.2300
	Treasury Bill	09/12/24	03/22/24	Wells Fargo Securities, LLC	858,653.44	34,009,346.56	5.0950
	Treasury Bill	06/25/24	05/29/24	Wells Fargo Securities, LLC	81,848.95	20,636,151.05	5.2675
	Treasury Bill	09/12/24	06/25/24	BLAYLOCK VAN, LLC	239,878.48	20,717,121.52	5.2160
	Federal Home Loan Bank	09/16/24	09/10/24	Oppenheimer & Co. Inc.	38,484.62	44,624,515.38	5.1700
	Federal Home Loan Bank	09/16/24	09/12/24	Alamo Capital	31,962.62	55,825,037.38	5.1500
					\$ 1,356,823.65	\$ 297,307,176.35	
Total - PIT Program					\$ 12,346,548.68	\$ 2,603,601,451.32	<u>WAM</u> 33

TO: The Finance Committee

DATE: March 25, 2025

FROM: David Malone
Chief Financial Officer

Andrew Trombley
Director of Procurement Services

SUBJECT: Annual Report of 2024 Procurement Contracts

In accordance with Section 2879 of the Public Authorities Law, the Authority is required to prepare, approve, and submit to the New York State (NYS) Division of the Budget an annual report on procurement contracts. Included in the report are schedules of all personal service contracts, all purchasing contracts, all construction contracts, a summary of all bond sales, and the guidelines for awarding such contracts. A copy of this report is also submitted to the NYS Office of the State Comptroller, the NYS Department of Economic Development, the NYS Senate Finance Committee and the NYS Assembly Ways and Means Committee.

The 2024 schedules of personal service contracts and purchasing contracts are attached as Exhibits A1 (Non-Engineering Personal Service Contracts), A2 (Engineering and Architectural Contracts), A3 (Purchasing Contracts), and A4 (Construction Contracts). These schedules identify the consultants/vendors providing goods or services, the amounts of the contracts, a description of the goods or services provided, and the status of the contract.

In addition, the Authority is required to submit annually a bond sale report summarizing all bond sales that occurred during the calendar year. Information regarding these sales is included in the attached report marked Exhibit B.

The guidelines for awarding procurement contracts are found in the Policy Statement entitled PROCUREMENT CONTRACTS (25-5-01). This Policy Statement is attached as Exhibit

C. Unless otherwise authorized by the Board, staff of the Authority followed these guidelines in the awarding of procurement contracts during 2024. Part of the process includes the Authority's review of the proposed awardee for compliance with applicable statutes and policy requirements, which consist of compliance with State Finance Law Sections 139-j and 139-k, and performance of an affirmative review of a contractor's or Professional Firm's responsibility. This performance review is designed to provide reasonable assurance that the proposed contractor or Professional Firm is responsible and considers such issues as: integrity; performance on other governmental contracts; legal ability to supply the product or perform the services; and financial and organizational capability.

RECOMMENDATION:

It is recommended that the Finance Committee approve this item and authorize Authority staff to present this item to the Authority Board.

EXHIBIT A1

New York State Thruway Authority
Schedule of Procurement Contracts
Personal Service and Lease Agreements
For the Year Ended December 31, 2024

Contractor Name	Contract Number	Address / Contract	Status	Type of Procurement	Award Process	Award Date	Begin Date	Renew Date	End Date	Contract Amount	Fiscal Year 2024	Life To Date	Current Balance	Bids/Propos	MBE/WBE	MWBE Solicit	MWBE Propo
AASHTO INC	C010672	555 12th Street NW AASHTO MLA and LSA	Suite 1000 Open	Washington DC Other Professior Authority Contract - Non-Competitive Bid		20004 07/20/2023	07/01/2022		USA 06/30/2027	\$2,300,000	\$744,500	\$1,160,400	\$1,139,600	0	N	N	0
ACACIA FINANCIAL GROUP, INC.	C010631	6000 MIDLANTIC DRIVE Financial Advisory Services	SUITE 410 Open	MOUNT LAURE NJ Financial Serv Authority Contract - Competitive Bid		08054 12/21/2021	07/19/2021		USA 07/18/2024	\$900,000	\$67,388	\$104,888	\$795,113	11	Y	Y	6
ACKERLY & HUBBELL APPRAISAL CORP	C010715	1072 Main Street Real Property Valuation Ser	Open	Fishkill NY Consulting Serv Authority Contract - Competitive Bid		12524 10/04/2023	09/06/2023		USA 09/05/2028	\$200,000	\$2,900	\$2,900	\$197,100	6	N	Y	1
ADESTA LLC	C010560	1200 LANDMARK CENTER SUITE 1300 Fiber Optic System Mainten	Open	OMAHA NE Other Authority Contract - Competitive Bid		68102 11/25/2020	10/09/2020		USA 10/08/2030	\$32,000,000	\$3,311,441	\$9,808,053	\$22,191,947	2	N	Y	0
AMERICAN TRAFFIC SOLUTIONS INC.	C010674	1150 N ALMA SCHOOL Automated workzone speed	Open	MESA AZ Other Authority Contract - Competitive Bid		85201 08/04/2022	08/04/2022		USA 08/03/2025	\$5,163,000	\$2,192,958	\$2,912,571	\$2,250,429	3	N	Y	0
A P C O INTERNATIONAL INC	C010561	351 N WILLIAMSON BLVD radio frequency coordinati	Open	DAYTONA BEACH FL Other Professior Authority Contract - Non-Competitive Bid		32114 12/13/2020	11/12/2020		USA 12/12/2027	\$160,000	\$0	\$141,430	\$18,570	1	N	N	0
ATHENA CONSULTING LLC	C010735	60 S SIXTH STREET Post Employment Benefits	STE 2800 Open	MINNEAPOLIS MN Consulting Serv Authority Contract - Competitive Bid		55402 07/16/2024	07/01/2024		06/30/2029	\$73,750	\$0	\$0	\$73,750	5	Y	Y	1
BARCLAY DAMON, LLP	C010618	80 STATE STREET General Bond Counsel	Open	ALBANY NY Other Professior Authority Contract - Competitive Bid		12207 11/19/2021	07/01/2021		USA 06/30/2026	\$800,000	\$0	\$0	\$800,000	22	Y	Y	11
BLACKBURN GROUP, INC.	C010682	PO BOX 142 Mandatory Medicare Report	Open	PENFIELD NY Other Professior Authority Contract - Competitive Bid		14526 12/19/2022	01/01/2023		USA 12/31/2027	\$35,000	\$5,300	\$10,445	\$24,555	2	N	Y	0
BOLTON PARTNERS, INC.	C010519	36 S CHARLES ST STE 101 Actuarial Consulting Service	Open	BALTIMORE MD Other Authority Contract - Competitive Bid		21201 11/13/2018	11/13/2018	3105	USA 12/31/2023	\$49,500	\$15,000	\$49,500	\$0	4	N	Y	0
BOND SCHOENECK & KING PLLC	C010697	PO Box 11607 Outside Counsel Legal Serv	Open	Syracuse NY Consulting Serv Authority Contract - Competitive Bid		13218 10/27/2023	04/25/2023		USA 04/24/2028	\$500,000	\$23,204	\$23,204	\$476,796	40	N	Y	22
BROWN & HUTCHINSON	C010698	2 STATE STREET Outside Counsel Legal Serv	SUITE 925 Open	ROCHESTER NY Legal Services Authority Contract - Competitive Bid		14614 04/25/2023	04/25/2023		USA 04/24/2028	\$500,000	\$0	\$0	\$500,000	40	Y	Y	22
BRYANT RABBINO LLP	C010616	220 E 42nd Street - Suite 3101 General Bond and Co-Bond	Open	New York NY Other Professior Authority Contract - Competitive Bid		10017 12/07/2021	07/01/2021		USA 06/30/2026	\$800,000	\$55,000	\$55,000	\$745,000	22	N	Y	11
BST & CO. CPAS, LLP	C010537 C010740	10 BRITISH AMERICAN BL Professional Accounting & / Accounting & Auditing Servi	Open Open	LATHAM NY Financial Serv Authority Contract - Competitive Bid Financial Serv Authority Contract - Competitive Bid		12110 02/12/2020 11/12/2024	12/01/2019 12/01/2024		USA 11/30/2024 11/30/2027	\$708,900 \$791,900	\$126,071 \$0	\$537,098 \$0	\$171,802 \$791,900	6 4	N N	Y Y	0 1
BURGHERGRAY LLP	C010699	1350 BROADWAY Outside Counsel Legal Serv	SUITE 1510 Open	NEW YORK NY Legal Services Authority Contract - Competitive Bid		10018 04/25/2023	04/25/2023		USA 04/24/2028	\$500,000	\$0	\$0	\$500,000	40	Y	Y	22
CALCATERRA LAW P. C.	C010700	PO BOX 257 Outside Counsel Legal Serv	Open	NEW SUFFOLK NY Legal Services Authority Contract - Competitive Bid		11956 04/25/2023	04/25/2023		USA 04/24/2028	\$500,000	\$0	\$0	\$500,000	40	Y	Y	22
CANAL SOCIETY OF NEW YORK STATE	C010710	7308 JAMESVILLE RD - ST Operation of the Erie Canal	Open	MANLIUS NY Other Professior Authority Contract - Non-Competitive Bid		13104 11/14/2023	08/14/2023		USA 12/31/2026	\$605,950	\$153,559	\$153,559	\$452,390	1	N	N	0
CASTLE ROCK CONSULTANTS, INC.	C010553	524 E BURNSIDE SUITE 7 CARS ATMS Support	Open	PORTLAND OR Technology - Sc Authority Contract - Non-Competitive Bid		97214 07/14/2021	01/01/2021		USA 12/31/2025	\$500,000	\$70,479	\$269,835	\$230,165	1	N	N	0
CAVALRY SAFETY AND SECURITY SERVICE	C010600	3730A CALIFORNIA RD Arc Flash/Electrical Safety T	Open	ORCHARD PARK NY Other Authority Contract - Competitive Bid		14127 10/22/2021	09/15/2021		USA 09/14/2026	\$54,000	\$0	\$0	\$54,000	4	Y	Y	3

New York State Thruway Authority
Schedule of Procurement Contracts
Personal Service and Lease Agreements
For the Year Ended December 31, 2024

Contractor Name	Contract Number	Address / Contract	Status	Type of Procurement	Award Process	Award Date	Begin Date	Renew Date	End Date	Contract Amount	Fiscal Year 2024	Life To Date	Current Balance	Bids/Propos	MBE/WBE	MWBE Solicit	MWBE Propo
CIR ELECTRICAL CONSTRUCTION CORPORATION	C010396	2517 LONG ROAD Solar Highway Initiative Ser	Open	GRAND ISLAND NY Other	Authority Contract - Competitive Bid	14072 03/27/2017	12/06/2016		USA 12/05/2031	\$2,134,573	\$163,358	\$480,335	\$1,654,238	6	N	Y	0
COLLIERS INTERNATIONAL VALUATION	C010711	26791 NETWORK PLACE Real Property Valuation Ser	Open	CHICAGO IL Other	Professional Authority Contract - Competitive Bid	60673 12/15/2023	1267 09/06/2023		USA 09/05/2028	\$200,000	\$0	\$0	\$200,000	6	N	Y	1
CONDUENT STATE & LOCAL SOLUTIONS INC	C100739 C010572	PO BOX 201322 EZ Pass New York Customer E-ZPass Customer Service	Open Open	DALLAS TX Other	Professional Authority Contract - Competitive Bid Authority Contract - Competitive Bid	75320 09/19/2007 01/07/2022	1322 09/17/2007 01/22/2022		USA 02/29/2024 01/20/2030	\$534,950,000 \$185,300,000	\$44,786,554 \$0	\$520,868,169 \$1,137,398	\$14,081,831 \$184,162,602	2 10	N N	Y Y	0 0
CONTI APPRAISAL AND CONSULTING	C010716	614 ROUTE 9W Real Property Valuation Ser	Open	GLENMONT NY Other	Professional Authority Contract - Competitive Bid	12077 10/04/2013	09/06/2023		USA 09/05/2028	\$200,000	\$4,500	\$9,000	\$191,000	8	Y	Y	1
CPR & SAFETY CONSULTING AND TRAINING LLC	C010684	PO Box 301 Chainsaw Safety Training	Open	Islip NY Other	Professional Authority Contract - Competitive Bid	11751 03/21/2023	03/21/2023		USA 03/20/2026	\$173,430	\$36,096	\$71,132	\$102,298	1	N	Y	1
DAVIS VISION INC	C010551	PO BOX 848376 Employee Vision Care Cont	Open	DALLAS TX Other	Authority Contract - Competitive Bid	75284 03/30/2020	8376 03/01/2020		USA 02/28/2025	\$1,760,539	\$146,362	\$747,348	\$1,013,191	1	N	Y	0
D SEATON AND ASSOCIATES PA	C010639	3318 BRADENHAM LANE General Bond Counsel serv	Open	DAVIE FL Other	Professional Authority Contract - Competitive Bid	33328 02/15/2022	07/01/2021		USA 06/30/2026	\$200,000	\$0	\$165,000	\$35,000	22	Y	Y	10
DUNCAN SOLUTIONS D/B/A PROFESSIONAL	C010557	PROFESSIONAL ACCOUNT 123 S JUST E-ZPass and other receivab	Open	WILMINGTON DE Other	Authority Contract - Competitive Bid	19801 01/14/2021	01/14/2021		USA 01/13/2026	\$7,800,000	\$1,635,035	\$7,242,656	\$557,344	15	N	Y	0
EARTHCAM, INC.	C010587	650 E CRESCENT AVENUE Image hosting and camera i	Open	UPPER SADDLE NJ Technology - Cc	Authority Contract - Non-Competitive Bid	07458 06/10/2022	06/10/2022		USA 06/09/2027	\$63,975	\$0	\$0	\$63,975	1	N	Y	0
ENERGETIX CORPORATION	C010556	2000 N DREXEL BLVD Employee drug and alcohol	Open	OKLAHOMA CITY OK Other	Authority Contract - Competitive Bid	73107 09/23/2020	07/01/2020		USA 06/30/2025	\$322,111	\$41,189	\$170,539	\$151,572	2	N	Y	0
FRASCA & ASSOCIATES LLC	C010634	521 Madison Avenue 7th Floor Financial Advisory Services	Open	New York NY Financial Service	Authority Contract - Competitive Bid	10022 12/21/2021	07/19/2021		USA 07/18/2025	\$900,000	\$60,500	\$67,775	\$832,225	11	N	Y	6
FUGRO USA LAND, INC.	C010671	PO BOX 301083 Software to collect roadway	Open	DALLAS TX Technology - Sc	Authority Contract - Non-Competitive Bid	75303 10/04/2022	1083 01/01/2022		USA 12/31/2024	\$36,033	\$12,702	\$36,033	\$0	1	N	N	0
GAR ASSOCIATES	C010712	5500 MAIN STREET SUITE 347 Real Property Valuation Ser	Open	WILLIAMSVILLE NY Other	Professional Authority Contract - Competitive Bid	14221 10/04/2023	09/06/2023		USA 09/05/2028	\$200,000	\$0	\$0	\$200,000	6	N	Y	1
GEOCOMP ENGINEERING	C010676	125 Nagog Park Geocomp Engineering Struc	Open	Acton MA Technology - Cc	Authority Contract - Non-Competitive Bid	01720 05/02/2023	04/03/2023		USA 05/01/2026	\$339,786	\$64,000	\$64,000	\$275,786	0	N	N	0
GOLDEN HOLLEY JAMES LLP	C010637	60 EAST 42ND STREET SUITE 4700 Co-Bond Counsel	Open	NEW YORK NY Other	Professional Authority Contract - Competitive Bid	10017 02/15/2022	07/01/2021		USA 06/30/2026	\$200,000	\$0	\$0	\$200,000	22	Y	Y	11
GOODMAN-MARKS ASSOCIATES, INC.	C010718	170 OLD COUNTRY ROAD SUITE 501 Real Property Valuation Ser	Open	MINEOLA NY Other	Professional Authority Contract - Competitive Bid	11501 10/04/2023	09/06/2023		USA 09/05/2028	\$200,000	\$10,440	\$13,290	\$186,710	8	N	Y	1
GREENMAN-PEDERSEN, INC.	C010670 C010681	80 WOLF RD SUITE 300 Land Acquisition Services Land Acquisition Services	Open Open	ALBANY NY Other	Authority Contract - Competitive Bid Professional Authority Contract - Competitive Bid	12205 04/26/2022 11/02/2022	04/26/2022 04/26/2023		USA 04/25/2023 04/25/2028	\$35,000 \$150,000	\$360 \$0	\$7,020 \$0	\$27,980 \$150,000	1 2	N N	Y N	0 0
HARDWICK LAW FIRM LLC	C010614	2405 GRAND BOULEVARD SUITE 800 General Bond Counsel serv	Open	KANSAS CITY MO Other	Authority Contract - Competitive Bid	64108 11/04/2021	07/01/2021		USA 06/30/2026	\$800,000	\$0	\$0	\$800,000	22	Y	Y	11

New York State Thruway Authority
Schedule of Procurement Contracts
Personal Service and Lease Agreements
For the Year Ended December 31, 2024

Contractor Name	Contract Number	Address / Contract	Status	Type of Procurement	Award Process	Award Date	Begin Date	Renew Date	End Date	Contract Amount	Fiscal Year 2024	Life To Date	Current Balance	Bids/Propos	MBE/WBE	MWBE Solicit	MWBE Propo
HARRIS BEACH PLLC	C010615	100 Wall Street 23rd Floor General Bond & Co-Bond C	Open	New York	NY	10005			USA								
	C010386	General Bond Counsel Serv	Open	Other Professor	Authority Contract - Competitive Bid	11/29/2021	07/01/2021		07/30/2026	\$800,000	\$211,513	\$438,923	\$361,077	22	N	Y	11
HAWKINS DELAFIELD & WOODS	C010613	7 WORLD TRADE CENTEF 250 GREEN General Bond Counsel	Open	Legal Services	Authority Contract - Competitive Bid	12/13/2016	07/01/2016		06/30/2021	\$600,000	\$0	\$470,058	\$129,942	25	N	Y	9
	C010613	250 GREEN NEW YORK	Open	Legal Services	Authority Contract - Competitive Bid	10007	02/15/2022	07/01/2021	USA	\$800,000	\$397,191	\$450,857	\$349,143	22	N	Y	10
HOGUET NEWMAN REGAL & KENNEY LLP	C010701	10 EAST 40TH STREET 35TH FLOOR Outside Counsel Legal Serv	Open	NEW YORK	NY	10016	04/25/2023		USA	\$2,000,000	\$0	\$0	\$2,000,000	40	Y	Y	22
	C010702	200 SOUTH ORANGE AVE SUITE 2600 Outside Counsel Legal Serv	Open	Legal Services	Authority Contract - Competitive Bid	32801	10/27/2023	04/25/2023	USA	\$2,000,000	\$1,253,560	\$1,253,560	\$746,440	40	N	Y	22
HUDSON VALLEY APPRAISAL CORPORATION	C010717	PO BOX 1004 Real Property Valuation Ser	Open	PORT EWEN	NY	12466	10/04/2023	1004	USA	\$200,000	\$0	\$0	\$200,000	6	N	Y	1
	C010563	9977 N 90TH STREET SUI Gov Mario M Cuomo Bridge	Open	SCOTTSDALE	AZ	85258	03/19/2021	11/01/2020	USA	\$577,350	\$128,300	\$449,050	\$128,300	1	N	N	0
INTERFLEX PAYMENTS DBA AMERIFLEX	C010568	PO BOX 871655 Flex Spending Accounts ser	Open	KANSAS CITY	MO	64187	10/14/2020	1655	USA	\$22,620	\$2,854	\$11,892	\$10,728	5	N	Y	1
	C010687	15 S 3RD STREET SUITE 2 Drupal Consulting and Deve	Open	PHILADELPHIA	PA	19106	08/23/2023	08/23/2023	USA	\$487,500	\$81,188	\$81,188	\$406,313	1	N	N	0
J P MORGAN CHASE BANK NA	C010446	PO BOX 974958 J P Morgan Chase Bank NA	Open	DALLAS	TX	75397	12/03/2018	4958	USA	\$850,000	\$0	\$78,114	\$771,886	2	N	Y	0
	C010732	Government Banking Servic	Open	Other Professor	Authority Contract - Competitive Bid	08/12/2024	08/03/2024		08/02/2029	\$479,415	\$0	\$0	\$479,415	2	N	Y	0
JOSEPH M. BRESS	C010667	340 HARRISON STREET SW Negotiation of Labor Agree	Open	WASHINGTON	DC	20015	06/24/2022	1816	USA	\$200,000	\$0	\$0	\$200,000	0	N	N	0
	C010078	2855 PREMIERE PARKWA Provide electronic toll equip	Open	DULUTH	GA	30097	08/15/2012	04/23/2012	USA	\$73,600,000	\$0	\$73,390,475	\$209,525	4	N	Y	0
KAPSCH TRAFFICCOM USA, INC.	C010241	All electronic tolling system	Open	Other	Authority Contract - Competitive Bid	06/13/2014	06/13/2014		06/12/2024	\$108,000,000	\$2,158,709	\$103,819,747	\$4,180,253	4	N	Y	0
	C010577	Technical Support ATMS	Open	Technology - Cc	Authority Contract - Non-Competitive Bid	08/26/2022	07/01/2022		06/30/2025	\$305,908	\$53,149	\$104,704	\$201,204	1	N	N	0
	C010678	Transponders & electronic t	Open	Other	Authority Contract - Competitive Bid	08/08/2023	11/01/2023		12/12/2028	\$25,000,000	\$6,358,400	\$6,358,400	\$18,641,600	4	N	Y	0
	C010709	All Electronic Toll System M	Open	Other Professor	Authority Contract - Non-Competitive Bid	6/27/2024	6/13/2024		6/12/2030	\$94,000,000	\$1,545,033	\$1,545,033	\$92,454,967	0	N	N	0
KLW APPRAISAL GROUP, INC.	C010713	247 CAYUGA ROAD SUITE 40 Real Property Valuation Ser	Open	BUFFALO	NY	14225	10/04/2023	09/06/2023	USA	\$200,000	\$5,400	\$8,300	\$191,700	8	N	Y	1
	C010724	PO BOX 419436 Land Mobile Radio System	Open	BOSTON	MA	02241	11/18/2024	9436	USA	\$151,642,834	\$0	\$0	\$151,642,834	4	N	Y	0
LAW OFFICES OF JOSEPH C. REID PA	C010640	230 PARK AVE SUITE 1000 Co-Bond Counsel	Open	NEW YORK	NY	10169	02/15/2022	07/01/2021	USA	\$200,000	\$0	\$0	\$200,000	22	Y	Y	11
	C010641	660 WOODWARD AVE SUITE 2490 Co-Bond Counsel	Open	DETROIT	MI	48226	02/15/2022	07/01/2021	USA	\$200,000	\$0	\$0	\$200,000	22	Y	Y	11
MINTZER MAUCH PLLC	C010703	290 MADISON AVENUE Outside Counsel Legal Serv	Open	NEW YORK	NY	10017	04/25/2023	04/25/2023	USA	\$500,000	\$0	\$0	\$500,000	40	Y	Y	22
	C010601	690 GRAY'S WOODS BLV Technical support for CAD/f	Open	PORT MATILDA	PA	16870	10/13/2021	08/12/2021	USA	\$135,465	\$30,605	\$103,305	\$32,160	1	N	N	0

New York State Thruway Authority
Schedule of Procurement Contracts
Personal Service and Lease Agreements
For the Year Ended December 31, 2024

Contractor Name	Contract Number	Address / Contract	Status	Type of Procurement	Award Process	Award Date	Begin Date	Renewal Date	End Date	Contract Amount	Fiscal Year 2024	Life To Date	Current Balance	Bids/Propos	MBE/WBE	MWBE Solicit	MWBE Propo
MONOLITH SOLAR ASSOCIATES, LLC	C010397	444 WASHINGTON STREET Solar Highway Initiative	Open	RENSSELAER NY	Other Professor Authority Contract - Competitive Bid	12144 03/27/2017	12/06/2016		USA 12/05/2031	\$2,266,799	\$0	\$0	\$2,266,799	6	N	Y	0
	C010404	Solar Highway Initiative	Open	Other Professor Authority Contract - Competitive Bid		03/27/2017	12/06/2016		12/05/2031	\$896,034	\$0	\$0	\$896,034	6	N	Y	0
N F P PROPERTY & CASUALTY SERVICES	C010723	PO BOX 200522 Insurance Broker Services	Open	DALLAS TX	Other Professor Authority Contract - Competitive Bid	75320 10/27/2023	0522 11/07/2023		USA 11/06/2027	\$729,000	\$68,750	\$68,750	\$660,250	4	N	Y	0
N Y S Office for Technology	C010533	State Capitol - Empire State Plaza NYSOITS - WebNY Service	Open	Albany NY	Technology - Sc Authority Contract - Non-Competitive Bid	12220 12/21/2021	10/15/2019		USA 10/14/2024	\$118,958	\$14,543	\$70,603	\$48,355	0	N	N	0
NEW YORK POWER AUTHORITY	C003785	123 MAIN STREET NYSTA HQ HVAC UPGRAD	Completed	WHITE PLAINS NY	Other Purchased Under State Contract	10601 05/28/2019	01/10/2021		USA 12/10/2021	\$4,769,785	\$4,769,785	\$4,769,785	\$0	0	N	N	0
NIXON PEABODY LLP	C010617	PO Box 28012 General and Co-Bond Servi	Open	New York NY	Consulting Serv Authority Contract - Competitive Bid	10087 02/15/2022	8012 01/01/2021		USA 06/30/2026	\$800,000	\$287,124	\$672,124	\$127,876	22	N	Y	11
NORTHEAST UAS AIRSPACE INTEGRATION	C010726	250 HARRISON ST Unmanned Aerial System P	Open	SYRACUSE NY	Consulting Serv Authority Contract - Non-Competitive Bid	13202 02/20/2024	02/20/2024		USA 02/19/2025	\$483,400	\$430,863	\$430,863	\$52,537	1	N	N	0
NYS OFC OF INFORMATION TECH	C010543	CASHIERS OFFICE Webcasting Services from C	BSC FINAN Open	ALBANY NY	Other Authority Contract - Non-Competitive Bid	12226 02/12/2021	1900 11/14/2020		USA 11/13/2025	\$75,000	\$5,679	\$20,449	\$54,551	1	N	N	0
PAYMENTECH, LLC	C010435	8181 COMMUNICATIONS PARKWAY E-ZPass Credit Card Trans	Open	PLANO TX	Other Professor Authority Contract - Competitive Bid	75024 08/06/2019	0242 08/06/2019		USA 04/30/2025	\$274,000,000	\$0	\$240,394,273	\$33,605,727	7	N	Y	0
PEARLMAN & MIRANDA LLC	C010642	110 EDISON PLACE Co-Bond Counsel	SUITE 301 Open	NEWARK NJ	Other Professor Authority Contract - Competitive Bid	07102 02/15/2022	07/01/2021		USA 06/30/2026	\$200,000	\$0	\$0	\$200,000	22	Y	Y	11
PROFESSIONAL HEALTH SERVICES INC	C010729	83 South Eagle Road On-Site Occupational Medic	Open	Havertown PA	Other Professor Authority Contract - Competitive Bid	19083 02/20/2024	11/01/2023		USA 10/30/2026	\$935,750	\$102,362	\$102,362	\$833,389	3	N	Y	0
PUBLIC RESOURCES ADVISORY GROUP	C010632	40 RECTOR STREET Financial Advisory Services	SUITE 1600 Open	NEW YORK NY	Financial Servic Authority Contract - Competitive Bid	10006 12/21/2021	07/19/2021		USA 07/18/2024	\$900,000	\$529,041	\$828,641	\$71,359	11	N	Y	6
ROCKFLEET FINANCIAL SERVICES INC.	C010636	420 LEXINGTON AVENUE Financial advisory services	SUITE 1402 Open	NEW YORK NY	Other Professor Authority Contract - Competitive Bid	10170 12/21/2021	07/19/2021		USA 07/18/2025	\$160,000	\$0	\$0	\$160,000	11	Y	Y	2
ROCKLAND COUNTY	C010297	18 NEW HEMPSTEAD RD Rockland County Sewer ser	Open	NEW CITY NY	Other Authority Contract - Non-Competitive Bid	10956 11/05/2020	11/05/2020		USA 11/04/2050	\$3,380,000	\$12,306	\$849,030	\$2,530,970	1	N	N	0
ROZARIO TOUMA, P.C.	C010704	55 BROADWAY 20TH FLOOR Outside Counsel Legal Serv	Open	NEW YORK NY	Legal Services Authority Contract - Competitive Bid	10006 04/25/2023	04/25/2023		USA 04/24/2028	\$500,000	\$0	\$0	\$500,000	40	Y	Y	22
SECURITAS ELECTRONIC SECURITY INC.	C010583	PO BOX 643731 Software maintenance servi	Open	PITTSBURGH PA	Technology - Sc Authority Contract - Non-Competitive Bid	15264 11/02/2021	07/31/2020		USA 12/31/2025	\$98,577	\$18,198	\$80,379	\$18,198	1	N	N	0
	C010584	Software/Hardware Mainten	Open	Technology - H Authority Contract - Non-Competitive Bid		11/02/2021	02/01/2021		01/31/2026	\$1,296,199	\$268,937	\$987,779	\$308,420	1	N	N	0
	C010720	GMMCB Security Software	Open	Other Professor Authority Contract - Non-Competitive Bid		05/06/2024	05/06/2024		05/05/2025	\$122,657	\$61,328	\$61,328	\$61,328	0	N	N	0
SENECA COUNTY	C010491	1 DIPRONIO DRIVE Seneca County Wastewater	Open	WATERLOO NY	Other Professor Authority Contract - Non-Competitive Bid	13165 04/27/2018	02/06/2020		USA 02/05/2045	\$1,392,594	\$0	\$1,392,594	\$0	0	N	N	0
SIGNIFY NORTH AMERICA CORPORATION	C010578	PO BOX 100194 Signify Color Kinetics Lighti	Open	ATLANTA GA	Other Professor Authority Contract - Non-Competitive Bid	30384 10/02/2023	0194 10/02/2023		USA 10/01/2024	\$613,855	\$110,291	\$110,291	\$503,564	1	N	N	0
STRATEGIC DEVELOPMENT SPECIALIST, L	C010731	PO BOX 205 Grant Writing Services	Open	SYRACUSE NY	Other Professor Authority Contract - Competitive Bid	13214 02/07/2024	01/25/2024		USA 01/24/2026	\$432,000	\$57,846	\$57,846	\$374,154	5	Y	Y	4

New York State Thruway Authority
Schedule of Procurement Contracts
Personal Service and Lease Agreements
For the Year Ended December 31, 2024

Contractor Name	Contract Number	Address / Contract	Status	Type of Procurement	Award Process	Award Date	Begin Date	Renewal Date	End Date	Contract Amount	Fiscal Year 2024	Life To Date	Current Balance	Bids/Propos	MBE/WBE	MWBE Solicit	MWBE Propo
THE BANK OF NEW YORK	C010540	CORPORATE TRUST DEP, PO BOX 39; PITTSBURGH PA	Open	Trustee Services	Financial Serv	15251	9013		USA	\$622,500	\$5,250	\$38,250	\$584,250	0	N	N	0
	C010558	Trustee Services	Open	Financial Serv	Authority Contract - Competitive Bid	12/16/2020	12/16/2020		12/15/2030								
	C100143	Custody and Safekeeping S	Open	Trustee Services for Thruwa	Financial Serv	12/18/2020	12/18/2020		12/17/2025	\$1,378,500	\$180,371	\$558,871	\$819,629	3	N	Y	0
THE BANK OF NEW YORK MELLON	C100932	101 BARCLAY STREET 7 WEST	Open	Trustee Services	Financial Serv	10286			USA	\$622,500	\$750	\$323,757	\$298,744	6	N	Y	0
		Trustee Services	Open	Financial Serv	Authority Contract - Competitive Bid	06/16/2009	02/01/2009		03/15/2033								
THURSTON, CASALE & RYAN, LLC	C010714	1080 STATE FAIR BLVD	Open	Real Property Valuation Ser	Other Professior	13209			USA	\$200,000	\$0	\$0	\$200,000	6	N	Y	1
		Real Property Valuation Ser	Open	Other Professior	Authority Contract - Competitive Bid	10/04/2023	09/06/2023		09/05/2028								
TKG & ASSOCIATES LLC	C010635	8303 SOUTHWEST FREEV SUITE 218	Open	Financial advisory services	Other Professior	77083			USA	\$160,000	\$0	\$0	\$160,000	11	Y	Y	2
		Financial advisory services	Open	Other Professior	Authority Contract - Competitive Bid	12/21/2021	07/19/2021		07/18/2025								
TOWN OF GRAND ISLAND	C010579	2255 Baseline Rd	Open	Sewer Services - Grand Isla	Grand Island	14072			USA	\$125,000	\$5,772	\$32,927	\$92,073	0	N	N	0
		Sewer Services - Grand Isla	Open	Other	Authority Contract - Non-Competitive Bid	07/13/2023	02/07/2019		12/31/2048								
TOWN OF VERONA	C010690	6600 GERMANY ROAD	Open	Sewer and Water Connect (DURHAMVILLE NY	13054	4100		USA	\$27,000	\$0	\$27,000	\$0	1	N	N	0
		Sewer and Water Connect (Open	Other Professior	Authority Contract - Non-Competitive Bid	10/05/2022	04/01/2024		10/31/2024								
TRAIN FOR THE CRANE LLC	C010586	32396 TANSEL RD PO BOX 34	Open	Certification of Crane Oper	INDIANAPOLIS IN	46234			USA	\$202,400	\$0	\$66,850	\$135,550	1	N	Y	0
		Certification of Crane Oper	Open	Other	Authority Contract - Competitive Bid	10/06/2021	10/06/2021		10/05/2024								
TRANSCOM INC	C010452	NEWPORT FINANCIAL CE 111 TOWN	Open	Membership Agreement 1/1	JERSEY CITY NJ	07310	1755		USA	\$1,200,000	\$165,752	\$929,641	\$270,359	1	N	N	0
	C010570	TI-MED Traffic Detection Sy	Open	Technology - Cc	Authority Contract - Non-Competitive Bid	12/23/2021	07/01/2021		06/30/2026	\$79,182	\$17,967	\$43,390	\$35,793	1	N	N	0
TRANSCORE LP	C010592	4415 LEWIS ROAD	Open	E-ZPass Customer Service	HARRISBURG PA	17111			USA	\$12,385,000	\$2,193,210	\$2,305,380	\$10,079,620	4	N	Y	0
	C010679	E-ZPass Transponders	Open	Consulting Serv	Authority Contract - Competitive Bid	05/22/2024	02/01/2024		12/12/2028	\$25,000,000	\$0	\$0	\$25,000,000	4	N	Y	0
TRIBOROUGH BRIDGE TUNNEL AUTHORITY	C010374	2 BROADWAY 22ND FLOOR	Open	First Supplement to MOA fo	NEW YORK NY	10004			USA	\$3,359,511	\$0	\$0	\$3,359,511	0	N	N	0
		First Supplement to MOA fo	Open	Other Professior	Authority Contract - Non-Competitive Bid	05/13/2016	04/23/2016		09/16/2030								
TTEC GOVERNMENT SOLUTIONS	C010591	6312 S FIDDLERS GREEN SUITE 100N	Open	E-ZPass Customer Service	GREENWOOD CO	80111	4928		USA	\$59,600,000	\$14,894,607	\$17,856,787	\$41,743,213	13	N	Y	0
		E-ZPass Customer Service	Open	Other	Authority Contract - Competitive Bid	01/07/2022	06/22/2022		06/21/2027								
VAHEY LAW OFFICES PLLC	C010705	144 EXCHANGE BLVD SUITE 400	Open	Outside Counsel Legal Serv	ROCHESTER NY	14614			USA	\$500,000	\$0	\$0	\$500,000	40	Y	Y	22
		Outside Counsel Legal Serv	Open	Legal Services	Authority Contract - Competitive Bid	04/25/2023	04/25/2023		04/24/2028								
VERTOSOFT LLC	C010668	1602 Village Market Blvd Sf Suite 215	Open	SOFTWARE FOR LEASE A	Leesburg VA	20175	4721		USA	\$43,000	\$8,000	\$27,000	\$16,000	1	N	N	0
		SOFTWARE FOR LEASE A	Open	Technology - Sc	Authority Contract - Non-Competitive Bid	05/26/2022	05/26/2022		05/25/2027								
WELLNOW URGENT CARE, P.C.	C010525	PO BOX 10459	Open	Off-site employee medical e	ALBANY NY	12201			USA	\$49,500	\$4,137	\$5,022	\$44,478	1	N	N	0
	C010529	Off-site employee medical e	Open	Other	Authority Contract - Non-Competitive Bid	08/30/2021	08/30/2021		06/30/2023	\$16,500	\$1,470	\$1,470	\$15,030	1	N	N	0
	C010722	Off Site Occupational Medic	Open	Consulting Serv	Authority Contract - Competitive Bid	01/17/2024	01/17/2024		01/16/2027	\$506,130	\$650	\$650	\$505,480	4	N	Y	0
IDEMIA IDENTITY & SECURITY USA LLC	CM02001	340 SEVEN SPRINGS WAY SUITE 200	Open	Fingerprinting Services	BRENTWOOD TN	37027			USA	\$150,000	\$0	\$0	\$150,000	0	N	N	0
		Fingerprinting Services	Open	Other Professior	Authority Contract - Non-Competitive Bid	01/31/2020	01/31/2020		02/01/2026								
ASK REPLY, INC. D/B/A B2GNOW	CM04893	725 W MCDOWELL ROAD	Open	Integration Services - State	PHOENIX AZ	85007			USA	\$150,000	\$37,796	\$110,466	\$39,535	1	N	N	0
		Integration Services - State	Open	Technology - Cc	Authority Contract - Non-Competitive Bid	08/03/2020	12/01/2018		11/30/2023								
IWG TOWER ASSETS	L010471	1199 N FAIRFAX STREET :	Open	Tower Lease at School Hill :	ALEXANDRIA VA	22314			USA	\$84,049	\$7,906	\$82,731	\$1,318	1	N	N	0
	L010472	Tower Lease Crawford Rd F	Open	Consulting Serv	Authority Contract - Non-Competitive Bid	01/31/2019	06/01/2015	Y	01/31/2025	\$84,049	\$7,906	\$82,731	\$1,318	1	N	N	0

New York State Thruway Authority
Schedule of Procurement Contracts
Personal Service and Lease Agreements
For the Year Ended December 31, 2024

<u>Contractor Name</u>	<u>Contract Number</u>	<u>Address / Contract</u>	<u>Status</u>	<u>Type of Procurement</u>	<u>Award Process</u>	<u>Award Date</u>	<u>Begin Date</u>	<u>Renew Date</u>	<u>End Date</u>	<u>Contract Amount</u>	<u>Fiscal Year 2024</u>	<u>Life To Date</u>	<u>Current Balance</u>	<u>Bids/Propos</u>	<u>MBE/WBE</u>	<u>MWBE Solicit</u>	<u>MWBE Propo</u>
290 ELWOOD DAVIS RD, LLC	L010555	333 W WASHINGTON ST Syracuse Division Lease 29	Open	SYRACUSE NY Consulting Serv	Authority Contract - Non-Competitive Bid	13202 07/08/2020	09/01/2021	Y	USA 08/31/2025	\$764,960	\$185,844	\$618,380	\$146,580	1	N	N	0
EXECUTIVE ASSOC NORTH IV LLC	L010589	4 EXECUTIVE BOULEVARI SUITE 200 Lease - 4 Executive Blvd., 5	Open	SUFFERN NY Other	Authority Contract - Non-Competitive Bid	10901 07/09/2021	06/01/2021	Y	USA 05/31/2031	\$5,357,339	\$528,805	\$1,840,556	\$3,516,783	1	N	N	0
AIRPORT COMMERCE PARK II, LLC	L010695	455 CAYUGA ROAD STE 1 Lease Division administrativ	Open	BUFFALO NY Other	Authority Contract - Non-Competitive Bid	14225 01/31/2023	10/01/2022	Y	USA 09/30/2032	\$2,958,546	\$308,843	\$490,752	\$2,467,794	1	N	N	0
ALARM & SUPPRESSION, INC.	PT68751	331 USHERS RD SUITE #3 Fire Alarm System Replace	Completed	BALLSTON LAKE NY Other Professior	Purchased Under State Contract	12019 10/04/2023	10/04/2023		USA 03/15/2024	\$591,336	\$591,336	\$591,336	\$0	0	N	N	0
DUNNE MANNING INC	X100844	645 HAMILTON STREET S fuel services	Open	ALLENTOWN PA Consulting Serv	Authority Contract - Competitive Bid	18101 03/29/2007	04/01/2007		USA 03/31/2027	\$6,930,997	\$93,378	\$6,930,997	\$0	3	N	Y	0
EMPIRE STATE THRUWAY PARTNERS LLC	X010535	208 HARRISTOWN ROAD SUITE 102 Lease - 27 Service Areas	Open	GLEN ROCK NJ Other	Authority Contract - Competitive Bid	07452 01/29/2021	07/01/2021		USA 06/30/2054	\$7,154,800	\$2,553,709	\$6,871,222	\$283,578	3	N	Y	0
										\$1,671,651,946	\$94,502,060	\$1,026,069,137	\$645,582,809				

EXHIBIT A2

New York State Thruway Authority
Schedule of Procurement Contracts
Engineering and Architecture Consultant Agreements
For the Year Ended December 31, 2024

Contractor Name	Contract Number	Address / Contract Description	Status	Type of Procurement	Award Process	Award Date	Begin Date	Renew Date	End Date	Contract Amount	Fiscal Year 2024	Life To Date	Current Balance	Bids/Propo	MBE/WBE	MWBE Solicit	MWBE Propo
ADVANCE TESTING COMPANY, INC.	D214765	3348 RTE 208 Term Agreement for Materials Testing at Open		CAMPBELL HALL	NY	10916			USA								
	D214796	Term Agreement for Material Testing at Open		Consulting Services	Authority Contract - Competitive Bid	08/11/2020	01/27/2020		06/26/2024	\$500,000	\$6,386	\$248,378	\$251,622	4	N	Y	2
	D214954	MP 24.0 to MP 29.4: 2" Mill and Overlay: Open		Consulting Services	Authority Contract - Competitive Bid	03/11/2021	12/31/2020		06/30/2024	\$500,000	\$52,911	\$265,922	\$234,078	3	N	Y	1
AECOM USA Inc	D214886	1178 Payshere Circle Term Agreement for Bridge Design Supp Open		Chicago	IL	60674			USA								
	D214886	Term Agreement for Bridge Design Supp Open		Consulting Services	Authority Contract - Competitive Bid	07/14/2022	07/22/2022		07/21/2025	\$4,000,000	\$954,480	\$954,480	\$3,045,520	16	N	Y	1
	D214972	1 Blue Hill Plaza Term Agreement for Construction Inspec Open	FL-1 SUITE	PEARL RIVER	NY	10965			USA								
ALRA ENGINEERS PC	D214972	Term Agreement for Construction Inspec Open		Consulting Services	Authority Contract - Competitive Bid	08/27/2024	08/27/2024		08/26/2027	\$3,000,000	\$0	\$0	\$3,000,000	19	N	Y	8
	D214784	4300 San Mateo Blvd TERM AGREEMENT FOR STATEWIDE Open	NE Suite	Albuquerque	NM	87110	1295		USA								
APPLIED RESEARCH ASSOCIATES INC	D214990	Term Agreement for Pavement Manager Open		Consulting Services	Authority Contract - Competitive Bid	12/04/2020	06/07/2021		06/06/2025	\$750,000	\$81,462	\$411,117	\$338,883	4	N	Y	0
	D214990	Term Agreement for Pavement Manager Open		Consulting Services	Authority Contract - Competitive Bid	06/27/2024	01/14/2025		01/13/2028	\$750,000	\$0	\$0	\$750,000	2	N	Y	0
ATANE ENGINEERS, ARCHITECTS LS DPC	D214804	40 WALL STREET 11TH FLOOR Agreement for 2022-2023 Biennial Bridg Open		NEW YORK	NY	10005			USA								
	D214935	Term Agreement for 2024-2025 Biennial Open		Consulting Services	Authority Contract - Competitive Bid	03/02/2022	11/15/2021		09/13/2024	\$6,000,000	\$2,462,368	\$5,985,077	\$14,923	11	Y	Y	2
ATLANTIC TESTING LABORATORIES, LTD.	D214918	6431 US HIGHWAY 11 Term Agreement for Materials Testing at Open		CANTON	NY	13617	0029		USA								
	D214919	Term Agreement for Material Testing at Open		Consulting Services	Authority Contract - Competitive Bid	08/07/2023	03/27/2023		03/26/2025	\$500,000	\$171,724	\$364,847	\$135,153	2	Y	Y	1
	D214955	Term Agreement for Material Testing Se Open		Consulting Services	Authority Contract - Competitive Bid	08/08/2023	03/27/2023		03/26/2025	\$500,000	\$294,291	\$493,129	\$6,872	1	Y	Y	1
	D214957	B222.1, MP 227.40 Mainline Bridge Reh: Open		Consulting Services	Authority Contract - Competitive Bid	10/19/2023	11/14/2023		11/13/2026	\$750,000	\$12,636	\$12,636	\$737,364	2	Y	Y	1
BARTON & LOGUIDICE, D.P.C.	D214837	443 ELECTRONICS PARKWAY Term Agreement for Construction Inspe Open		LIVERPOOL	NY	13088			USA								
	D214837	Term Agreement for Construction Inspe Open		Consulting Services	Authority Contract - Competitive Bid	01/19/2022	09/20/2021		09/19/2024	\$3,000,000	\$587,154	\$955,907	\$2,044,093	5	N	Y	2
BERGMANN ASSOC. ARCH, ENG, LAND,DPC	D214810	280 EAST BROAD STREET Term Agreement for Bridge Design Supp Open	SUITE 2C	ROCHESTER	NY	14604	1909		USA								
	D214841	Term Agreement for Construction Inspec Open		Consulting Services	Authority Contract - Competitive Bid	09/03/2021	06/07/2021		06/06/2025	\$3,000,000	\$342,997	\$1,253,621	\$1,746,379	17	N	Y	2
BUREAU VERITAS NORTH AMERICA INC.	D214877	PO BOX 841566 Term Agreement for Testing and Inspect Open		DALLAS	TX	75284	1566		USA								
	D214877	Term Agreement for Testing and Inspect Open		Consulting Services	Authority Contract - Competitive Bid	04/28/2022	06/06/2022		06/05/2025	\$1,500,000	\$321,988	\$392,753	\$1,107,247	5	N	Y	2
C & S ENGINEERS INC	D214798	PO Box 64366 MP 103 NB: Malden Service Area - Reh: Open		Baltimore	MD	21264	4366		USA								
	D214798	MP 103 NB: Malden Service Area - Reh: Open		Consulting Services	Authority Contract - Competitive Bid	12/09/2020	04/01/2021		03/31/2025	\$1,500,000	\$125,444	\$125,444	\$1,374,556	17	N	Y	1
CENTRAL HUDSON GAS & ELEC CORP	D214979	284 SOUTH AVENUE Utility Relocations under Walkkill River B Open		POUGHKEEPSIE	NY	12601	4879		USA								
CHA CONSULTING INC.	D214339	PO BOX 5269 Design Services for the Rehabilitation of Complete		ALBANY	NY	12205	0269		USA								
	D214385	Term Agreement for Design Services for Open		Consulting Services	Authority Contract - Competitive Bid	05/06/2015	12/01/2014		12/18/2024	\$3,800,000	\$203,477	\$3,793,769	\$6,231	7	N	Y	0
	D214617	TERM AGREEMENT FOR HIGHWAY D Open		Consulting Services	Authority Contract - Competitive Bid	09/03/2015	07/13/2015		12/31/2024	\$3,130,000	\$117,012	\$3,117,012	\$12,988	23	N	Y	3
	D214829	Term Agreement for Highway Design Su Open		Consulting Services	Authority Contract - Competitive Bid	03/14/2018	11/21/2017		07/31/2024	\$4,120,000	\$18,949	\$4,058,895	\$61,105	12	N	Y	2
	D214889	MP 914.35, MP 914.99, MP 920.35 and I Open		Consulting Services	Authority Contract - Competitive Bid	01/21/2022	09/20/2021		09/19/2025	\$4,000,000	\$816,427	\$1,622,604	\$2,377,396	11	N	Y	1
COLLIERS ENGINEERING & DESIGN CT PC	D214975	331 NEWMAN SPRINGS ROAD Term Agreement for Architectural Desigr Open	SUITE 2C	RED BANK	NJ	07701			USA								
	D214975	Term Agreement for Architectural Desigr Open		Consulting Services	Authority Contract - Competitive Bid	10/22/2024	10/22/2024		10/21/2027	\$2,000,000	\$0	\$0	\$2,000,000	3	N	Y	1

New York State Thruway Authority
Schedule of Procurement Contracts
Engineering and Architecture Consultant Agreements
For the Year Ended December 31, 2024

Contractor Name	Contract Number	Address / Contract Description	Status	Type of Procurement	Award Process	Award Date	Begin Date	Renew Date	End Date	Contract Amount	Fiscal Year 2024	Life To Date	Current Balance	Bids/Propo	MBE/WBE	MWBE Solicit	MWBE Propo
COUNTY OF ONONDAGA	D215008	PO BOX 4949 Agreement for Utility Work with Onondag	Open	SYRACUSE Other	NY Authority Contract - Non-Competitive	13221 11/12/2024	4949 11/12/2024		USA 03/01/2025	\$28,000	\$0	\$0	\$28,000	0	N	N	0
CPL ARCH,ENG,LARCH & SURV,DBA CPL	D214672 D214797	255 WOODCLIFF DRIVE TERM AGREEMENT FOR ARCHITECT Term Agreement for Architectural Desigr	Open Open	SUITE 1C FAIRPORT Consulting Services Consulting Services	NY Authority Contract - Competitive Bid Authority Contract - Competitive Bid	14450 12/21/2018 06/22/2021	09/24/2018 04/01/2021		USA 12/31/2025 03/31/2024	\$1,500,000 \$1,500,000	\$21,197 \$2,388	\$748,540 \$185,304	\$751,460 \$1,314,696	13 16	N N	Y Y	1 1
CREIGHTON MANNING ENGINEERING LLP	D214966	2 WINNERS CIRCLE Agreement for Material Testing Services	Open	ALBANY Consulting Services	NY Authority Contract - Competitive Bid	12205 01/12/2024	07/17/2024		USA 07/16/2026	\$2,500,000	\$0	\$0	\$2,500,000	7	N	Y	2
CSX TRANSPORTATION INC.	D214775 D214961	PNC BANK Railroad Agreement for Preliminary Engi Agreement for Entry Upon Lands Owned	Open Open	C/O CSX ATLANTA Consulting Services Consulting Services	GA Authority Contract - Non-Competitive Authority Contract - Non-Competitive	30353 10/30/2020 10/26/2023	0192 11/01/2019 09/18/2023		USA 03/29/2024 06/30/2026	\$785,000 \$15,510	\$78,095 \$6,820	\$552,382 \$6,820	\$232,618 \$8,690	1 1	N N	N N	0 0
DEWBERRY ENGINEERS, INC.	D214823 D214985	132 WEST 31ST STREET Term Agreement for Construction Inspec Term Agreement for Construction Inspec	Open Open	NEW YORK Consulting Services Consulting Services	NY Authority Contract - Competitive Bid Authority Contract - Competitive Bid	10001 11/10/2021 05/29/2024	06/07/2021 09/11/2024		USA 12/31/2023 09/10/2027	\$3,000,000 \$4,000,000	\$32,405 \$0	\$2,621,506 \$0	\$378,494 \$4,000,000	20 20	N N	Y Y	6 7
ENTECH ENGINEERING PC	D214882	17 STATE STREET Term Agreement for Environmental Serv	Open	36TH FL NEW YORK Consulting Services	NY Authority Contract - Competitive Bid	10004 05/16/2022	05/18/2022		USA 05/17/2025	\$1,500,000	\$0	\$0	\$1,500,000	16	Y	Y	2
ERDMAN, ANTHONY AND ASSOCIATES, INC	D214867 D214973	145 CULVER ROAD, SUITE 20 Term Agreement for Bridge Design Supp Term Agreement for Construction Inspec	Open Open	ROCHESTER Consulting Services Consulting Services	NY Authority Contract - Competitive Bid Authority Contract - Competitive Bid	14620 03/29/2022 03/18/2024	01/31/2022 08/12/2024		USA 01/30/2026 08/11/2027	\$2,500,000 \$4,000,000	\$723,779 \$0	\$1,623,751 \$0	\$876,249 \$4,000,000	14 3	N N	Y Y	0 1
FISHER ASSOCIATES PE LS PC	D214881	135 CALKINS ROAD Term Agreement for Land Surveying anc	Open	SUITE A ROCHESTER Consulting Services	NY Authority Contract - Competitive Bid	14623 07/14/2022	05/13/2022		USA 05/12/2026	\$900,000	\$0	\$0	\$900,000	10	N	Y	5
GANNETT FLEMING ENGINEERS & ARCHITECTS PC	D214936	PO Box 829160 Term Agreement for Construction Inspec	Open	Philadelphia Consulting Services	PA Authority Contract - Competitive Bid	19182 08/22/2023	9160 09/18/2023		USA 09/17/2025	\$2,000,000	\$533,230	\$533,230	\$1,466,770	19	N	Y	9
GREENMAN-PEDERSEN, INC.	D214472 D214589 D214776 D214887 D214888 D214976	80 WOLF RD SUITE 300 Term Agreement for Design Services for D214589 - Term Agreement for Design & Term Agreement for Design-Build Projec Term Agreement for Bridge Design Supp Term Agreement for Bridge Design Supp MP 467.0 to 483.0 -Pavement Rehabilita	Open Open Open Open Open Open	ALBANY Consulting Services Consulting Services Consulting Services Consulting Services Consulting Services	NY Authority Contract - Competitive Bid Authority Contract - Competitive Bid Authority Contract - Competitive Bid Authority Contract - Competitive Bid Authority Contract - Competitive Bid	12205 07/26/2016 02/12/2018 10/26/2020 11/25/2022 11/23/2022 08/23/2024	06/07/2016 07/17/2017 05/12/2020 07/22/2022 08/04/2022 08/23/2024		USA 12/31/2024 12/31/2024 05/11/2025 07/21/2025 08/03/2025 08/22/2027	\$3,000,000 \$4,500,000 \$9,200,000 \$5,500,000 \$3,000,000 \$3,000,000	\$45,891 \$0 \$2,448,144 \$502,567 \$300,051 \$0	\$2,786,043 \$3,772,265 \$7,241,562 \$502,567 \$492,864 \$0	\$213,957 \$727,735 \$1,958,438 \$4,997,433 \$2,507,136 \$3,000,000	17 11 6 19 12 15	N N N N N N	Y Y Y N Y Y	2 0 2 0 0 2
HARDESTY & HANOVER CONST. SVCS, LLC	D214711 D214831 D214842 D214956 D214959	1501 BROADWAY SUITE 310 Term Agreement For Construction Inspe Term Agreement for Construction Inspec Agreement for Biennial Bridge Inspector Term Agreement for Construction Inspec Term Agreement for Bridge Design Supp	Open Open Open Open Open	NEW YORK Consulting Services Consulting Services Consulting Services Consulting Services	NY Authority Contract - Competitive Bid Authority Contract - Competitive Bid Authority Contract - Competitive Bid Authority Contract - Competitive Bid	10036 01/10/2020 02/02/2022 02/15/2022 11/02/2023 11/06/2023	04/04/2019 09/20/2021 11/15/2021 03/28/2024 06/27/2024		USA 12/31/2023 09/19/2024 03/14/2024 07/15/2026 09/27/2027	\$2,500,000 \$2,000,000 \$3,000,000 \$2,000,000 \$4,000,000	\$144,396 \$704,431 \$218,276 \$1,057,788 \$0	\$1,767,966 \$1,934,493 \$2,111,598 \$1,057,788 \$0	\$732,034 \$65,507 \$888,402 \$942,212 \$4,000,000	14 21 4 15 0	N N N N N	Y Y Y Y Y	3 7 0 8 0
HENNINGSON DURHAM & RICHARDSON ARCH	D214762 D214813 D214834 D214908	8404 INDIAN HILLS DRIVE Term Agreement For Construction Inspe Term Agreement for Highway Design Su Term Agreement for Construction Inspec Term Agreement for Transportation Grar	Open Open Open Open	OMAHA Consulting Services Consulting Services Consulting Services	NE Authority Contract - Competitive Bid Authority Contract - Competitive Bid Authority Contract - Competitive Bid	68114 08/11/2020 01/24/2022 01/31/2022 11/21/2022	01/27/2020 09/20/2021 09/20/2021 12/05/2022		USA 07/31/2024 09/19/2025 09/19/2024 12/04/2025	\$2,000,000 \$8,000,000 \$5,000,000 \$1,000,000	\$131,178 \$2,855,843 \$2,191,747 \$151,530	\$1,901,677 \$4,843,500 \$3,313,768 \$151,530	\$98,323 \$3,156,500 \$1,686,232 \$848,470	11 17 16 4	N N N N	Y Y Y Y	2 4 4 0

New York State Thruway Authority
Schedule of Procurement Contracts
Engineering and Architecture Consultant Agreements
For the Year Ended December 31, 2024

<u>Contractor Name</u>	<u>Contract Number</u>	<u>Address / Contract Description</u>	<u>Status</u>	<u>Type of Procurement</u>	<u>Award Process</u>	<u>Award Date</u>	<u>Begin Date</u>	<u>Renew Date</u>	<u>End Date</u>	<u>Contract Amount</u>	<u>Fiscal Year 2024</u>	<u>Life To Date</u>	<u>Current Balance</u>	<u>Bids/Propo</u>	<u>MBE/WBE</u>	<u>MWBE Solicit</u>	<u>MWBE Propo</u>
	D214965	Term Agreement for Construction Inspec	Open	Consulting Services	Authority Contract - Competitive Bid	01/12/2024	08/01/2024		07/31/2027	\$7,500,000	\$160,889	\$160,889	\$7,339,111	18	N	Y	10
HNTB NEW YORK ENGINEERING P.C.	PO BOX 802766 D214187	Owner's Engineer for the Design-Build C	Open	KANSAS CITY Consulting Services	MO Authority Contract - Competitive Bid	64180	2766		USA 06/30/2024	\$168,500,000	\$2,815,357	\$160,978,077	\$7,521,923	8	N	Y	0
HRV CONFORMANCE VERIFICATION ASSOC	D214878	420 ROUSER ROAD SUITE 400 Term Agreement for Testing and Inspect	Open	MOON TOWNSHIP Consulting Services	PA Authority Contract - Competitive Bid	15108			USA 07/11/2025	\$1,500,000	\$451,797	\$727,914	\$772,086	4	Y	Y	2
HUDSON VALLEY ENGINEERING ASSOC. PC	D214766	560 ROUTE 52 SUITE 2C BEACON Term Agreement for Materials Testing ar	Open	NY Consulting Services	Authority Contract - Competitive Bid	12508			USA 03/26/2024	\$500,000	\$14,883	\$201,221	\$298,779	3	Y	Y	2
HUNT ENGINEERS ARCHITECTS & LAND SURVEYORS PC	D214958	100 HUNT CENTER AIRPORT HORSEHEADS Term Agreement for Environmental Desi	Open	NY Consulting Services	Authority Contract - Competitive Bid	14845			USA 11/13/2026	\$2,000,000	\$0	\$0	\$2,000,000	11	N	Y	2
JACOBS CIVIL CONSULTANTS	D214341	800 MARKET ST LOCK BC SAINT LOUIS Term Agrement for Design and Construc	Open	MO Consulting Services	Authority Contract - Competitive Bid	63150	8713		USA 12/31/2025	\$3,500,000	\$91,228	\$3,050,361	\$449,639	13	N	Y	2
JMT OF NEW YORK, INC.	D214866	40 WIGHT AVENUE Term Agreement for Brudge Desgin Sup	Open	HUNT VALLEY Consulting Services	Authority Contract - Competitive Bid	21030			USA 01/30/2026	\$3,500,000	\$1,232,437	\$2,465,183	\$1,034,817	28	N	Y	5
LABELLA ASSOCIATES, D.P.C.	D214828	300 STATE STREET Term Agreement for Highway Design Se	Open	ROCHESTER Consulting Services	Authority Contract - Competitive Bid	14614			USA 09/19/2025	\$3,000,000	\$1,104,054	\$1,205,166	\$1,794,834	14	N	Y	0
LIRO ENGINEERS, INC.	D214832	THREE AERIAL WAY Term Agreement for Construction Inspec	Open	SYOSSET Consulting Services	Authority Contract - Competitive Bid	11791			USA 09/19/2024	\$6,500,000	\$1,629,013	\$5,369,157	\$1,130,843	17	N	Y	4
LOCKWOOD KESSLER & BARTLETT INC	D214761 D214892	ONE AERIAL WAY Const. Inspection Support Svcs In The N Term Agreement for Highway Design Su	Open	SYOSSET Consulting Services	NY Authority Contract - Competitive Bid	11791			USA 01/26/2023	\$3,050,000	\$0	\$2,972,276	\$77,724	13	N	Y	4
			Open	Consulting Services	Authority Contract - Competitive Bid	08/17/2022	09/12/2022		09/11/2025	\$3,500,000	\$0	\$0	\$3,500,000	0	N	Y	0
LOTHROP ASSOCIATES, LLP	D214671	333 WESTCHESTER AVENUE TERM AGREEMENT FOR ARCHITECT	Open	WHITE PLAINS Consulting Services	NY Authority Contract - Competitive Bid	10604			USA 12/29/2024	\$1,500,000	\$8,484	\$421,934	\$1,078,066	10	N	Y	0
M & J ENGINEERING PC	D214835	2003 Jericho Turnpike Term Agreement for Construction Inspec	Open	New Hyde Park Consulting Services	NY Authority Contract - Competitive Bid	11040			USA 12/31/2024	\$3,000,000	\$384,598	\$636,497	\$2,363,503	5	Y	Y	1
M J ENGINEERING AND LAND SURVEYING PC	D214771	1533 CRESCENT ROAD Term agreement for Construction Inspec	Open	CLIFTON PARK Consulting Services	NY Authority Contract - Competitive Bid	12065			USA 03/30/2023	\$2,000,000	\$0	\$1,262,910	\$737,090	6	Y	Y	2
MOTT MACDONALD NY INC	D214891	PO Box 510344 Term Agreement for Highway Design in I	Open	Pittsburgh Consulting Services	PA Authority Contract - Competitive Bid	15250	0344		USA 09/11/2025	\$3,500,000	\$598,433	\$598,433	\$2,901,567	8	N	Y	2
NAIK CONSULTING GROUP, P.C.	D214880	200 METROPLEX DRIVE SUITE 4C EDISON Term Agreement for Land Survey and Ri	Open	NY Consulting Services	Authority Contract - Competitive Bid	08817			USA 05/12/2026	\$900,000	\$83,164	\$83,164	\$816,836	12	Y	Y	5
NATIONAL RAILROAD PASSENGER CORP	D214927 D214942	23615 NETWORK PLACE Agreement for Entry Upon Lands Owned DESIGN AND CONSTRUCTION PHASE	Open	CHICAGO Other	IL Authority Contract - Non-Competitive	60673	1236		USA 11/22/2024	\$574,468	\$0	\$0	\$574,468	0	N	N	0
			Open	Other	Authority Contract - Competitive Bid	07/26/2023	07/26/2023		06/30/2026	\$201,959	\$0	\$0	\$201,959	0	N	N	0
NUSSBAUMER & CLARKE, INC.	D214839	3556 LAKE SHORE ROAD SUITE 5C BUFFALO Term Agreement for Construction Inspec	Open	NY Consulting Services	Authority Contract - Competitive Bid	14219	1494		USA 12/19/2024	\$4,000,000	\$616,895	\$1,816,528	\$2,183,472	8	N	Y	3

New York State Thruway Authority
Schedule of Procurement Contracts
Engineering and Architecture Consultant Agreements
For the Year Ended December 31, 2024

Contractor Name	Contract Number	Address / Contract Description	Status	Type of Procurement	Award Process	Award Date	Begin Date	Renew Date	End Date	Contract Amount	Fiscal Year 2024	Life To Date	Current Balance	Bids/Propo	MBE/WBE	MWBE Solicit	MWBE Propo
NV5 NEW YORK - ENG., ARCH., LA., SU	D214967	Term Agreement for Construction Inspec	Open	Consulting Services	Authority Contract - Competitive Bid	01/12/2024	06/27/2024		06/26/2027	\$4,000,000	\$314,825	\$314,825	\$3,685,175	5	N	Y	2
	D214833	LANDSCAPE ARCHITECTS AND 200 S PA HOLLYWOOD	Open	Consulting Services	Authority Contract - Competitive Bid	01/05/2022	09/20/2021		09/24/2024	\$3,000,000	\$1,458,824	\$1,872,450	\$1,127,550	17	N	Y	4
PARSONS TRANSPORTATION GROUP OF NY	D214817	PO BOX 88960	Open	CHICAGO	IL	60695	1960		USA	\$5,000,000	\$1,131,256	\$1,901,939	\$3,098,061	19	N	Y	1
POPLI, ARCHITECTURE & ENG. LS, DPC	D214805	555 PENBROOKE DRIVE	Open	PENFIELD	NY	14526	2035		USA	\$3,000,000	\$612,296	\$2,987,443	\$12,557	9	Y	Y	4
	D214838	Agreement for 2022-2023 Biennial Bridg	Open	Consulting Services	Authority Contract - Competitive Bid	02/09/2022	11/15/2021		09/14/2024	\$3,000,000	\$6,986	\$446,118	\$2,553,882	5	Y	Y	2
	D214876	Term Agreement for Construction Inspec	Open	Consulting Services	Authority Contract - Competitive Bid	02/03/2022	09/20/2021		09/19/2023	\$3,000,000	\$236,081	\$236,081	\$2,763,919	6	Y	Y	4
	D214938	Term Agreement for 2024-2025 Biennial	Open	Consulting Services	Authority Contract - Competitive Bid	04/11/2022	06/06/2022		06/05/2025	\$3,000,000	\$754,370	\$754,370	\$2,445,630	4	N	Y	2
PRUDENT ENGINEERING LLP	D214836	6390 FLY ROAD	Open	EAST SYRACUSE	NY	13057			USA	\$3,000,000	\$593,975	\$2,272,389	\$727,611	6	Y	Y	2
	D214993	Term Agreement for Construction Inspec	Open	Design and Construct	Authority Contract - Competitive Bid	10/28/2024	10/28/2024		10/27/2027	\$4,000,000	\$0	\$0	\$4,000,000	4	Y	Y	1
RAMBOLL AMERICAS ENG SOLUTIONS INC	D214763	333 W WASHINGTON ST	Open	SYRACUSE	NY	13202			USA	\$2,000,000	\$458,667	\$1,010,098	\$989,902	7	N	Y	3
RAVI ENGINEERING AND LAND SURV. PC	D214822	2110 SOUTH CLINTON AVENUE SUITE 1	Open	ROCHESTER	NY	14618			USA	\$3,000,000	\$289,184	\$2,741,999	\$258,001	5	Y	Y	2
SHUMAKER CONSULTING ENGINEERING & LAND SURVEYING DPC	D214656	143 COURT STREET	Open	BINGHAMTON	NY	13901	09/24/2018		USA	\$1,500,000	\$0	\$154,713	\$1,345,287	27	Y	Y	1
STANTEC CONSULTING SERVICES, INC.	D214695	13980 COLLECTION CENTER D	Complete	CHICAGO	IL	60693			USA	\$2,100,000	\$32,312	\$1,770,383	\$329,617	2	N	Y	0
	D214787	TERM AGREEMENT FOR SERVICES F	Complete	Consulting Services	Authority Contract - Competitive Bid	01/04/2019	11/01/2018		02/29/2024	\$2,100,000	\$32,312	\$1,770,383	\$329,617	2	N	Y	0
	D214811	TERM AGREEMENT FOR PRELIMINAF	Open	Consulting Services	Authority Contract - Competitive Bid	11/24/2020	09/30/2020		09/29/2024	\$3,000,000	\$378,354	\$2,281,781	\$718,219	19	N	Y	0
	D214811	Term Agreement for Highway Design Su	Open	Consulting Services	Authority Contract - Competitive Bid	08/09/2021	06/07/2021		06/06/2025	\$3,000,000	\$656	\$500,482	\$2,499,518	17	N	Y	1
	D214830	Term Agreement for Highway Design Su	Open	Consulting Services	Authority Contract - Competitive Bid	01/21/2022	09/20/2021		09/19/2025	\$5,000,000	\$93,622	\$373,903	\$4,626,097	12	N	Y	3
	D214917	Term Agreement for Service Relative to	Open	Consulting Services	Authority Contract - Competitive Bid	09/14/2023	06/27/2023		06/26/2026	\$1,000,000	\$347,200	\$347,200	\$652,800	1	N	Y	0
	D214932	BS920.4 - Biennial Bridge Inspection of	Open	Consulting Services	Authority Contract - Competitive Bid	08/15/2023	09/18/2023		09/17/2025	\$3,191,820	\$1,352,698	\$1,352,698	\$1,839,122	5	N	Y	0
	D214890	Concrete Pavement Restoration-MP 289	Open	Consulting Services	Authority Contract - Competitive Bid	01/31/2023	09/12/2022		09/11/2025	\$3,000,000	\$0	\$0	\$3,000,000	10	N	Y	0
D214974	Term Agreement for Design Support Ser	Open	Consulting Services	Authority Contract - Competitive Bid	09/30/2024	08/30/2024		08/29/2027	\$3,000,000	\$0	\$0	\$3,000,000	16	N	Y	1	
URBAN ENGINEERS OF NEW YORK, D.P.C.	D214840	403 MAIN STREET	Open	SUITE 53 BUFFALO	NY	14203			USA	\$4,000,000	\$549,517	\$1,620,082	\$2,379,918	8	N	Y	3
	D214934	Term Agreement For Construction Inspec	Open	Consulting Services	Authority Contract - Competitive Bid	02/04/2022	09/20/2021		12/31/2024	\$4,000,000	\$0	\$0	\$4,000,000	6	N	Y	3
VERIZON	D214998	PO BOX 6360	Open	SYRACUSE	NY	13217	6360		USA	\$15,225	\$0	\$0	\$15,225	0	N	N	0
WSP USA INC	D214712	PO BOX 732476	Open	DALLAS	TX	75373	2476		USA	\$3,500,000	\$1,707,295	\$3,114,083	\$385,917	13	N	Y	3
	D214812	Term agreement for Highway Design Su	Open	Consulting Services	Authority Contract - Competitive Bid	01/03/2020	01/02/2020		12/31/2025	\$6,000,000	\$465,223	\$908,691	\$5,091,309	20	N	Y	5
	D214933	Term Agreement for Geotechnical, Hydr	Open	Consulting Services	Authority Contract - Competitive Bid	02/10/2022	09/20/2021		09/19/2025	\$2,000,000	\$0	\$0	\$2,000,000	7	N	Y	1
										\$440,425,350	\$43,336,414	\$276,212,188	\$164,213,162				

EXHIBIT A3
New York State Thruway Authority
Schedule of Procurement Contracts
Commodity and Service Purchases
For the Year Ended December 31, 2024

Vendor Name Address	Contract Number	Description	Status	Process	Award Date	Begin Date	End Date	Contract Amt	Exp 2024	Exp L-T-D	OutstandBal	Bids	M/WBE
Mohawk Chevrolet Ballston Spa NY	PC-39679	PC69382, MINIBID 396	Completed	State Contract				119,946.16	119,946.16		0	N	
Altec Industries Inc Plains PA	PC-66582	REF OGS CONTRACT	Completed	State Contract				110,291.00	2,318,429.00		0	N	
W B Mason Co Inc Albany NY	PC-67805	BULK, PC67805, NY, 8	Completed	State Contract				26,180.89	196,643.67		0	N	
Saf-Gard Safety Shoe Company Greensboro NC	PC-67943	OPEN, HQ, PC67943, P	Completed	State Contract				133,776.93	234,685.04		0	N	
Cargill Inc North Olmsted OH	PC-68230	REF, PC68230, ROAD /	Completed	State Contract				399,351.00	15,865,071.08		0	N	
Snap-on Industrial Kirkville NY	PC-68469	REF, PC-68469, ALL, 0	Completed	State Contract				45,658.68	209,465.47		0	N	
Goodyear Tire & Rubber Co Jericho NY	PC-68490	REF. (PC68490), ALBA	Completed	State Contract				116,718.89	2,197,781.87		0	N	
United Auto Supply of Syracuse West Inc Syracuse NY	PC-68523	AUTO, PC68523, ALL,5	Completed	State Contract				15,368.97	142,258.44		0	N	
Elliot Auto Supply Co Inc dba Factory Motor Parts Albany NY	PC-68524	OPEN, PC68524, NY, 0	Completed	State Contract				92,722.21	257,827.77		0	N	
Altec Industries Inc Creedmoor NC	PC-68526	REFERENCE, SOURCE	Completed	State Contract				483,940.00	896,433.00		0	N	
Five Star Equipment Inc North Syracuse NY	PC-68687	PC68687, TRAIL KING	Completed	State Contract				138,196.18	138,196.18		0	N	
American Rock Salt Co LLC Mount Morris NY	PC-68889	REF, ROCK SALT, PC6	Completed	State Contract				751,775.23	14,933,589.80		0	N	
AlbanyT LLC Latham NY	PC-68921	MINIBID 13798 PC6892	Completed	State Contract				268,881.20	268,881.20		0	N	
Central Dodge Inc Raynham MA	PC-68927	REF, OGS MINI-BID, P	Completed	State Contract				209,111.96	232,694.51		0	N	
Bob Johnson Ford Avon NY	PC-68937	MINIBID: 14388 PC689	Completed	State Contract				60,900.00	60,900.00		0	N	
Joe Basil Chevrolet Inc Depew NY	PC-68942	MINIBID 10033, PC689	Completed	State Contract				731,097.08	1,708,475.10		0	N	
Navistar Inc Loudonville NY	PC-68946	REF#1244755, REQ# 32	Completed	State Contract				3,902,505.70	14,212,121.89		0	N	
Van Bortel Ford Inc East Rochester NY	PC-68953	MINIBID 397810, TRUC	Completed	State Contract				1,050,334.79	1,050,334.79		0	N	
Cives Corporation Harrisville NY	PC-68956	AUTO, NJPA PC68956,	Completed	State Contract				755,722.12	11,391,227.88		0	N	
Websmart Chevrolet LLC Spencerport NY	PC-68967	REFERENCE, OGS MIN	Completed	State Contract				367,694.00	449,399.39		0	N	
Robert Green Chev-Olds Inc Rock Hill NY	PC-68970	REFERENCE, OGS MIN	Completed	State Contract				280,666.80	1,003,360.80		0	N	
Joe Cecconi's Chrysler Complex Niagara Falls NY	PC-68974	REFERENCE, PC68974	Completed	State Contract				183,759.80	556,246.80		0	N	

EXHIBIT A3
New York State Thruway Authority
Schedule of Procurement Contracts
Commodity and Service Purchases
For the Year Ended December 31, 2024

<u>Vendor Name</u> <u>Address</u>	<u>Contract</u> <u>Number</u>	<u>Description</u>	<u>Status</u>	<u>Process</u>	<u>Award Date</u>	<u>Begin Date</u>	<u>End Date</u>	<u>Contract Amt</u>	<u>Exp 2024</u>	<u>Exp L-T-D</u>	<u>OutstandBal</u>	<u>Bids</u>	<u>M/WBE</u>
Better Power Inc Rochester NY	PC-69013	REF: PC69013,ALL,HIR	Completed	State Contract				364,991.45	720,500.00		0	Y	
Dival Safety Equipment Inc Buffalo NY	PC-69018	AUTO, PC69018, ALL, :	Completed	State Contract				28,461.46	42,269.17		0	N	
Snappy Solutions Inc East Hampton NY	PC-69030	REF, PC69030, OGS HI	Completed	State Contract				37,012.50	37,012.50		0	Y	
DeNooyer Chevrolet Inc Albany NY	PC-69048	MINIBID 12559, PC690	Completed	State Contract				384,779.60	670,297.05		0	N	
Clark Equipment Company Statesville NC	PC-69204	REFERENCE, PC69204	Completed	State Contract				118,636.06	568,612.83		0	N	
Tracey Road Equip Inc East Syracuse NY	PC-69232	PC69232, GROUP 4062:	Completed	State Contract				230,924.16	657,558.72		0	N	
Bob Johnson Ford Avon NY	PC-69260	MINIBID 10645, PC692	Completed	State Contract				70,700.00	748,680.00		0	N	
Bob Johnson Ford Avon NY	PC-69261	MINIBID 405971, (5) JE	Completed	State Contract				206,600.00	206,600.00		0	N	
Superior Lubricants Company Inc North Tonawanda NY	PC-69329	REF,PC69329, ALB,BU	Completed	State Contract				40,028.01	85,848.49		0	N	
John Deere Company Cary NC	PC-69378	REF PA, OGS PC69378,	Completed	State Contract				271,855.72	1,345,566.72		0	N	
Clark Equipment Company Statesville NC	PC-69396	ALB DIVISION, PC693	Completed	State Contract				747,874.85	981,968.49		0	N	
Southworth-Milton Inc Syracuse NY	PC-69406	PC69406 CATERPILLA	Completed	State Contract				748,176.00	1,441,402.00		0	N	
Metroland Bus Machines Inc Albany NY	PC-69408	REF, PC68232, CPA, AI	Completed	State Contract				64,806.00	64,806.00		0	N	
Flooring Environment Inc Mechanicville NY	PC-69408	REF, PC69408, INTERF	Completed	State Contract				78,683.62	150,370.56		0	Y	
ARI Phoenix Inc Lebanon OH	PC-69414	REF, OGS PC69414, VE	Completed	State Contract				52,833.94	52,833.94		0	N	
Mohawk Lifts LLC Amsterdam NY	PC-69416	REFERENCE, PC69416	Completed	State Contract				35,396.18	168,928.99		0	N	
Stertil-Koni USA Inc Stevensville MD	PC-69419	REF, PC69419, REQ #30	Completed	State Contract				333,709.36	390,783.36		0	N	
Alta Construction Equipment New York LLC Batavia NY	PC-69437	PC69437, VOLVO CON	Completed	State Contract				276,835.00	276,835.00		0	N	
Atlantic Salt Inc Lowell MA	PC-69474	REFERENCE, ROCKSA	Completed	State Contract				176,615.69	967,249.01		0	N	
Buell Fuel LLC Mohawk NY	PC-69479	BULK, PC69479,SYR,R	Completed	State Contract				359,577.75	1,502,314.44		0	N	
Global Montello Group Corp Waltham MA	PC-69480	BULK, PC69480, NYAC	Completed	State Contract				436,597.99	1,761,193.17		0	N	
Kurk Fuel Company Tonawanda NY	PC-69481	BULK, PC69481, BUF,E	Completed	State Contract				283,832.09	1,075,331.27		0	N	

EXHIBIT A3
New York State Thruway Authority
Schedule of Procurement Contracts
Commodity and Service Purchases
For the Year Ended December 31, 2024

<u>Vendor Name</u> <u>Address</u>	<u>Contract</u> <u>Number</u>	<u>Description</u>	<u>Status</u>	<u>Process</u>	<u>Award Date</u>	<u>Begin Date</u>	<u>End Date</u>	<u>Contract Amt</u>	<u>Exp 2024</u>	<u>Exp L-T-D</u>	<u>OutstandBal</u>	<u>Bids</u>	<u>M/WBE</u>
Mirabito Energy Products Binghamton NY	PC-69483	BULK, PC69483,SYR, E	Completed	State Contract				313,616.40	1,337,769.79		0	N	
NOCO Energy Corp - Fuels Tonawanda NY	PC-69484	BULK, PC69484,SYR-R	Completed	State Contract				597,841.93	2,498,703.79		0	N	
Sprague Operating Resources LLC Portsmouth NH	PC-69485	BULK, PC69485, NY-L	Completed	State Contract				67,781.67	257,431.27		0	N	
Sawyer Chrysler Dodge Inc Saugerties NY	PC-69491	MINIBID 404049, PC69	Completed	State Contract				173,178.00	173,178.00		0	N	
Eberl Iron Works Inc Buffalo NY	PC-69494	REF,SB,PC69494 ALL, /	Completed	State Contract				118,245.84	281,674.82		0	N	
Elderlee Inc Oaks Corners NY	PC-69495	AUTO,PC69495 ,ALL,0/	Completed	State Contract				1,453,910.84	4,952,028.64		0	N	
Seabring Industries LLC Hammondsport NY	PC-69497	REF; MWBE,PC69497, .	Completed	State Contract				30,207.15	61,935.15		0	Y	
TraFFix Devices Inc San Clemente CA	PC-69498	REF,PC69498,ALL, CR/	Completed	State Contract				493,348.91	812,106.88		0	N	
Certified Safety Products of New York Inc Andover NY	PC-69499	REF,WBE/SB,PC69499,	Completed	State Contract				16,298.36	48,671.36		0	Y	
Transpo Industries Inc New Rochelle NY	PC-69499	REF,PC69499,ALL,ATT	Completed	State Contract				54,508.96	146,179.22		0	N	
Buell Fuel LLC Mohawk NY	PC-69515	BULK, PC 69515, ALB,	Completed	State Contract				549,073.56	1,795,325.61		0	N	
Global Montello Group Corp Waltham MA	PC-69516	BULK, PC69516, NY,12	Completed	State Contract				1,110,390.26	3,433,669.80		0	N	
Kurk Fuel Company Tonawanda NY	PC-69517	BULK, PC69517, BUFF.	Completed	State Contract				554,866.40	1,791,968.17		0	N	
Mirabito Energy Products Binghamton NY	PC-69519	BULK, PC 69519, SYR,	Completed	State Contract				226,134.97	753,972.96		0	N	
Sprague Operating Resources LLC Portsmouth NH	PC-69522	BULK, PC69522, NY,12	Completed	State Contract				347,001.27	1,166,584.68		0	N	
Sunoco LLC Newtown Square PA	PC-69523	BULK, PC69523, BUFF.	Completed	State Contract				189,862.16	720,061.46		0	N	
Crafcoc Inc Chandler AZ	PC-69535	REF,ALL DIV,PC 6953/	Completed	State Contract				219,795.74	405,155.54		0	N	
Innovative Municipal Products US Inc Glenmont NY	PC-69821	BULK,BUF, MAG CHL/	Completed	State Contract				52,673.06	117,283.62		0	N	
Stephenson Equipment Inc East Syracuse NY	PC-69840	REFERENCE, EQ MTC	Completed	State Contract				875,610.00	875,610.00		0	N	
Ferrario Ford Inc Elmira NY	PC-69846	PC69846, MINIBID 401	Completed	State Contract				123,735.45	123,735.45		0	N	
Intivity Inc East Rochester NY	PC-69878	REF- SYR PC69878 03/	Completed	State Contract				21,704.38	94,412.19		0	Y	
M S C Industrial Supply Co Rochester NY	PC-69878	AUTO,ALL, PC 69878 (Completed	State Contract				20,088.71	20,088.71		0	N	

EXHIBIT A3
New York State Thruway Authority
Schedule of Procurement Contracts
Commodity and Service Purchases
For the Year Ended December 31, 2024

Vendor Name Address	Contract Number	Description	Status	Process	Award Date	Begin Date	End Date	Contract Amt	Exp 2024	Exp L-T-D	OutstandBal	Bids	M/WBE
Wats International Inc Poughkeepsie NY	PC-69879	AUTO,MBE, PC 69879	Completed	State Contract				101,923.80	156,347.04		0	Y	
W W Grainger Inc Elmsford NY	PC-69879	OPEN, PC69879, SYR, 0	Completed	State Contract				145,523.99	238,294.23		0	N	
Tony Baird Electronics Inc Syracuse NY	PC-69879	REF, PC69879, ALL, 03	Completed	State Contract				117,783.40	121,329.00		0	Y	
Edge Electronics Inc. Bohemia NY	PC-69879	REF, PC 69879, ALL,MI	Completed	State Contract				73,938.64	87,280.22		0	Y	
Intivity Inc East Rochester NY	PC-69879	REF- ALL,PC69879 3/2	Completed	State Contract				328,160.50	455,127.21		0	Y	
Alliance Asphalt LLC Rome NY	PC-69963	BULK,SYR,PC69963 ,O	Completed	State Contract				48,893.44	679,130.75		0	N	
Barrett Paving Materials Inc Watertown NY	PC-69966	BULK, SYR, PC69966,	Completed	State Contract				176,122.80	218,783.41		0	N	
Callanan Industries Inc Albany NY	PC-69971	BULK, PC69971, 3/31/2	Completed	State Contract				614,966.92	1,094,542.58		0	N	
County Line Stone Co Inc Akron NY	PC-69978	BULK,BUF, PC69978, 3	Completed	State Contract				28,550.15	234,648.75		0	N	
Dolomite Products Company Inc Albany NY	PC-69981	BULK, PC69981,ALB D	Completed	State Contract				101,260.60	214,468.43		0	N	
Gernatt Asphalt Products Inc Collins NY	PC-69986	BULK, BUF, PC 69986,	Completed	State Contract				324,811.84	1,020,791.90		0	N	
Heidelberg Materials Northeast NY LLC Nedrow NY	PC-69988	BULK, PC 69988, 3/31/2	Completed	State Contract				505,465.87	884,789.00		0	N	
Jamestown Macadam Inc Celoron NY	PC-69991	BULK,BUF, PC69991, 3	Completed	State Contract				15,528.25	37,704.29		0	N	
HH Rauh Paving Lakewood NY	PC-7	BULK, BUF, PC 69989,	Completed	State Contract				21,235.50	21,235.50		0	N	
New Enterprise Stone & Lime Co Inc Buffalo NY	PC-70000	BULK,BUF, PC 70000, :	Completed	State Contract				63,711.87	550,744.49		0	N	
Peckham Materials Corp Catskill NY	PC-70004	BULK, PC70004, NY-W	Completed	State Contract				33,853.95	183,065.35		0	N	
Wells Technology Inc Bemidji MN	PC-70062	AUTO,MBE, PC 70062,	Completed	State Contract				39,764.43	55,663.80		0	Y	
Ferrelgas Partners LP Verona NY	PC-70085	BULK, ALL,PC 70085, 0	Completed	State Contract				28,713.97	33,380.26		0	N	
Superior Plus Energy Services Inc Rochester NY	PC-70090	BULK,PC 70090, 09/30/	Completed	State Contract				38,270.87	38,784.57		0	N	
American Rock Salt Co LLC Mount Morris NY	PC-70128	REF, ROCK SALT, PC7	Completed	State Contract				1,331,560.91	1,586,408.93		0	N	
Apalachee LLC Rochester NY	PC-70129	REF, ROCK SALT, PC7	Completed	State Contract				427,164.53	614,307.61		0	N	
Atlantic Salt Inc Lowell MA	PC-70130	REF, ROCK SALT, PC7	Completed	State Contract				331,537.91	331,537.91		0	N	

EXHIBIT A3
New York State Thruway Authority
Schedule of Procurement Contracts
Commodity and Service Purchases
For the Year Ended December 31, 2024

Vendor Name Address	Contract Number	Description	Status	Process	Award Date	Begin Date	End Date	Contract Amt	Exp 2024	Exp L-T-D	OutstandBal	Bids	M/WBE
Cargill Inc North Olmsted OH	PC-70131	REF, ROCK SALT, PC7	Completed	State Contract				2,754,263.64	3,006,101.55		0	N	
Compass Minerals America Inc Overland Park KS	PC-70132	REF, ROCK SALT, PC7	Completed	State Contract				324,390.03	350,413.09		0	N	
JESCO INC Beacon NY	PC-70139	REF PA, PC70139, 6241	Completed	State Contract				264,001.43	264,001.43		0	N	
Five Star Equipment Inc North Syracuse NY	PC-70139	PC70139, JOHN DEERE	Completed	State Contract				602,354.17	602,354.17		0	N	
Elliot Auto Supply Co Inc dba Factory Motor Parts Nanuet NY	PC-70140	OPEN, PC70140, NY, N	Completed	State Contract				42,220.39	42,220.39		0	N	
Buell Fuel LLC Deansboro NY	PC-70145	BULK, PC70145, ALB, :	Completed	State Contract				142,962.27	148,028.15		0	N	
Mirabito Energy Products Binghamton NY	PC-70146	BULK, PC70146, ALB, :	Completed	State Contract				202,218.06	202,218.06		0	N	
Crafco Inc Allentown PA	PC-70341	REF,ALL DIV,PC 70341	Completed	State Contract				111,116.00	111,116.00		0	N	
Suit-Kote Corporation Cortland NY	PC-70356	REF, PC 70356,SYR,LIC	Completed	State Contract				38,413.03	38,413.03		0	N	
American Rock Salt Co LLC Mount Morris NY	PC-70460	REF, ROCK SALT, PC7	Completed	State Contract				743,297.82	743,297.82		0	N	
Cargill Inc North Olmsted OH	PC-70463	REF, ROCK SALT, PC7	Completed	State Contract				416,980.34	416,980.34		0	N	
Compass Minerals America Inc Overland Park KS	PC-70464	REF, ROCK SALT, PC7	Completed	State Contract				269,368.16	269,368.16		0	N	
Apalachee LLC Rochester NY	PC-70474	REF, PC70474, NY, SOI	Completed	State Contract				16,069.35	16,069.35		0	N	
Innovative Municipal Products US Inc Glenmont NY	PC-70478	BULK, ALB, PC70478 ~	Completed	State Contract				30,750.11	30,750.11		0	N	
Buell Fuel LLC Mohawk NY	PC-70532	BULK, PC70532, ALB, :	Completed	State Contract				32,148.60	32,148.60		0	N	
Kurk Fuel Company Tonawanda NY	PC-70534	BULK, PC70534, BUF E	Completed	State Contract				34,309.40	34,309.40		0	N	
Mirabito Energy Products Binghamton NY	PC-70535	BULK, PC70535,SYR, F	Completed	State Contract				52,961.51	52,961.51		0	N	
NOCO Energy Corp - Fuels Tonawanda NY	PC-70537	BULK, PC70537, BUF,F	Completed	State Contract				49,544.15	49,544.15		0	N	
Graybar Electric Co Inc Albany NY	PC-N/A	OPEN, NON-CONTRAC	Completed	State Contract				15,058.51	20,862.87		0	N	
Dell Marketing LP Round Rock TX	PD-67644	REFERENCE, HQ PD67	Completed	State Contract				174,282.73	1,056,383.36		0	N	
Insight Public Sector Inc Tempe AZ	PD-67645	REF PD67645 DECEM	Completed	State Contract				179,733.55	1,319,718.13		0	N	
S H I International Corp Somerset NJ	PD-67647	HQ REFERENCE ~ PD6	Completed	State Contract				297,083.85	2,073,184.11		0	N	

EXHIBIT A3
New York State Thruway Authority
Schedule of Procurement Contracts
Commodity and Service Purchases
For the Year Ended December 31, 2024

Vendor Name Address	Contract Number	Description	Status	Process	Award Date	Begin Date	End Date	Contract Amt	Exp 2024	Exp L-T-D	OutstandBal	Bids	M/WBE
AssetWorks LLC Wayne PA	PM-20780	REF., PM20780, FUELF	Completed	State Contract				18,327.12	953,647.16		0	N	
Communications Analysis Systems & Service Inc Port Washington NY	PM-20790	REFERENCE, HQ, PM2	Completed	State Contract				172,477.02	596,463.32		0	N	
Aspire Technology Partners LLC Eatontown NJ	PM-20800	REF, PM20800, 11-29-2	Completed	State Contract				1,275,592.93	3,083,761.05		0	N	
C S Business Systems Inc Buffalo NY	PM-20800	HQ-REFERENCE ~ PM	Completed	State Contract				472,300.00	1,721,031.13		0	Y	
Derive Technologies New York NY	PM-20820	REF, PM20820, OGS IT	Completed	State Contract				37,878.50	37,878.50		0	Y	
Dell Marketing LP Round Rock TX	PM-20820	REF, PM20820 NOV 25	Completed	State Contract				434,136.10	667,507.99		0	N	
ComSource Inc Syracuse NY	PM-20820	REF, PM20820, OGS IT	Completed	State Contract				72,511.55	72,511.55		0	N	
Rusd Solutions Tappan NY	PM-20890	REF, PM20890, OGS IT	Completed	State Contract				48,805.80	48,805.80		0	Y	
Currier McCabe & Assoc Inc Latham NY	PM-20940	REFERENCE, HQ PM20	Completed	State Contract				38,329.20	255,528.00		0	Y	
Mythics LLC Virginia Beach VA	PM-20940	REF, PM20940, OGS IT	Completed	State Contract				621,256.87	1,685,641.79		0	N	
Oracle America Inc Albany NY	PM-20940	HQ-REFERENCE ~ PM	Completed	State Contract				44,988.21	2,888,518.89		0	N	
Acture Solutions Inc Albany NY	PM-20990	REF HQ, PM20990, NC	Completed	State Contract				24,000.00	24,000.00		0	N	
Lenovo (United States) Inc Morrisville NC	PM-21120	REFERENCE, HQ, EXP	Completed	State Contract				45,224.76	220,196.97		0	N	
A T & T Corp Albany NY	PM-67299	REFERENCE, HQ, PM6	Completed	State Contract				310,338.03	1,116,984.43		0	N	
Quality and Assurance Technology Corp Mount Sinai NY	PM-67310	REF., PM67310, VMW#	Completed	State Contract				55,877.62	136,921.42		0	Y	
Environmental Systems Research Institute Inc Redlands CA	PM-67345	REFERENCE, HQ, EXP	Completed	State Contract				24,804.51	156,744.21		0	N	
Open Text Inc Chicago IL	PM-67987	REF PM67987 1/19/20	Completed	State Contract				34,050.29	39,898.79		0	N	
Skyline Technology Solutions LLC Glen Burnie MD	PM-67996	REF, HQ, PM67996, 9/3	Completed	State Contract				100,139.76	474,729.84		0	N	
Technology Professionals Group Inc Loudonville NY	PM-68140	REFERENCE, H.Q., PM	Completed	State Contract				182,739.20	517,134.48		0	Y	
M M Hayes Co Inc Albany NY	PM-68156	REFERENCE, HQ PM6	Completed	State Contract				95,470.00	477,350.00		0	N	
ThunderCat Technology LLC Reston VA	PM-68178	REF HQ, PM68178, COI	Completed	State Contract				147,000.00	147,000.00		0	N	
Software Information Resource Corp Washington DC	PM-68178	REF, PM68178, IT MAN	Completed	State Contract				28,202.60	28,202.60		0	N	

EXHIBIT A3
New York State Thruway Authority
Schedule of Procurement Contracts
Commodity and Service Purchases
For the Year Ended December 31, 2024

<u>Vendor Name</u> <u>Address</u>	<u>Contract</u> <u>Number</u>	<u>Description</u>	<u>Status</u>	<u>Process</u>	<u>Award Date</u>	<u>Begin Date</u>	<u>End Date</u>	<u>Contract Amt</u>	<u>Exp 2024</u>	<u>Exp L-T-D</u>	<u>OutstandBal</u>	<u>Bids</u>	<u>M/WBE</u>
Distributed Technology Group LLC Syracuse NY	PM-68183	REF HQ, PM68183, NO	Completed	State Contract				192,895.04	385,790.08		0	N	
Metroland Bus Machines Inc Albany NY	PM-68232	REF HQ PM68232 INF	Completed	State Contract				23,577.00	174,901.16		0	N	
Abrahams Consulting LLC Staten Island NY	PM-68258	REF, PM68258, F5 LICF	Completed	State Contract				22,637.73	22,637.73		0	Y	
Microsoft Corporation Redmond WA	PM-69723	REF HQ, PM69723, NO	Completed	State Contract				98,921.00	98,921.00		0	N	
ThunderCat Technology LLC Reston VA	PM-69737	REF, OGS IT MANUFA	Completed	State Contract				109,950.00	129,390.00		0	N	
S H I International Corp Somerset NJ	PM-69737	REF, PM69737, OGS IT	Completed	State Contract				138,750.00	243,294.36		0	N	
N Y S Technology Enterprise Corporation Albany NY	PN-69178	REF., HQ, PN69178, NE	Completed	State Contract				690,815.66	867,663.52		0	N	
Gartner Inc Stamford CT	PS-66085	REFERENCE, PS66085,	Completed	State Contract				106,099.00	628,764.33		0	N	
Dell Marketing LP Round Rock TX	PS-68202	REFERENCE, HQ., PS6	Completed	State Contract				1,106,872.18	4,567,275.54		0	N	
Simaren Corp dba Wisdom Protective Services Westbury NY	PS-68266	BULK, PS68266, H,Q, E	Completed	State Contract				18,777.60	1,287,677.41		0	N	
Strategic Security Corp Smithtown NY	PS-68268	BULK, PS68268, H,Q, C	Completed	State Contract				124,613.04	124,613.04		0	N	
Crafco Inc Chandler AZ	PS-69104	REF PS69104 OCTOBE	Completed	State Contract				27,300.00	39,300.00		0	N	
Here Rentals Inc Liverpool NY	PS-69108	REF., PS69108, BUF, 1C	Completed	State Contract				55,181.50	78,331.50		0	N	
J & J Equipment LLC Brewerton NY	PS-69110	ALL, REF, PS69110, HE	Completed	State Contract				90,700.00	224,250.00		0	N	
ARI Rentals Inc Mount Laurel NJ	PS-69147	OPEN, SYRACUSE DIV	Completed	State Contract				123,242.61	123,242.61		0	N	
The Remi Group LLC Charlotte NC	PS-69214	REFERENCE, PS69214,	Completed	State Contract				26,704.57	214,382.33		0	N	
A A A Carting & Rubbish Removal Inc Cortlandt Manor NY	PS-904AL	BULK,NY, PS904AA,11	Completed	State Contract				23,199.21	23,199.21		0	N	
County Waste & Recycling Service Inc Clifton Park NY	PS-907DV	BULK,ALB,PS907DV, 1	Completed	State Contract				15,718.09	15,718.09		0	N	
County Waste & Recycling Service Inc Clifton Park NY	PS-907DX	BULK,PS907DX,11/30/	Completed	State Contract				48,078.94	48,078.94		0	N	
Modern Disposal Services Inc Buffalo NY	PS-913BD	BULK,BUF,PS913BD,1	Completed	State Contract				19,831.48	19,831.48		0	N	
Waste Management of New York LLC West Seneca NY	PS-937aa	BULK, PS937CT, TRAS	Completed	State Contract				31,904.29	46,409.90		0	N	
Alta Construction Equipment New York LLC Latham NY	PS-PS693	SYR, HEAVY EQUIPM	Completed	State Contract				21,000.00	46,200.00		0	N	

EXHIBIT A3
New York State Thruway Authority
Schedule of Procurement Contracts
Commodity and Service Purchases
For the Year Ended December 31, 2024

<u>Vendor Name</u> <u>Address</u>	<u>Contract</u> <u>Number</u>	<u>Description</u>	<u>Status</u>	<u>Process</u>	<u>Award Date</u>	<u>Begin Date</u>	<u>End Date</u>	<u>Contract Amt</u>	<u>Exp 2024</u>	<u>Exp L-T-D</u>	<u>OutstandBal</u>	<u>Bids</u>	<u>M/WBE</u>
County Waste & Recycling Service Inc Clifton Park NY	PS-PS907	BULK,ALB,PS907DU,1	Completed	State Contract				16,113.38		16,113.38		0	N
Securitas Technology Corporation Uniontown OH	PT-65821	REFERENCE,HQ, PT65	Completed	State Contract				373,834.47		373,834.47		0	N
Capital Digitronics Inc Albany NY	PT-68728	REFERNECE, HQ, PT-6	Completed	State Contract				16,920.00		440,237.70		0	N
Adirondack Cabling Inc Albany NY	PT-68748	REFERENCE, PT68748.	Completed	State Contract				72,736.66		263,867.80		0	N
Convergint Technolgies LLC CTC 0442 Albany NY	PT-68778	REF, PT68778, INTEL. .	Completed	State Contract				29,565.94		40,499.94		0	N
Fire Security & Sound Systems Inc Latham NY	PT-68795	PT68795, INTELL. FAC	Completed	State Contract				21,252.72		79,389.71		0	N
Great Lakes Building Systems Inc Buffalo NY	PT-68804	REF, PT68804, FIRE EX	Completed	State Contract				25,730.00		122,448.00		0	N
I K Systems Inc Victor NY	PT-68808	BULK / HQ BOSCH CC	Completed	State Contract				275,488.12		559,734.97		0	N
N Y S Industries for the Disabled Inc Albany NY	S-18004	CLOTHING ACCESSOI	Completed	Preferred Source	01/08/2018	01/08/2018	12/31/2018	250,000.00	642.90	150,048.08	99,951.92	1	N
N Y S Industries for the Disabled Inc Albany NY	S-19101	JANITORIAL SERVICE	Completed	Preferred Source	12/01/2020	12/01/2020	12/31/2023	947,308.54	40,590.58	947,308.54		1	N
N Y S Industries for the Disabled Inc Albany NY	S-20013	JANITORIAL SVCS FO	Completed	Preferred Source	08/01/2020	08/01/2020	03/01/2024	201,527.98	48,076.61	201,527.98		1	N
N Y S Industries for the Disabled Inc Albany NY	S-20056	JANITORIAL SVCS FO	Completed	Preferred Source	08/01/2020	08/01/2020	07/31/2023	401,190.76	11,713.17	401,190.76		1	N
N Y S Industries for the Disabled Inc Albany NY	S-21093	JANITORAL SERVICE!	Open	Preferred Source	12/23/2021	12/23/2021	11/30/2025	231,128.05	48,335.64	137,082.75	94,045.30	1	N
N Y S Industries for the Disabled Inc Albany NY	S-22084	JANITORIAL SERVICE	Open	Preferred Source	01/01/2023	01/01/2023	12/31/2027	408,154.45	93,611.09	162,771.63	245,382.82	1	N
N Y S Department of Correctional Serv Albany NY	S-23000	FURNITURE: OFFICE -	Completed	Preferred Source	01/05/2023	01/05/2023	01/05/2023	49,896.00	34,880.00	34,880.00	15,016.00	1	N
N Y S Department of Correctional Serv Albany NY	S-23001	FURNITURE: OFFICE -	Completed	Preferred Source	01/12/2023	01/12/2023	12/31/2023	1,376,883.47	1,376,883.47	1,376,883.47		1	N
N Y S Industries for the Disabled Inc Albany NY	S-23006	NEW ANSI SAFETY W	Completed	Preferred Source	01/01/2023	01/01/2023	12/31/2023	82,509.90	32,300.22	82,509.90		1	N
National Industries for the Blind (NIB) Albany NY	S-23015	FLEX HI FEZ ORANGE	Completed	Preferred Source	02/01/2023	02/01/2023	01/31/2024	87,604.38	15,419.06	87,604.38		1	N
National Industries for the Blind (NIB) Albany NY	S-23029	FIRST AID AND SAFE	Completed	Preferred Source	04/01/2023	04/01/2023	03/31/2024	28,206.59	5,883.55	28,206.59		1	N
N Y S Department of Correctional Serv Albany NY	S-23066	MORE FURNITURE 2N	Completed	Preferred Source	06/27/2023	06/27/2023	12/31/2023	17,918.36	17,918.36	17,918.36		1	N
N Y S Industries for the Disabled Inc Albany NY	S-23071	JANITORIAL SUPPLIE	Completed	Preferred Source	08/01/2023	08/01/2023	07/31/2024	35,136.35	22,226.98	35,136.35		1	N
N Y S Industries for the Disabled Inc Albany NY	S-23079	JANITORIAL SERVICE	Open	Preferred Source	08/01/2023	08/01/2023	07/31/2025	427,396.62	141,222.83	179,466.68	247,929.94	1	N

EXHIBIT A3
New York State Thruway Authority
Schedule of Procurement Contracts
Commodity and Service Purchases
For the Year Ended December 31, 2024

<u>Vendor Name</u> <u>Address</u>	<u>Contract</u> <u>Number</u>	<u>Description</u>	<u>Status</u>	<u>Process</u>	<u>Award Date</u>	<u>Begin Date</u>	<u>End Date</u>	<u>Contract Amt</u>	<u>Exp 2024</u>	<u>Exp L-T-D</u>	<u>OutstandBal</u>	<u>Bids</u>	<u>M/WBE</u>
N Y S Industries for the Disabled Inc Albany NY	S-23116	JANITORIAL SERVICE	Open	Preferred Source	10/01/2023	10/01/2023	09/30/2028	1,283,608.15	519,365.27	562,152.21	721,455.94	1	N
N Y S Industries for the Disabled Inc Albany NY	S-24001	CLOTHING ACCESSOI	Completed	Preferred Source	01/01/2024	01/01/2024	12/31/2024	60,229.43	60,229.43	60,229.43		1	N
N Y S Department of Correctional Serv Albany NY	S-24011	FURNITURE: OFFICE -	Completed	Preferred Source	02/05/2024	02/05/2024	02/05/2024	187,918.50	187,918.50	187,918.50		1	N
N Y S Department of Correctional Serv Albany NY	S-24019	ASBESTOS REMOVAL	Completed	Preferred Source	02/28/2024	02/28/2024	02/28/2024	39,225.00	18,245.00	18,245.00	20,980.00	3	N
N Y S Department of Correctional Serv Albany NY	S-24024	FURNITURE: OFFICE -	Completed	Preferred Source	03/11/2024	03/11/2024	03/11/2024	27,955.00	2,017.00	2,017.00	25,938.00	1	N
National Industries for the Blind (NIB) ALBANY NY	S-24027	CLOTHING: ATHLETH	Open	Preferred Source	02/01/2024	02/01/2024	01/31/2025	56,421.70	56,421.70	56,421.70		1	N
National Industries for the Blind (NIB) ALBANY NY	S-24043	FIRST AID AND SAFE	Open	Preferred Source	04/01/2024	04/01/2024	03/31/2025	25,000.00	20,591.68	20,591.68	4,408.32	1	N
N Y S Industries for the Disabled Inc Albany NY	S-24045	CLOTHES, HATS, ACC	Completed	Preferred Source	04/09/2024	04/09/2024	04/09/2024	112,702.41	112,702.41	112,702.41		1	N
National Industries for the Blind (NIB) ALBANY NY	S-24098	SAFTY GLOVES	Open	Negotiations	09/27/2024	09/27/2024	09/30/2025	200,000.00	2,716.56	2,716.56	197,283.44	3	N
Fred Beans Parts Inc Doylstown PA	Q-18128	FORD O.E.M. PARTS	Completed	Competitive	01/01/2019	01/01/2019	12/31/2023	44,884.81	350.18	43,877.60	1,007.21	9	N
DePaula Ford LLC Albany NY	T-18133	FORD O.E.M. PARTS	Completed	Competitive	01/03/2019	01/03/2019	12/31/2023	112,500.00	5,636.42	65,224.26	47,275.74	9	N
Innovative Municipal Products US Inc Glenmont NY	T-19007	BITUMINOUS CONCR	Completed	Competitive	03/15/2019	03/15/2019	12/31/2023	143,370.00	36,288.00	124,992.00	18,378.00	4	N
White Cap LP Syracuse NY	T-19008	BITUMINOUS CONCR	Completed	Competitive	03/15/2019	03/15/2019	12/31/2023	396,787.21	10,162.50	138,902.25	257,884.96	4	N
Trius Inc Bohemia NY	T-19010	TIGER MOWER OEM I	Completed	Competitive	05/01/2019	05/01/2019	04/30/2024	350,000.00	1,141.21	86,251.89	263,748.11	1	N
Thru-Way Spring Rochester NY	T-19022	SMITH SPREADER OE	Completed	Competitive	06/01/2019	06/01/2019	05/31/2024	465,225.00	25,043.68	437,655.11	27,569.89	5	N
AT Central New York LLC Binghamton NY	T-19026	NAVISTAR REPLACEN	Completed	Competitive	04/05/2019	04/05/2019	12/31/2023	875,000.00	21,666.67	350,294.62	524,705.38	5	N
Regional International Corp Henrietta NY	T-19027	NAVISTAR REPLACEN	Completed	Competitive	04/05/2019	04/05/2019	12/31/2023	1,750,000.00	43,895.37	864,456.28	885,543.72	5	N
Syosset Truck Sales Inc Westbury NY	T-19033	NAVISTAR REPLACEN	Completed	Competitive	04/04/2019	04/04/2019	12/31/2023	875,000.00	6,493.15	552,016.92	322,983.08	5	N
Five Star Equipment Inc East Syracuse NY	T-19044	JOHN DEERE OEM PA	Completed	Competitive	07/31/2019	07/26/2019	04/30/2024	350,000.00	56,031.86	313,107.82	36,892.18	1	N
Briggs & Stratton LLC Sherrill NY	T-19045	ZERO TURN MOWERS	Completed	Competitive	06/14/2021	06/14/2021	06/30/2024	378,440.00	108,641.19	194,072.19	184,367.81	6	N
Henderson Products Inc Manchester IA	T-19075	HENDERSON OEM SP	Completed	Competitive	01/01/2020	01/01/2020	12/31/2024	231,308.21	55,155.08	231,308.21		1	N
Stephenson Equipment Inc Duaneburg NY	T-19085	DIAMOND MOWER OI	Completed	Competitive	01/01/2020	01/01/2020	12/31/2024	526,171.53	187,552.62	526,171.53		2	N

EXHIBIT A3
New York State Thruway Authority
Schedule of Procurement Contracts
Commodity and Service Purchases
For the Year Ended December 31, 2024

<u>Vendor Name</u> <u>Address</u>	<u>Contract Number</u>	<u>Description</u>	<u>Status</u>	<u>Process</u>	<u>Award Date</u>	<u>Begin Date</u>	<u>End Date</u>	<u>Contract Amt</u>	<u>Exp 2024</u>	<u>Exp L-T-D</u>	<u>OutstandBal</u>	<u>Bids</u>	<u>M/WBE</u>
Northern Supply Inc Bloomfield NY	T-19099	FLEXIBLE SNOW PLO	Completed	Competitive	01/30/2020	01/30/2020	04/30/2024	412,710.00	41,233.92	251,744.04	160,965.96	2	N
Parr Industries II Inc Pulaski TN	T-19100	OWS CLEANING	Completed	Competitive	02/19/2020	02/19/2020	11/30/2024	372,100.00	13,850.00	368,022.00	4,078.00	11	N
Brillo Excavating & Waste Disposal LLC Skaneateles NY	T-19169	SEPTIC AND SLUDGE	Completed	Competitive	06/01/2019	06/01/2019	05/31/2024	164,091.00	18,919.50	164,091.00		5	N
Blue Diamond Septic LLC Selkirk NY	T-19172	SEPTIC AND SLUDGE	Completed	Competitive	06/01/2019	06/01/2019	05/31/2024	555,963.73	44,596.74	537,695.08	18,268.65	5	N
Earthcare Marlborough MA	T-19173	SEPTIC AND SLUDGE	Completed	Competitive	06/01/2019	06/01/2019	05/31/2024	419,728.76	25,953.20	401,783.80	17,944.96	5	N
Regional International Corp Henrietta NY	T-19176	CUMMINS ENGINE OI	Completed	Competitive	08/15/2019	08/15/2019	06/30/2024	1,000,000.00	1,256.06	162,002.61	837,997.39	7	N
Ace Tool Group Inc Wantagh NY	T-19179	SAFETY GLOVES	Completed	Competitive	10/01/2019	10/01/2019	09/30/2024	973,565.28	35,152.68	92,159.28	881,406.00	18	N
Drivers Village Inc Cicero NY	T-20015	CHRYSLER (MOPAR) †	Completed	Competitive	07/22/2020	07/22/2020	12/31/2024	300,000.00	52,321.90	235,438.34	64,561.66	3	N
Island Tech Services LLC Ronkonkoma NY	T-20019	OEM PARTS FOR LED	Completed	Competitive	05/15/2020	03/13/2020	12/31/2024	350,000.00	31,837.19	116,746.93	233,253.07	12	N
P B S Brake & Supply Co East Syracuse NY	T-20020	OEM PARTS FOR LED	Completed	Competitive	03/13/2020	03/13/2020	12/31/2024	80,950.30	27,746.55	80,950.30		12	N
East Coast Emergency Lighting Inc Millstone Township NJ	T-20021	OEM PARTS FOR LED	Completed	Competitive	05/15/2020	03/13/2020	12/31/2024	750,000.00	142,310.63	290,888.27	459,111.73	12	N
Fred Beans Parts Inc Doylestown PA	T-20022	CHRYSLER (MOPAR) †	Completed	Competitive	07/22/2020	07/22/2020	12/31/2024	178,232.86	62,154.22	178,232.86		3	N
Fleet Maintenance Inc West Seneca NY	Q-20058	VARIOUS OEM TRUCI	Open	Competitive	10/01/2020	10/01/2020	09/30/2025	30,000.00	2,177.44	18,476.52	11,523.48	6	Y
Maxwell Products Inc Salt Lake City UT	T-20060	ASPHALTIC MATERIA	Completed	Competitive	09/29/2020	09/29/2020	12/31/2024	1,475,574.80	146,950.55	589,699.47	885,875.33	2	N
Campbell Freightliner of Orange Cty LLC Montgomery NY	T-20061	VARIOUS OEM TRUCI	Open	Competitive	10/08/2020	10/08/2020	09/30/2025	75,000.00	24,388.14	72,011.64	2,988.36	6	N
Penn Detroit Diesel Allison LLC Fleetwood PA	Q-20070	VARIOUS OEM TRUCI	Open	Competitive	10/01/2020	10/01/2020	09/30/2025	30,916.58	10,333.23	30,916.58		6	N
Stewart & Stevenson Power Products LLC Pine Brook NJ	Q-20074	VARIOUS OEM TRUCI	Open	Competitive	10/01/2020	10/01/2020	09/30/2025	30,000.00	304.00	4,510.30	25,489.70	6	N
Power Grid Partners Ltd Oregon OH	T-20093	WIND TURBINE MTCI	Open	Competitive	02/05/2021	02/05/2020	12/31/2025	153,350.00	13,300.00	26,770.00	126,580.00	1	N
Wesco Distribution Inc Pittsburgh PA	T-20097	MG SQUARED CAMEF	Completed	Competitive	02/17/2021	02/17/2021	06/30/2024	715,302.92	53,349.14	361,551.14	353,751.78	2	N
United Uniform Distribution LLC Buffalo NY	T-20100	WORK CLOTHING	Completed	Competitive	01/04/2021	01/04/2021	12/31/2024	3,478,355.00	197,387.59	946,407.09	2,531,947.91	4	N
Top & Bottom Wear Jenkintown PA	T-20101	WORK CLOTHING	Completed	Competitive	01/04/2021	01/04/2021	12/31/2024	384,992.95	2,464.16	7,156.24	377,836.71	4	Y
Heidelberg Materials Northeast NY LLC Pavilion NY	T-20104	READY MIX CONCRE	Open	Competitive	06/10/2021	06/10/2021	12/30/2025	231,250.00	49,331.90	69,743.84	161,506.16	8	N

EXHIBIT A3
New York State Thruway Authority
Schedule of Procurement Contracts
Commodity and Service Purchases
For the Year Ended December 31, 2024

<u>Vendor Name</u> <u>Address</u>	<u>Contract</u> <u>Number</u>	<u>Description</u>	<u>Status</u>	<u>Process</u>	<u>Award Date</u>	<u>Begin Date</u>	<u>End Date</u>	<u>Contract Amt</u>	<u>Exp 2024</u>	<u>Exp L-T-D</u>	<u>OutstandBal</u>	<u>Bids</u>	<u>M/WBE</u>
Jamestown Macadam Inc Celoron NY	T-20105	READY MIX CONCRE	Open	Competitive	06/10/2021	06/10/2021	09/30/2025	62,500.00	39,429.80	43,666.80	18,833.20	8	N
Clemente-Fane Concrete Herkimer NY	T-21001	READY MIX CONCRE	Open	Competitive	06/10/2021	06/10/2021	09/30/2025	98,483.30	67,897.30	98,483.30		8	N
Northrup Materials Brockport NY	T-21001	BULK,SYR & BUF, RE	Open	Competitive	06/10/2021	06/10/2021	09/30/2025	98,483.30	1,714.00	31,527.00	66,956.30	8	N
Northern Ready Mix LLC Fulton NY	T-21003	READY MIX CONCRE	Open	Competitive	06/10/2021	06/10/2021	09/30/2025	118,750.00	5,574.00	39,890.00	78,860.00	8	N
United Materials LLC Chicago IL	T-21004	READY MIX CONCRE	Open	Competitive	06/10/2021	06/10/2021	09/30/2025	112,500.00	1,253.39	20,720.77	91,779.23	8	N
New Enterprise Stone & Lime Co Inc Buffalo NY	T-21005	READY MIX CONCRE	Open	Competitive	06/10/2022	06/10/2021	09/30/2025	62,500.00	8,163.04	35,232.57	27,267.43	8	N
Bonded Concrete Inc Watervliet NY	T-21006	READY MIX CONCRE	Open	Competitive	06/10/2021	06/10/2021	09/30/2025	262,500.00	1,151.50	19,148.65	243,351.35	8	N
Seneca Mineral Company Erie PA	T-21019	SALT BRINE	Open	Competitive	06/11/2021	06/11/2021	03/31/2025	449,480.00	75,752.00	302,781.00	146,699.00	1	N
Beacon Sales Acquisition Inc Syracuse NY	T-21036	VARIOUS CEMENT PF	Open	Competitive	06/11/2021	06/11/2021	06/30/2025	409,600.00	43,146.45	177,218.30	232,381.70	1	N
A M E Inc Fairfield NJ	T-21041	ACS OVERSIGHT AT S	Open	Competitive	06/14/2021	06/14/2021	03/31/2026	55,764.97	8,880.00	36,746.54	19,018.43	1	Y
L B Electric Co LLC Cedar Grove NJ	T-21059	ELECTRICAL PREVEN	Open	Competitive	07/13/2021	07/13/2021	03/31/2025	1,014,290.00	294,372.44	458,136.96	556,153.04	1	Y
Traffic Sensor Solutions LLC Yorktown VA	T-21060	FIBER OPTIC AXLE SE	Completed	Competitive	10/04/2021	10/04/2021	05/31/2024	2,694,188.60	131,334.17	1,545,104.90	1,149,083.70	1	N
Fraco USA Inc Baltimore MD	T-21092	MAINTENANCE INSPI	Open	Competitive	01/26/2022	01/26/2022	12/31/2025	1,509,520.00	321,380.00	829,199.68	680,320.32	1	N
Capital Digitronics Inc Albany NY	T-22003	COMMUNICATIONS S	Open	Competitive	05/01/2022	05/01/2022	04/30/2026	6,871,780.00	1,215,440.66	3,197,296.67	3,674,483.33	1	N
Cranes101 Incorporated Bellingham MA	Q-22011	BULK, Q-22011, ALL, C	Completed	Competitive	01/25/2022	01/25/2022	03/31/2024	41,460.00	9,520.00	23,080.00	18,380.00	1	N
R J Watson Inc Alden NY	T-22014	BRIDGE JOINT MATEI	Completed	Competitive	04/08/2022	04/08/2022	06/30/2024	120,547.60	2,821.70	39,729.70	80,817.90	1	N
Beacon Sales Acquisition Inc Syracuse NY	T-22022	SILICONE EMULSION	Open	Competitive	04/01/2022	04/01/2022	12/31/2025	114,000.00	92,225.00	97,650.00	16,350.00	2	N
Big Apple Sign Corp New York NY	T-22026	ALUM SHEET BLANK	Open	Competitive	07/08/2022	07/08/2022	08/31/2025	560,051.45	32,966.00	89,246.00	470,805.45	1	N
Otis Elevator Albany NY	T-22028	ELEVATOR MAINTEN	Open	Competitive	08/04/2022	08/04/2022	01/31/2026	87,580.00	26,472.11	81,307.86	6,272.14	1	N
Tradebe Environmental Services LLC Meriden CT	T-22037	HAZARDOUS WASTE	Open	Competitive	07/14/2022	07/14/2022	12/31/2026	242,760.42	14,906.53	17,940.53	224,819.89	9	N
INEX Technologies LLC Lyndhurst NJ	T-22049	INEX PARTS AND DEI	Open	Sole Source	10/26/2022	10/26/2022	12/31/2026	1,583,326.80	194,560.00	329,882.00	1,253,444.80	1	N
Opus Inspection Inc Murray UT	Q-22051	NYVIP3 INSPECTION	Completed	Competitive	08/25/2022	08/25/2022	08/25/2022	27,432.50	9,296.00	27,432.50		1	N

EXHIBIT A3
New York State Thruway Authority
Schedule of Procurement Contracts
Commodity and Service Purchases
For the Year Ended December 31, 2024

<u>Vendor Name</u> <u>Address</u>	<u>Contract</u> <u>Number</u>	<u>Description</u>	<u>Status</u>	<u>Process</u>	<u>Award Date</u>	<u>Begin Date</u>	<u>End Date</u>	<u>Contract Amt</u>	<u>Exp 2024</u>	<u>Exp L-T-D</u>	<u>OutstandBal</u>	<u>Bids</u>	<u>M/WBE</u>
Emerson Oil Co Inc Rochester NY	T-22052	RE-REFINED HYDRAL	Open	Competitive	07/28/2022	07/28/2022	05/31/2025	229,432.50	2,492.60	2,492.60	226,939.90	2	N
Daktronics Inc Brookings SD	T-22058	DAKTRONICS SPARE	Open	Negotiations	01/23/2023	01/23/2023	01/22/2028	516,970.50	112,117.50	112,117.50	404,853.00	1	N
Haun Welding Supply Inc Buffalo NY	T-22061	COMPRESSED GASES	Open	Competitive	10/26/2022	10/26/2022	12/31/2025	330,055.84	13,159.44	36,587.35	293,468.49	2	N
Kurk Fuel Company Tonawanda NY	T-22062	FUEL FOR SYRACUSE	Open	Competitive	08/31/2022	08/31/2022	07/30/2025	546,645.00	129,308.07	277,523.55	269,121.45	1	N
Delta Electronic Controls Syracuse NY	T-22063	TRUCK MOUNTED AR	Open	Competitive	11/03/2022	11/03/2022	04/30/2027	539,000.00	103,650.00	230,050.00	308,950.00	1	N
R S P Systems Bronx NY	T-22070	MAINT FOR TWO BAN	Open	Competitive	12/22/2022	12/22/2022	04/08/2027	801,467.47	118,000.00	354,000.00	447,467.47	1	N
Beacon Sales Acquisition Inc Syracuse NY	T-22071	VARIOUS CEMENT PF	Open	Competitive	10/11/2022	10/11/2022	06/30/2025	85,557.60	51,795.90	67,942.80	17,614.80	1	N
Trius Inc Bohemia NY	T-22091	SNOW & ICE CONTRC	Open	Competitive	02/22/2023	02/22/2023	12/31/2027	474,649.00	76,450.15	149,375.30	325,273.70	2	N
Eberl Iron Works Inc Buffalo NY	T-22092	REBID FOR BREAKAW	Open	Competitive	12/22/2022	12/22/2022	06/30/2027	484,243.22	30,301.40	30,301.40	453,941.82	2	N
Jamaica Hardware & Paints Inc Richmond Hill NY	T-22093	TRAFFIC CONES-ALL	Completed	Competitive	04/20/2023	04/20/2023	12/31/2024	240,640.00	105,280.00	143,632.00	97,008.00	4	Y
Elderlee Inc York PA	T-22094	REBID FOR BREAKAW	Open	Competitive	12/23/2022	12/23/2022	06/30/2027	2,980,368.08	83,515.75	170,548.35	2,809,819.73	2	N
McClain & Company Inc Culpeper VA	T-23003	UNDER BRIDGE INSPI	Open	Competitive	07/03/2023	07/03/2023	12/31/2025	2,685,628.58	396,000.00	510,000.00	2,175,628.58	1	N
Fred Beans Parts Inc Doylestown PA	T-23013	GM OEM PARTS	Open	Competitive	02/10/2023	02/10/2023	12/31/2027	125,000.00	39,182.91	47,129.34	77,870.66	2	N
Safe-Crossings LLC Mountainside NJ	T-23032	50' SAFE CROSSING B	Open	Sole Source	09/07/2023	09/07/2023	05/01/2026	270,300.00	189,210.00	189,210.00	81,090.00	1	N
The Environmental Service Group (NY) Inc Tonawanda NY	T-23035	FUEL TANK REMOVA	Open	Competitive	04/19/2023	04/19/2023	12/31/2025	157,000.00	71,000.00	108,500.00	48,500.00	10	N
Empire State Landscaping LLC LaGrangeville NY	T-23046	GMMCB-SHARED USE	Open	Competitive	09/01/2023	09/01/2023	12/30/2027	431,600.00	99,600.00	124,500.00	307,100.00	1	Y
Advanced Testing Systems Inc Danbury CT	T-23049	ELECTRICAL PREVEN	Open	Competitive	07/20/2023	07/20/2023	05/31/2028	117,225.00	43,800.00	43,800.00	73,425.00	2	N
ADDCO Acquisitions LLC Saint Paul MN	T-23051	TRAILER-MOUNTED '1	Open	Competitive	11/30/2023	11/30/2023	04/30/2026	676,347.00	192,276.75	192,276.75	484,070.25	3	N
Ver-Mac Inc Quebec QC	T-23052	TRAILER-MOUNTED '1	Open	Competitive	11/30/2023	11/30/2023	04/30/2026	3,901,127.65	533,947.50	533,947.50	3,367,180.15	3	N
Eckert Mechanical LLC Albany NY	T-23054	HVAC MAINTENANCI	Open	Competitive	08/11/2023	08/11/2023	05/31/2028	680,320.00	140,852.40	173,954.48	506,365.52	3	N
K Hughes Expert Tree Service LLC Hurley NY	T-23057	TREE CUTTING SERV	Open	Competitive	09/29/2023	06/09/2023	04/28/2028	200,000.00	70,980.00	70,980.00	129,020.00	10	N
A J s Tree Service East Amherst NY	T-23058	TREE CUTTING SERV	Open	Competitive	09/29/2023	06/09/2023	05/31/2028	442,275.00	87,505.00	87,505.00	354,770.00	10	N

EXHIBIT A3
New York State Thruway Authority
Schedule of Procurement Contracts
Commodity and Service Purchases
For the Year Ended December 31, 2024

<u>Vendor Name</u> <u>Address</u>	<u>Contract Number</u>	<u>Description</u>	<u>Status</u>	<u>Process</u>	<u>Award Date</u>	<u>Begin Date</u>	<u>End Date</u>	<u>Contract Amt</u>	<u>Exp 2024</u>	<u>Exp L-T-D</u>	<u>OutstandBal</u>	<u>Bids</u>	<u>M/WBE</u>
New England Property Maintenance Inc Mahopac NY	T-23059	TREE CUTTING SERV	Open	Competitive	06/09/2023	06/09/2023	04/28/2028	624,040.00	83,547.00	162,987.00	461,053.00	10	N
John Anderson Construction Inc Pittsford NY	T-23067	TREE CUTTING SERV	Open	Competitive	09/29/2023	06/29/2023	04/28/2028	230,000.00	134,505.00	134,505.00	95,495.00	10	N
Titan Roofing Inc Springfield MA	T-23069	INSTALL METAL ROC	Completed	Competitive	08/17/2023	08/17/2023	10/01/2023	224,000.00	224,000.00	224,000.00		2	N
Seabring Industries LLC Hammondsport NY	T-23070	ARROW BOARDS, TR	Open	Competitive	11/03/2023	07/18/2023	05/31/2028	407,340.00	81,468.00	81,468.00	325,872.00	4	Y
Waterman Signs Blossvale NY	Q-23072	SIGN SHOP REFLECTI	Open	Competitive	09/01/2023	09/01/2023	08/31/2028	39,370.00	6,846.00	16,212.00	23,158.00	4	Y
3 M Company Saint Paul MN	T-23073	SIGN SHOP REFLECTI	Open	Competitive	10/18/2023	10/18/2023	08/31/2028	64,800.00	8,820.00	8,820.00	55,980.00	4	N
Avery Dennison Niles IL	T-23074	SIGN SHOP REFLECTI	Open	Competitive	09/01/2023	09/01/2023	08/31/2028	102,742.50	51,547.50	69,570.00	33,172.50	4	N
Wesco Distribution Inc Poughkeepsie NY	T-23075	SQUARED CUSTOMIZ	Open	Competitive	09/12/2023	09/12/2023	09/11/2025	290,279.00	184,723.00	184,723.00	105,556.00	1	N
A N Martin Systems LLC Clyde NY	Q-23076	ROOF INSTALLATION	Completed	Competitive	08/04/2023	08/04/2023	08/04/2023	19,933.70	19,933.70	19,933.70		2	N
Emmons Metro LLC Albany NY	Q-23087	FURNISH AND INSTAL	Completed	Competitive	08/25/2023	08/25/2023	08/25/2023	22,199.00	22,199.00	22,199.00		1	N
Transcom Inc Jersey City NJ	T-23092	MTCE. OF THE TRAN	Open	Competitive	01/01/2024	01/01/2024	12/31/2025	80,000.00	18,094.00	18,094.00	61,906.00	1	N
Heritage Landscape Supply Group Inc McKinney TX	T-23094	TREE CUTTING SERV	Open	Competitive	11/03/2023	09/19/2023	06/30/2028	833,510.09	180,687.06	180,687.06	652,823.03	4	N
White Cap LP Syracuse NY	T-23095	PENETRATING CONC	Open	Competitive	11/03/2023	09/25/2023	06/30/2028	263,667.00	36,275.00	36,275.00	227,392.00	1	N
Crafco Inc Chandler AZ	T-23096	AGGREGATE MASTIC	Completed	Competitive	09/25/2023	09/25/2023	09/25/2023	143,128.72	143,128.72	143,128.72		5	N
Pulver Roofing Co Inc Utica NY	T-23097	ROFF REPLACE FOR F	Completed	Competitive	09/23/2023	09/29/2023	09/29/2023	587,200.00	587,200.00	587,200.00		3	Y
Oneida Any AM LLC Oneida NY	T-23098	FORD O.E.M. PARTS	Open	Competitive	11/20/2023	01/01/2024	12/31/2028	200,000.00	238.58	238.58	199,761.42	4	N
DeLacy Ford Inc Elma NY	T-23099	FORD O.E.M. PARTS	Open	Competitive	11/20/2023	01/01/2024	12/31/2028	200,000.00	633.95	633.95	199,366.05	4	N
Fred Beans Parts Inc Doylstown PA	T-23101	FORD O.E.M. PARTS	Open	Competitive	11/20/2023	01/01/2024	12/31/2028	200,000.00	2,135.66	2,135.66	197,864.34	4	N
Modern Disposal Services Inc Model City NY	T-23102	DISPOSAL OF STREET	Open	Competitive	11/20/2023	10/05/2023	12/31/2027	220,000.00	38,926.44	38,926.44	181,073.56	2	N
Veterans Business Supply Inc Stoneham MA	Q-23103	PRESSURE WASHER F	Completed	Competitive	10/11/2023	10/11/2023	10/11/2023	32,370.00	32,370.00	32,370.00		1	N
Resilient Support Services Inc Saratoga Springs NY	T-23106	MOWER, STEEP SLOP	Completed	Competitive	11/01/2023	11/01/2023	11/01/2023	65,226.00	65,226.00	65,226.00		2	N
Compulink Technologies Inc New York NY	T-23107	JIRA MANAGEMENT S	Completed	Competitive	10/18/2023	10/18/2023	10/17/2024	189,024.48	121,695.01	189,024.48		4	Y

EXHIBIT A3
New York State Thruway Authority
Schedule of Procurement Contracts
Commodity and Service Purchases
For the Year Ended December 31, 2024

<u>Vendor Name</u> <u>Address</u>	<u>Contract Number</u>	<u>Description</u>	<u>Status</u>	<u>Process</u>	<u>Award Date</u>	<u>Begin Date</u>	<u>End Date</u>	<u>Contract Amt</u>	<u>Exp 2024</u>	<u>Exp L-T-D</u>	<u>OutstandBal</u>	<u>Bids</u>	<u>M/WBE</u>
American Petroleum Equipment & Construction Walden NY	Q-23108	FUEL MONITORING S	Completed	Competitive	10/20/2023	10/20/2023	10/20/2023	31,393.00	31,393.00	31,393.00		1	N
American Petroleum Equipment & Construction Walden NY	Q-23109	FUEL TANK MONITOI	Completed	Competitive	10/20/2023	10/20/2023	10/20/2023	20,573.00	20,573.00	20,573.00		1	N
W E C Contracting Corp White Plains NY	T-23110	SPRAY FOAM METAL	Completed	Competitive	10/18/2023	10/18/2023	10/18/2023	105,500.00	105,500.00	105,500.00		1	Y
Catan Equipment Sales Rochester NY	Q-23123	ROOFTOP HEATER	Completed	Competitive	11/29/2023	11/29/2023	11/29/2023	34,249.00	34,249.00	34,249.00		1	Y
Metropolitan Construction Systems Inc Holbrook NY	Q-23135	ROOFING MATERIAL	Completed	Competitive	11/29/2023	11/29/2023	11/29/2023	41,000.00	41,000.00	41,000.00		1	N
Safety Kleen Systems Inc Lackawanna NY	Q-23137	STAINLESS STEEL FR	Completed	Competitive	12/06/2023	12/06/2023	12/06/2023	27,165.00	27,165.06	27,165.06	-0.06	1	N
Evoqua Water Treatment LLC Pittsburgh PA	Q-23138	CLARIFIER REHABILI	Completed	Competitive	12/29/2023	12/29/2023	12/29/2023	19,979.52	19,979.52	19,979.52		1	N
Penn Valley Pump Co Inc Warrington PA	T-23140	WASTEWATER TREA'	Completed	Sole Source	12/20/2023	12/20/2023	12/20/2023	59,312.00	59,312.00	59,312.00		1	N
Fredrickson Builders Supply Inc Cassadaga NY	Q-24000	CABINETS FOR WEST	Completed	Preferred Source	01/17/2024	01/17/2024	01/17/2024	18,729.00	18,729.00	18,729.00		2	N
Yaboo Fence Company West Nyack NY	T-24004	CHAIN LINK FENCINC	Completed	Competitive	01/16/2024	01/16/2024	01/16/2024	85,518.50	85,518.50	85,518.50		4	Y
Skyworks LLC Syracuse NY	T-24005	TELESCOPIC BOOM A	Completed	Competitive	01/18/2024	01/18/2024	01/18/2024	160,524.00	160,524.00	160,524.00		4	N
Complete Equipment Rentals LLC Lakewood NJ	T-24006	TELESCOPIC BOOM A	Completed	Competitive	01/22/2024	01/22/2024	01/22/2024	96,538.00	96,538.00	96,538.00		4	N
Syosset Truck Sales Inc Westbury NY	T-24007	NAVISTAR OEM PART	Open	Competitive	02/21/2024	02/01/2024	12/31/2028	380,000.00	170,299.05	170,299.05	209,700.95	4	N
Regional International Corp Henrietta NY	T-24008	NAVISTAR OEM PART	Open	Competitive	02/21/2024	02/21/2024	12/31/2028	175,000.00	63,353.37	63,353.37	111,646.63	4	N
H L Gage Sales Inc Albany NY	T-24009	NAVISTAR OEM PART	Open	Competitive	01/24/2024	01/24/2024	12/31/2028	175,000.00	78,338.03	78,338.03	96,661.97	4	N
Varitech Industries Inc Alexandria MN	T-24012	BRINE MAKING EQUI	Completed	Competitive	02/06/2024	02/06/2024	02/06/2024	80,000.00	80,000.00	80,000.00		2	N
AT Central New York LLC Binghamton NY	T-24013	NAVISTAR OEM PART	Open	Competitive	02/21/2024	02/21/2024	12/31/2028	250,000.00	151,834.12	151,834.12	98,165.88	4	N
L M Sessler Excavating & Wrecking Inc Waterloo NY	T-24016	WIND TURBINE REMC	Completed	Competitive	03/25/2024	03/25/2024	03/25/2024	555,000.00	555,000.00	555,000.00		3	N
C E S Northeast LLC Selkirk NY	T-24017	FUEL STORAGE TANK	Open	Competitive	02/26/2024	02/26/2024	12/31/2026	5,418,838.00	1,222,378.38	1,222,378.38	4,196,459.62	2	N
Evoqua Water Treatment LLC Pittsburgh PA	T-24018	CLARIFIER REHAB-M	Completed	Sole Source	03/01/2024	03/01/2024	03/01/2024	90,657.32	90,657.32	90,657.32		1	N
Beacon Sales Acquisition Inc Syracuse NY	Q-24022	PAVEMENT DOT LINE	Completed	Competitive	03/06/2024	03/06/2024	12/31/2024	48,580.50	8,388.00	8,388.00	40,192.50	1	N
Sealworks Inc Buffalo NY	Q-24025	LINE STRIPER FOR US	Completed	Competitive	03/19/2024	03/19/2024	03/19/2024	21,425.28	21,425.28	21,425.28		4	N

EXHIBIT A3
New York State Thruway Authority
Schedule of Procurement Contracts
Commodity and Service Purchases
For the Year Ended December 31, 2024

<u>Vendor Name</u> <u>Address</u>	<u>Contract Number</u>	<u>Description</u>	<u>Status</u>	<u>Process</u>	<u>Award Date</u>	<u>Begin Date</u>	<u>End Date</u>	<u>Contract Amt</u>	<u>Exp 2024</u>	<u>Exp L-T-D</u>	<u>OutstandBal</u>	<u>Bids</u>	<u>M/WBE</u>
Decorative Concrete Dundee NY	T-24026	POLE BARN CONSTRU	Completed	Competitive	03/14/2024	03/14/2024	03/14/2024	105,000.00	105,000.00	105,000.00		4	N
GenTech Ltd New Windsor NY	Q-24029	ENGINE REPAIR- GEN	Completed	Competitive	03/18/2024	03/18/2024	03/18/2024	35,415.75	35,415.75	35,415.75		3	N
Fraco USA Inc Baltimore MD	T-24030	SAFTEY BRAKE DEVI	Completed	Competitive	03/29/2024	03/29/2024	03/29/2024	103,000.00	103,000.00	103,000.00		1	N
Beacon Sales Acquisition Inc Syracuse NY	T-24034	BITUMINOUS CONCR	Open	Competitive	09/29/2023	03/26/2024	12/31/2028	72,935.40	4,474.40	4,474.40	68,461.00	4	N
Overhead Door Co of Cortland Syracuse NY	T-24035	DOOR REMOVAL & IN	Completed	Competitive	03/26/2024	03/26/2024	03/26/2024	196,817.00	196,817.00	196,817.00		2	N
Northern Supply Inc Bloomfield NY	T-24041	FLEXIBLE SNOW BLA	Open	Competitive	05/01/2024	05/01/2024	12/31/2028	12,018,650.00	191,701.20	191,701.20	11,826,948.80	2	N
Donegal Construction Corp Greensburg PA	T-24047	RENTAL OF ROAD CO	Open	Competitive	05/06/2024	04/10/2024	12/01/2028	150,000.00	41,026.08	41,026.08	108,973.92	4	N
J & L Profiling LLC Durhamville NY	T-24048	RENTAL OF ROAD CO	Open	Competitive	05/06/2024	04/10/2024	12/31/2028	150,000.00	117,562.50	117,562.50	32,437.50	4	N
Callanan Industries Inc Albany NY	T-24049	RENTAL OF ROAD CO	Open	Competitive	05/06/2024	04/10/2024	12/31/2028	150,000.00	7,000.00	7,000.00	143,000.00	4	N
Northern Supply Inc Bloomfield NY	T-24050	FLEXIBLE PLOW BLA	Open	Competitive	04/30/2024	05/01/2024	04/30/2029	459,847.20	32,930.04	32,930.04	426,917.16	2	N
Randall Reilly LLC dba Fusable Tuscaloosa AL	T-24051	SOFTWARE FOR EQUI	Open	Competitive	07/01/2024	07/01/2024	06/30/2029	101,250.00	20,250.00	20,250.00	81,000.00	2	N
Parmenter Inc Batavia NY	T-24056	RETREAD TIRES FOR	Open	Competitive	05/16/2024	05/16/2024	12/31/2028	99,693.00	8,030.34	8,030.34	91,662.66	8	N
Guthrie Sales & Service Bergen NY	Q-24063	PIPELINE INSPECTIO	Completed	Competitive	05/14/2024	05/14/2024	05/14/2024	35,786.00	35,786.00	35,786.00		3	Y
Coppola Services Inc Ringwood NJ	T-24064	SEPTIC AND SLUDGE	Open	Competitive	06/01/2024	06/01/2024	05/31/2029	189,300.00	18,677.60	18,677.60	170,622.40	8	N
Blue Diamond Septic LLC Selkirk NY	T-24065	SEPTIC AND SLUDGE	Open	Competitive	06/01/2024	06/01/2024	05/31/2029	289,000.00	65,946.00	65,946.00	223,054.00	8	N
Brillo Excavating & Waste Disposal LLC Skaneateles NY	T-24066	SEPTIC AND SLUDGE	Open	Competitive	06/01/2024	06/01/2024	05/31/2029	120,000.00	9,450.00	9,450.00	110,550.00	8	N
A N Martin Systems LLC Clyde NY	Q-24070	ONEIDA SERVICE AR	Completed	Competitive	05/23/2024	05/23/2024	05/23/2024	25,925.68	25,925.86	25,925.86	-0.18	1	N
Crafc Inc Chandler AZ	T-24074	TAR KETTLES/CRACK	Open	Competitive	07/01/2024	07/01/2024	06/30/2029	1,108,740.00	260,880.00	260,880.00	847,860.00	2	N
Five Star Equipment Inc East Syracuse NY	T-24076	JOHN DEERE OEM PA	Open	Competitive	07/25/2024	07/25/2024	04/30/2029	289,000.00	23,481.22	23,481.22	265,518.78	1	N
Canal Alarm Devices Inc New York NY	Q-24091	BOSCH SURVEILLAN	Completed	Competitive	09/04/2024	09/04/2024	09/04/2024	23,433.00	23,443.00	23,443.00	-10.00	8	N
Cluster Construction Consulting LLC Las Vegas NV	Q-24095	TECH SUPPORT FOR C	Completed	Competitive	09/23/2024	09/23/2024	09/23/2024	18,520.00	10,320.00	10,320.00	8,200.00	1	N
Compulink Technologies Inc New York NY	T-24102	___ATLASSIAN JIRA	Open	Competitive	11/01/2024	11/01/2024	10/31/2025	476,004.18	158,668.06	158,668.06	317,336.12	2	Y

EXHIBIT A3
New York State Thruway Authority
Schedule of Procurement Contracts
Commodity and Service Purchases
For the Year Ended December 31, 2024

<u>Vendor Name</u> <u>Address</u>	<u>Contract</u> <u>Number</u>	<u>Description</u>	<u>Status</u>	<u>Process</u>	<u>Award Date</u>	<u>Begin Date</u>	<u>End Date</u>	<u>Contract Amt</u>	<u>Exp 2024</u>	<u>Exp L-T-D</u>	<u>OutstandBal</u>	<u>Bids</u>	<u>M/WBE</u>
							Grand Totals	330	59,524,642.02		182,478,694.68		

EXHIBIT A4

New York State Thruway Authority
Schedule of Procurement Contracts
Construction Contracts
For the Year Ended December 31, 2024

Contractor Name	Contract Number	Address / Contract Description	Status	Type of Procurement	Award Process	Award Date	Begin Date	Renew Date	End Date	Contract Amount	Fiscal Year 2024	Life To Date	Current Balance	Bids/Propos	MBE/WBE	MWBE Solicit	MWBE Propo
ACCENT STRIPE, INC.	D214901	3275 N BENZING ROAD Buffalo and Syracuse Division: Pavement Sa	Completed	ORCHARD PARK	NY	14127			USA								
	D214952	Syracuse and Buffalo Division: Pavement Sa	Open	Design and Construc	Authority Contract - Compi	01/05/2023	07/16/2023		11/30/2023	\$1,256,516	\$70,415	\$1,256,516	\$0	2	N	Y	0
	D215002	Syracuse and Buffalo Divisions: Pavement S	Open	Design and Construc	Authority Contract - Compi	12/26/2023	03/01/2024		08/30/2024	\$1,422,457	\$1,422,457	\$1,422,457	\$0	1	N	Y	0
A SERVIDONE INC.	D214736	800 South Columbus Ave B2192.1 TANY 19-27B Replacement of Thre	Completed	Mount Vernon	NY	10550			USA								
				Design and Construc	Authority Contract - Compi	03/16/2020	11/13/2019		05/26/2022	\$30,819,345	\$12,713	\$29,861,417	\$957,928	5	N	Y	0
BETTE & CRING, LLC	D214859	22 CENTURY HILL DRIVE STE MP 225.48 and MP 225.49: Thruway Bridges	Completed	LATHAM	NY	12110	2128		USA								
	D214912	MP 141.92: Administrative Headquarters - T	Open	Design and Construc	Authority Contract - Compi	12/24/2021	04/04/2022		11/17/2023	\$5,749,034	\$214,825	\$5,749,034	\$0	6	N	Y	0
	D214929	MP 112.57: Replacement of the Cauterskill R	Open	Design and Construc	Authority Contract - Compi	05/22/2023	06/19/2023		08/16/2024	\$3,165,410	\$1,386,143	\$3,062,833	\$102,577	2	N	Y	0
CALLANAN INDUSTRIES INC	D214869	PO BOX 15097 MP 93.8 to MP 100.8: 2 inch Mill and Inlay wi	Completed	ALBANY	NY	12212	5097		USA								
	D214906	Newburgh (Exit 17, MP 60.1) to south of New	Completed	Design and Construc	Authority Contract - Compi	11/01/2023	04/27/2022		11/30/2022	\$9,129,090	\$163,408	\$9,129,090	\$0	3	N	Y	0
	D214939	North of Kingston (MP 93.8) to South of Cats	Open	Design and Construc	Authority Contract - Compi	01/01/2023	03/27/2023		10/27/2023	\$8,493,096	\$268,102	\$8,493,096	\$0	3	N	Y	0
COLD SPRING CONST CO INC	D214864	PO BOX 358 LeRoy (Exit 47, MP 378.2) to West of Batavia	Open	AKRON	NY	14001			USA								
	D214915	Buffalo Division: Bridge Preservation for Vari	Open	Design and Construc	Authority Contract - Compi	02/22/2024	04/01/2024		06/30/2025	\$21,330,749	\$19,435,344	\$19,435,344	\$1,895,404	2	N	Y	0
	D214940	MP 154to MP 161.3: 2" Mill and Inlay,30 Pav	Open	Design and Construc	Authority Contract - Compi	04/27/2022	05/18/2022		07/15/2024	\$22,855,515	\$441,058	\$21,344,533	\$1,510,981	5	N	Y	0
CRISDEL GROUP INC	D214854	220 RYAN STREET South of Nyack (MP 16.2) to south of Spring	Completed	SOUTH PLAINFIELD NJ		07080			USA								
	D214964	North of Harriman Toll Barrier (MP 46.0) to N	Open	Design and Construc	Authority Contract - Compi	04/24/2024	05/13/2024		06/04/2025	\$36,578,827	\$19,892,349	\$19,892,349	\$16,686,478	3	N	Y	0
D & H EXCAVATING, INC.	D214971	11939 RT 98 S Buffalo Division: Pavement Repairs at Variou	Open	ARCADE	NY	14009			USA								
	D214870	Buffalo Division Pavement Repairs at Variou	Completed	Design and Construc	Authority Contract - Compi	04/30/2024	02/21/2024		11/14/2025	\$8,227,000	\$4,141,184	\$4,141,184	\$4,085,816	3	N	Y	0
D A COLLINS CONSTRUCTION CO INC	D214759	269 BALLARD ROAD On Demand Repairs to Thruway Infrastructur	Completed	WILTON	NY	12831			USA								
	D214902	South of New Paltz (MP 74.1) to New Paltz (E	Open	Design and Construc	Authority Contract - Compi	12/28/2020	03/29/2021		01/12/2023	\$3,140,947	\$509,908	\$3,140,947	\$0	2	N	Y	0
	D214916	Albany Division: Bridge Preservation for Vari	Open	Design and Construc	Authority Contract - Compi	09/30/2022	11/23/2022		06/30/2023	\$5,237,091	\$175,707	\$3,984,275	\$1,252,816	3	N	Y	0
	D214946	Rehabilitation of the Castleton-On-Hudson B	Open	Design and Construc	Authority Contract - Compi	08/11/2023	10/25/2023		09/30/2025	\$9,641,943	\$4,501,323	\$4,501,323	\$5,140,619	2	N	Y	0
DEFOE CORP	D214984	800 South Columbus Ave B776.2 BRIDGE REHABILITATION AT MP 2	Open	Mount Vernon	NY	10550			USA								
	D214945	I-95, New England Thruway MP 604.0 to MP	Open	Design and Construc	Authority Contract - Compi	08/21/2024	10/24/2024		11/03/2026	\$19,331,680	\$1,079,062	\$1,079,062	\$18,252,619	3	N	Y	0
DIGESARE MECHANICAL INC	D214793	3434 CARMEN ROAD Administrative Headquarters (MP 141.92) -	Open	SCHENECTADY	NY	12303			USA								
				Design and Construc	Authority Contract - Compi	06/04/2021	07/15/2021		12/31/2021	1,494,074.60	\$0.00	\$1,494,074.60	\$0.00	2	N	Y	0
ECCO III ENTERPRISES INC	D214568	201 SAW MILL RIVER ROAD Reconstruction of I-95 Mainline and ramps fr	Completed	YONKERS	NY	10701			USA								
				Design and Construc	Authority Contract - Compi	08/06/2018	08/09/2018		03/10/2023	\$139,191,497	\$539,070	\$139,191,497	\$0	4	N	Y	0
ECONOMY PAVING CO INC	D214863	1819 NYS ROUTE 13 MP 278.93: Syracuse Interchange (Exit 35) B	Open	CORTLAND	NY	13045			USA								
				Design and Construc	Authority Contract - Compi	07/28/2022	08/01/2022		12/31/2023	\$7,721,963	\$422,605	\$7,721,963	\$0	20	N	Y	0
EDBAUER CONSTRUCTION	D214981	2790 Clinton Street D214981 TAB 24-23 - 1R Mill & inlay betwee	Open	West Seneca	NY	14224			USA								
	D214992	Buffalo Division: On-Demand Repair	Open	Design and Construc	Authority Contract - Compi	07/09/2024	08/01/2024		07/25/2025	\$10,974,148	\$4,833,615	\$4,833,615	\$6,140,532	3	N	Y	0
				Design and Construc	Authority Contract - Compi	08/07/2024	07/24/2024		12/31/2025	\$5,330,980	\$0	\$0	\$5,330,980	2	N	Y	0

New York State Thruway Authority
Schedule of Procurement Contracts
Construction Contracts
For the Year Ended December 31, 2024

Contractor Name	Contract Number	Address / Contract Description	Status	Type of Procurement	Award Process	Award Date	Begin Date	Renew Date	End Date	Contract Amount	Fiscal Year 2024	Life To Date	Current Balance	Bids/Propos	MBE/WBE	MWBE Solicit	MWBE Propo	
FLEETWASH INC.	D214896	1145 NY ROUTE 13 I-95 (New England Thruway) Bridge Maintenance	Open	CORTLAND NY	Design and Construction Authority Contract - Completed	13045	04/19/2023		07/10/2023	06/30/2023	\$495,272	\$0	\$452,472	\$42,800	2	N	Y	0
	D214949	I-95 (New England Thruway) Bridge Maintenance	Open		Design and Construction Authority Contract - Completed	02/21/2024	02/23/2024		06/28/2024		\$533,672	\$492,572	\$492,572	\$41,100	1	N	Y	0
GIANFIA CORP	D214865	179 BRADY AVENUE MP 12.85: Improvements to I-87 Interchange	Open	HAWTHORNE NY	Design and Construction Authority Contract - Completed	10532	10/19/2022		02/15/2023	11/22/2024	\$13,927,229	\$5,014,107	\$11,876,159	\$2,051,070	8	N	Y	0
GRACE INDUSTRIES, LLC	D214827	336 SOUTH SERVICE ROAD New England Thruway (I-95) from MP NE 0.1	Completed	MELVILLE NY	Design and Construction Authority Contract - Completed	11747	12/16/2021	05/16/2022		USA 11/30/2023	\$8,485,350	\$334,652	\$8,485,350	\$0	1	N	Y	0
	D214873	New York Division Pavement Repairs at Various Locations	Open		Design and Construction Authority Contract - Completed	06/17/2022	07/05/2022		11/15/2024		\$8,984,455	\$5,252,199	\$7,828,307	\$1,156,148	3	N	Y	0
HARRISON & BURROWES BRIDGE CONSTRUCTION	D214826	PO BOX 335 Electronics Parkway (Exit 37, MP 284.1) to I-190	Open	22 HAMILTON GLENMONT NY	Design and Construction Authority Contract - Completed	12077	01/14/2022	02/07/2022		USA 06/30/2024	\$88,216,550	\$6,683,983	\$82,002,987	\$6,213,563	4	N	Y	0
	D214903	Albany Division On-Demand Repair Contract	Open		Design and Construction Authority Contract - Completed	12/23/2022	05/22/2023		12/31/2024		\$3,040,800	\$694,596	\$694,596	\$2,346,204	1	N	Y	0
	D214941	MP 81.72: Thruway over Wallkill River - Rehabilitation	Open		Design and Construction Authority Contract - Completed	02/22/2024	01/24/2024		06/05/2026		\$23,711,237	\$2,920,995	\$2,920,995	\$20,790,242	5	N	Y	0
	D214997	On Demand Repairs to Thruway	Open		Design and Construction Authority Contract - Completed	11/08/2024	10/02/2024		12/31/2026		\$3,269,500	\$0	\$0	\$3,269,500	1	N	Y	0
HEIDELBERG MATERIALS NE - NY LLC	D214924	5126 SO. ONONDAGA RD Pavement Repairs and Resurfacing at Various Locations	Open	PO BOX 400 NEDROW NY	Design and Construction Authority Contract - Completed	13120	07/27/2023	09/15/2023		USA 06/30/2024	\$4,598,976	\$1,249,435	\$3,712,053	\$886,923	4	N	Y	0
	D214969	Pavement resurfacing MP 197.9 to MP 210.3	Open		Design and Construction Authority Contract - Completed	04/24/2024	05/13/2024		05/30/2025		\$13,749,683	\$10,860,404	\$10,860,404	\$2,889,279	4	N	Y	0
HVB CONSTRUCTION, INC.	D214846	PO BOX 662 New York Division: On-Demand Repair Contract	Open	144 ROUTE 1 HARRIMAN NY	Design and Construction Authority Contract - Completed	10926	12/22/2021	12/22/2021		USA 12/29/2023	\$3,349,176	\$0	\$2,950,586	\$398,590	2	N	Y	0
	D214911	New York Division: On-Demand Repair Contract	Open		Design and Construction Authority Contract - Completed	03/06/2023	05/22/2023		12/31/2024		\$6,424,100	\$5,144,631	\$5,718,138	\$705,962	4	N	Y	0
	D214982	New York Division - On-Demand Repair Contract	Open		Design and Construction Authority Contract - Completed	07/18/2024	05/29/2024		12/31/2025		\$4,921,375	\$0	\$0	\$4,921,375	2	N	Y	0
IVERSEN CONSTRUCTION CORP	D214913	PO Box 214 MP 304.20: Weedsport Maintenance Section	Open	Gorham NY	Design and Construction Authority Contract - Completed	14461	02/22/2024	01/31/2024		USA 01/08/2025	\$1,907,200	\$1,870,384	\$1,870,384	\$36,816	2	N	Y	0
J. D'ANNUNZIO & SONS, INC.	D214321	3730 PARK AVENUE MP NE5.76: North Avenue Bridge over I-95 (I-190)	Open	SOUTH PLAINFIELD NJ	Design and Construction Authority Contract - Completed	07080	10/04/2022	12/27/2022		USA 06/30/2025	\$31,827,000	\$8,919,679	\$18,369,171	\$13,457,829	8	N	Y	0
JAG'D CONSTRUCTION INC.	D214871	545 COITSVILLE HUBBARD ROAD MP 485.59, MP 485.60 and MP 485.86: Channel Repairs	Completed	YOUNGSTOWN OH	Design and Construction Authority Contract - Completed	44505	04/19/2022	07/07/2022		USA 08/31/2023	\$1,858,507	\$58,543	\$1,858,507	\$0	3	Y	Y	0
	D214926	Buffalo Division: Bridge Painting at Various Locations	Open		Design and Construction Authority Contract - Completed	08/18/2023	10/11/2023		12/31/2024		\$2,479,614	\$1,539,659	\$2,239,138	\$240,476	3	Y	Y	0
JAMES H MALOY INC	D214960	PO BOX 11016 Scour Repairs at Various Bridges (MPs: 165.0 to 165.5)	Open	LOUDONVILLE NY	Design and Construction Authority Contract - Completed	12211	02/01/2024	03/18/2024		USA 11/30/2025	\$2,985,000	\$2,474,598	\$2,474,598	\$510,402	3	N	Y	0
JR CRUZ INC.	D214909	33 W MAIN STREET Pavement repairs at various locations on the I-190	Open	HOLMDEL NJ	Design and Construction Authority Contract - Completed	07733	03/10/2023	05/11/2023		USA 12/31/2024	\$7,897,125	\$3,075,274	\$7,572,297	\$324,828	6	N	Y	0
	D214962	MP 24.0 to MP 29.4: 2" Mill and Overlay; Pavement Repairs	Open		Design and Construction Authority Contract - Completed	03/28/2024	06/03/2024		11/01/2024		\$18,366,748	\$13,669,432	\$13,669,432	\$4,697,316	4	N	Y	0
KUBRICKY CONSTRUCTION CORP	D214852	269 BALLARD ROAD South of Harriman Toll Barrier (Exit 16, MP 4.0 to 4.5)	Completed	WILTON NY	Design and Construction Authority Contract - Completed	12831	05/14/2022	05/31/2022		USA 05/25/2023	\$6,183,185	\$124,635	\$6,183,185	\$0	3	N	Y	0
MCLAUGHLIN CONSTRUCTION CORP. DBA EDBAUER CONSTRUCTION	D214883	2790 CLINTON STREET LeRoy (Exit 47, MP 378.2) to West of Pembroke	Completed	WEST SENECA NY	Design and Construction Authority Contract - Completed	14224	12/06/2022	03/20/2023		USA 12/31/2023	\$4,339,476	\$201,769	\$4,339,476	\$0	6	N	Y	0
	D214921	West of Hamburg (MP 438.50) to east of Edinburg	Completed		Design and Construction Authority Contract - Completed	06/27/2023	07/18/2023		05/31/2024		\$3,883,360	\$330,822	\$3,883,360	\$0	3	N	Y	0
OAKGROVE CONSTRUCTION INC	D214868	6900 SENECA ST MP 393.7 to MP 404.7: Mill to Concrete with 1.5" Overlay	Completed	PO BOX 1000 ELMA NY	Design and Construction Authority Contract - Completed	14059	07/31/2023	06/07/2022		USA 07/31/2023	\$21,486,644	\$626,839	\$21,486,644	\$0	4	N	Y	0
	D214884	Buffalo Division: Various Culvert Rehabilitation	Open		Design and Construction Authority Contract - Completed	04/07/2023	04/14/2023		11/22/2024		\$2,167,958	\$1,224,228	\$1,992,313	\$175,645	3	N	Y	0
	D214893	MP 411.60: Ransom Road Bridge over Thruway	Open		Design and Construction Authority Contract - Completed	06/12/2023	07/21/2023		06/28/2024		\$4,088,153	\$2,039,365	\$3,935,260	\$152,893	2	N	Y	0

New York State Thruway Authority
Schedule of Procurement Contracts
Construction Contracts
For the Year Ended December 31, 2024

Contractor Name	Contract Number	Address / Contract Description	Status	Type of Procurement	Award Process	Award Date	Begin Date	Renewal Date	End Date	Contract Amount	Fiscal Year 2024	Life To Date	Current Balance	Bids/Proposals	MBE/WBE	MWBE Solicit	MWBE Propo
	D214910	Buffalo Division: On-Demand Repair Contract	Open	Design and Construction	Authority Contract - Completed	03/07/2023	05/07/2023		12/31/2024	\$5,000,000	\$2,922,787	\$2,926,898	\$2,073,102	3	N	Y	0
	D214968	MP 467.0 to 483.0 -Pavement Rehabilitation-	Open	Design and Construction	Authority Contract - Completed	04/25/2024	04/17/2024		08/29/2025	\$44,994,455	\$21,549,900	\$21,549,900	\$23,444,555	2	N	Y	0
PIASECKI STEEL CONST. CORP.	D214897	1264 ROUTE 9 North and South Grand Island Bridges: Retro	Open	CASTLETON	NY	12033			USA								
				Design and Construction	Authority Contract - Completed	08/09/2023	08/28/2023		07/26/2026	\$67,705,000	\$15,539,106	\$22,748,866	\$44,956,135	3	N	Y	0
POWER & CONSTRUCTION GROUP, INC.	D214850	96 RIVER RD Syracuse Division: ITS Equipment - Replacement	Completed	PO BOX 303	SCOTTSVILLE	NY	14546		USA				\$0	2	N	Y	0
				Design and Construction	Authority Contract - Completed	04/22/2022	06/06/2022		08/31/2023	\$1,314,396	\$109,546	\$1,314,396	\$0	2	N	Y	0
POWER LINE CONSTRUCTORS INC	D214849	24 ROBINSON ROAD Albany Division: ITS Equipment - Replacement	Completed	PO BOX 303	CLINTON	NY	13323		USA				\$0	3	N	Y	0
				Design and Construction	Authority Contract - Completed	03/14/2022	05/16/2022		07/31/2023	\$1,531,638	\$45,507	\$1,531,638	\$0	3	N	Y	0
RESTANI CONSTRUCTION CORP.	D214898	4204 BERRIAN BLVD I-95, New England Thruway: Highway Rehab	Open	ASTORIA	NY	11105			USA				\$5,638,680	3	N	Y	0
				Design and Construction	Authority Contract - Completed	01/20/2023	03/30/2023		11/24/2024	\$62,388,016	\$25,565,195	\$56,749,336	\$5,638,680	3	N	Y	0
RIFENBURG CONSTRUCTION INC	D214855	159 BRICK CHURCH ROAD MP 320.70 to MP 327.50: Pavement Resurfacing	Completed	TROY	NY	12180	8105		USA				\$0	4	N	Y	0
				Design and Construction	Authority Contract - Completed	04/26/2022	04/26/2022		11/04/2022	\$15,374,247	\$4,108	\$15,374,247	\$0	4	N	Y	0
SAFETY MARKING LLC	D214951	255 HANCOCK AVE Installation of Pavement Markings at Various	Open	BRIDGEPORT	CT	06605			USA				\$0	3	N	Y	0
	D214900	New York Division: Pavement Safety Striping	Completed	Design and Construction	Authority Contract - Completed	01/12/2024	04/08/2024		08/30/2024	\$475,123	\$475,123	\$475,123	\$0	3	N	Y	0
	D215001	New York Division: Pavement Safety Striping	Open	Design and Construction	Authority Contract - Completed	01/05/2023	04/10/2023		08/31/2023	\$938,260	\$2,498	\$938,260	\$0	3	N	Y	0
				Design and Construction	Authority Contract - Completed	12/17/2024	11/13/2024		08/29/2025	\$394,776	\$0	\$0	\$394,776	2	N	Y	0
SEALAND CONTRACTORS CORP	D214983	PO Box 350 H142.1 combined with H368.1MP 351.4 to M	Open	85 High Tech	Rush	NY	14543		USA				\$21,271,874	3	N	Y	0
				Design and Construction	Authority Contract - Completed	06/17/2024	07/16/2024		07/31/2025	\$36,853,000	\$15,581,126	\$15,581,126	\$21,271,874	3	N	Y	0
SENECA STONE CORPORATION	D214923	2747 CANOGA ROAD Syracuse Division Pavement Repairs at Various	Open	SENECA FALLS	NY	13148			USA				\$4,865,059	5	N	Y	0
				Design and Construction	Authority Contract - Completed	02/07/2024	01/17/2024		10/31/2025	\$6,038,000	\$1,172,941	\$1,172,941	\$4,865,059	5	N	Y	0
SLATE HILL CONSTRUCTORS INC	D214847	6573 HERMAN RD Syracuse Division: On-Demand Repair Contract	Completed	WARNERS	NY	13164	0275		USA				\$0	1	N	Y	0
	D214874	MP 292.06: Canton Street Bridge over Thruway	Open	Design and Construction	Authority Contract - Completed	01/21/2022	04/21/2022		12/29/2023	\$2,572,952	\$858,207	\$2,572,952	\$0	1	N	Y	0
	D214895	MP 292.49: Warners-Ionia Road Bridge over	Open	Design and Construction	Authority Contract - Completed	04/15/2022	05/25/2022		08/31/2023	\$4,496,115	\$189,970	\$4,496,115	\$0	3	N	Y	0
	D214931	MP 274.48: Shepps Corners Road -Thruway	Open	Design and Construction	Authority Contract - Completed	12/06/2022	08/28/2023		10/31/2024	\$7,348,126	\$3,833,819	\$5,535,391	\$1,812,735	4	N	Y	0
	D214943	Syracuse Division: On-Demand Repair Contract	Open	Design and Construction	Authority Contract - Completed	06/10/2024	03/25/2024		11/24/2024	\$4,972,281	\$4,465,792	\$4,465,792	\$506,489	4	N	Y	0
	D214970	Syracuse Division Deck Rehabilitation & Repair	Open	Design and Construction	Authority Contract - Completed	10/24/2023	10/05/2023		12/31/2025	\$3,219,050	\$1,130,852	\$1,130,852	\$2,088,198	2	N	Y	0
				Design and Construction	Authority Contract - Completed	04/05/2023	04/12/2024		12/31/2024	\$2,540,038	\$1,907,783	\$1,907,783	\$632,254	3	N	Y	0
STRAIGHT LINE INDUSTRIES INC.	D214953	5 ARROWHEAD LANE Albany and Syracuse: Pavement Safety Striping	Open	COHOES	NY	12047			USA				\$19,342	2	N	Y	0
	D214899	Albany and Syracuse Division: Pavement Safety	Completed	Design and Construction	Authority Contract - Completed	12/28/2023	05/14/2024		08/30/2024	\$1,340,948	\$1,321,606	\$1,321,606	\$19,342	2	N	Y	0
	D215003	Albany and Syracuse Divisions: Pavement Safety	Open	Design and Construction	Authority Contract - Completed	12/28/2022	01/09/2023		08/31/2023	\$1,000,915	\$6,816	\$1,000,915	\$0	3	Y	Y	0
				Design and Construction	Authority Contract - Completed	12/17/2024	11/13/2024		08/29/2025	\$1,609,339	\$0	\$0	\$1,609,339	2	N	Y	0
TIOGA CONSTRUCTION CO INC	D214860	333 GROS BLVD MP 240.48: Judd Road Bridge over Thruway	Completed	HERKIMER	NY	13350			USA				\$0	5	N	Y	0
	D214905	North Main Street Bridge Over Thruway - Repair	Open	Design and Construction	Authority Contract - Completed	03/25/2022	04/20/2022		07/01/2023	\$4,617,655	\$118,865	\$4,617,655	\$0	5	N	Y	0
	D214978	MP 238.22: Thruway Bridge over Oriskany	Open	Design and Construction	Authority Contract - Completed	12/23/2022	03/15/2023		11/17/2023	\$4,658,542	\$737,847	\$4,404,817	\$253,725	6	N	Y	0
	D214986	Town Line Road over Thruway -	Open	Design and Construction	Authority Contract - Completed	06/10/2024	06/10/2024		11/21/2026	\$9,315,274	\$0	\$0	\$9,315,274	4	N	Y	0
				Design and Construction	Authority Contract - Completed	09/11/2024	08/21/2024		11/21/2025	\$7,494,012	\$0	\$0	\$7,494,012	4	N	Y	0
TITAN ROOFING INC	D214885	200 Tapley Street MP 45.2: Replacement of a Deteriorated Roof	Open	Springfield	MA	01104			USA				\$0	5	Y	Y	0
				Design and Construction	Authority Contract - Completed	05/30/2023	09/25/2023		12/31/2023	\$597,397	\$419,974	\$597,397	\$0	5	Y	Y	0
TRIUMPH CONSTRUCTION CORP.	D214734	1354 SENECA AVENUE North Avenue over I-95 (NE5.76) Utility Relocation	Completed	BRONX	NY	10474			USA				\$0	7	N	Y	0
				Design and Construction	Authority Contract - Completed	05/13/2021	06/30/2021		06/30/2022	\$1,908,698	\$46,988	\$1,908,698	\$0	7	N	Y	0

New York State Thruway Authority
Schedule of Procurement Contracts
Construction Contracts
For the Year Ended December 31, 2024

<u>Contractor Name</u>	<u>Contract Number</u>	<u>Address / Contract Description</u>	<u>Status</u>	<u>Type of Procurement</u>	<u>Award Process</u>	<u>Award Date</u>	<u>Begin Date</u>	<u>Renewal Date</u>	<u>End Date</u>	<u>Contract Amount</u>	<u>Fiscal Year 2024</u>	<u>Life To Date</u>	<u>Current Balance</u>	<u>Bids/Proposals</u>	<u>MBE/WBE</u>	<u>MWBE Solicited</u>	<u>MWBE Proposed</u>
U C C CONSTRUCTORS INC	D214947	PO Box 410 South and North Grand Island Bridges: Maint	Open	West Seneca	NY	14224	0648		USA 09/30/2024	\$683,422	\$683,422	\$683,422	\$0	3	N	Y	0
UNION CONCRETE & CONSTRUCTION CORP.	D214894	PO BOX 410 MP 915.46: Beaver Island State Parkway Bri	Open	WEST SENECA	NY	14224	0648		USA 05/24/2024	\$8,327,640	\$1,176,127	\$6,787,765	\$1,539,876	4	N	Y	0
VERDE ELECTRIC MAINTENANCE CORP.	D214851	89 EDISON AVENUE New York Division: ITS Equipment - Replace	Open	MOUNT VERNON	NY	10550			USA 06/30/2024	\$4,828,829	\$4,118,782	\$4,286,962	\$541,867	1	N	Y	0
VILLAGER CONSTRUCTION INC	D214944	425 Old Macedon Center Rd MP 347.1 to MP 351.4: Pavement Rehabilita	Open	Fairport	NY	14450			USA 10/30/2026	\$61,500,000	\$3,260,802	\$3,260,802	\$58,239,198	3	N	Y	0
WINN CONSTRUCTION SERVICES INC	D214950	74 Hudson River Road MP 227.40 Mainline Bridge Rehabs (MP 227	Open	Waterford	NY	12188			USA 11/21/2025	\$4,770,477	\$2,781,982	\$2,781,982	\$1,988,495	4	N	Y	0
YONKERS CONTRACTING CO INC	D214875	969 MIDLAND AVENUE I-287/Route 17S (Exit 15, MP 29.4) to north c	Open	YONKERS	NY	10704			USA 09/30/2024	\$44,596,948	\$6,242,356	\$41,769,098	\$2,827,851	2	N	Y	0
	D214781	I-95, MP 608.8 to MP 610.8 Northbound and	Open						USA 10/12/2022	\$19,794,845	\$0	\$18,031,573	\$1,763,272	4	N	Y	0
										\$1,265,713,843	\$277,575,288	\$818,551,003	\$447,162,840				


EXHIBIT B

New York State Thruway Authority Bond Sale Report for Calendar Year 2024

PROGRAM	GENERAL REVENUE BONDS SERIES P
Par Amount	\$1,024,320,000
Method of Sale	Negotiated
Public/Private	Public
Underwriters Senior-Manager	J.P. Morgan Securities
Co-Coordinating Manager	Siebert Williams Shank & Co.
Co-Senior(s)	Bank of America; Wells Fargo; Goldman Sachs; Jefferies; RBC
SDVOB Manager(s)	Academy Securities; AmeriVet Securities; Drexel Hamilton
Co-Manager(s)	Barclays; Loop Capital; Samuel Ramirez & Co; Raymond James & Associates
True Interest Cost	3.686754%
Arbitrage Rate	3.181959%
Total Underwriter's Discount	3.905178
Ratings (Moody's/S&P/Fitch)	A1/A+/N/A
Dated Date	02/15/2024
Last Maturity Date	01/01/2054

PROGRAM	GENERAL REVENUE BONDS SERIES Q
Par Amount	\$520,145,000
Method of Sale	Competitive
Public/Private	Public
Underwriters Senior-Manager	N/A
Co-Coordinating Manager	N/A
Co-Senior(s)	N/A
SDVOB Manager(s)	N/A
Co-Manager(s)	N/A
True Interest Cost	2.697777%
Arbitrage Rate	2.661677%
Total Underwriter's Discount	1.787519
Ratings (Moody's/S&P/Fitch)	Aa3/A+/N/A
Dated Date	10/22/2024
Last Maturity Date	01/01/2032

EXHIBIT C

 NEW YORK STATE OF OPPORTUNITY. Thruway Authority	GENERAL POLICY	SECTION TITLE	NUMBER 25-5-01
		POLICIES -- PURCHASING	
APPROVED BOARD MEETING NUMBER: 756 RESOLUTION NUMBER: 6396 DATE: December 5, 2022		SUBJECT	PROCUREMENT CONTRACTS

Introduction

This Policy, established pursuant to Section 2879 of the New York State Public Authorities Law, sets forth the guidelines of the New York State Thruway Authority (Authority) regarding the Authority's use, awarding, monitoring and reporting of Procurement Contracts. These guidelines are not intended and shall not be deemed to grant or confer any rights or remedies to or upon any third party.

Except as otherwise provided herein, all Authority Procurement Contracts are subject to this Policy. Attachment 1 sets forth a representative (but not exclusive) list of the types of goods purchased, and a description of those areas of responsibility and oversight requiring the use of services and the reasons for the use of services in such areas.

I. Definitions

- A. "Discretionary Purchase" is a procurement made below statutorily established monetary threshold amounts (e.g., not exceeding \$500,000 for the purchase of commodities and/or services from Small Business Concern or NYS-certified MWBE firms, and without a dollar cap for SDVOBE firms) and at the discretion of the Authority, without the need for a formal competitive bid process. For the purpose of determining whether a purchase is within the discretionary thresholds, the aggregate amount of all purchases of the same commodities and/or services to be made within the 12- month period commencing on the date of purchase shall be considered. A change to or a renewal of a discretionary purchase shall not be permitted if the change or renewal would bring the reasonably expected aggregate amount of all purchases of the same commodities and/or services from the same provider within the 12- month period commencing on the date of the first purchase to an amount greater than \$500,000, pursuant to State Finance Law § 163.
- B. "Emergency" shall mean an unanticipated, sudden or unexpected event or escalation of an event beyond the control of the Authority which, if not immediately corrected, would endanger: a) the life, health, safety or welfare of any person, or b) the continued public use or function of a transportation or other facility or property of the Authority or the State of New York.
- C. "Foreign Business Enterprise" shall mean a business enterprise, including a sole proprietorship, partnership or corporation, which offers for sale, lease or other form of exchange, goods sought by the Authority and which are substantially produced outside New York State, or services sought by the Authority and which are substantially performed outside New York State. For purposes of construction services, a Foreign

SECTION:

POLICIES – PURCHASING

Thruway
Authority

SUBJECT:

PROCUREMENT
CONTRACTS

December 5, 2022

DATE

2

PAGE

Business Enterprise shall mean a business enterprise, including a sole proprietorship, partnership or corporation, which has its principal place of business outside New York State.

- D. “Goods” include equipment, material and supplies of any kind. Procurement Contracts that include both goods and services may be classified as for “goods” where 60% or more of the total projected contract value will be for the purchase of equipment, material or supplies.
- E. “Minority Owned Business Enterprise” shall have the same meaning as that set forth in Public Authorities Law Section 2879.
- F. “New York State Business Enterprise” shall mean any business enterprise which offers for sale, lease or other form of exchange, goods or services sought by the Authority which are substantially manufactured, produced, assembled or performed within New York State.
- G. “New York State Resident” shall have the same meaning as that set forth in Public Authorities Law Section 2879.
- H. “Procurement Contract” shall mean any written agreement for the acquisition of goods or services of any kind, in the actual or estimated amount of fifteen thousand dollars (\$15,000) or more. Construction contracts and design-build contracts are included within the scope of the definition of a Procurement Contract pursuant to this Policy, but are not Procurement Contracts pursuant to Public Authorities Law Section 2879. A Procurement Contract does not include contracts valued under \$15,000, agreements for the settlement or compromise of any action, proceeding or claim by or against the Authority, certain financial, insurance and healthcare products that do not readily lend themselves to a competitive solicitation, contracts for the direct and indirect placement of advertisements with radio, television, print and electronic media, periodicals, subscriptions, reference materials or professional research tools, written materials, fees or tuition associated with continuing education courses, training courses, conferences, seminars and symposiums, funding agreements, co-funding agreements, grants or memberships in various industry groups, professional societies or similar cooperative associations, or any cooperative projects and procurement activities conducted or sponsored by such organizations in which the Authority participates.
- I. “Professional Firm” shall mean any individual or sole proprietorship, partnership, corporation, association or other legal entity permitted by law to practice the professions of architecture, engineering or surveying.
- J. “Services” shall mean services of a consulting, professional or technical nature provided by outside consultants/contractors (individuals, partnerships or firms who are

SECTION:

POLICIES – PURCHASING

Thruway
Authority

SUBJECT:

PROCUREMENT
CONTRACTS

December 5, 2022

DATE

3

PAGE

not and do not employ officers or employees of the Authority) for a fee or other compensation.

- K. “Service Disabled Veteran Owned Business Enterprise” shall have the same meaning as that set forth in Article 17-B of the Executive Law Section 369-H.
- L. “Small Business Concern” is a business that is resident in New York State, is independently owned and operated, not dominant in its field and employs not more than 100 people.
- M. “Women Owned Business Enterprise” shall have the same meaning as that set forth in Public Authorities Law Section 2879.

II. Selection of Contractors for Goods

Except as otherwise provided in this Policy, the Authority shall award Procurement Contracts for goods to the lowest responsible bidder as will best promote the Authority’s interests, taking into consideration: the reliability of the contractor; the quality of the goods to be furnished; the goods’ conformity with the specifications; the terms of delivery; and/or such other criteria as the Authority determines appropriate. The Authority shall solicit bidders for applicable contracts pursuant to Article 4-C of the New York State Economic Development Law (e.g., advertise in the Contract Reporter). The Authority shall solicit price quotes from at least three (3) sources, if available.

III. Selection of Contractors for Services

- A. The Authority may contract for services when, because of one or more of the following factors or considerations, it is more beneficial for such services to be contracted for than performed by employees of the Authority:
 - 1. lack of or unavailability of sufficient staff, facilities, equipment or other resources;
 - 2. requirement of special expertise or abilities not adequately possessed by Authority employees;
 - 3. timing;
 - 4. short term or infrequent need for the service; or
 - 5. distance of the location(s) where the services must be performed from Authority offices or facilities.

SECTION:

POLICIES – PURCHASING

Thruway
Authority

SUBJECT:

PROCUREMENT
CONTRACTS

December 5, 2022

DATE

4

PAGE

- B. Except as otherwise provided in this Policy, the Authority shall award Procurement Contracts for professional services, except those to Professional Firms, to a responsive and responsible contractor on the basis of best value, taking into account: the contractor's experience and capability to perform the required services, the adequacy of contractor's staff to be assigned to Authority work, the overall quality and responsiveness of the contractor's proposal, the contractor's fee structure and overall price; and/or such other criteria as the Authority determined appropriate. Procurement Contracts for construction and design-build services shall be awarded in compliance with all applicable laws. The Authority shall solicit proposals for applicable contracts pursuant to Article 4-C of the New York State Economic Development Law (e.g., advertise in the Contractor Reporter). The Authority shall solicit price quotes from at least three (3) sources, if available.
- C. The Authority shall award Procurement Contracts for the services of Professional Firms on the basis of demonstrated competence and qualification for the type of professional services required and at fair and reasonable fees. The Authority shall not refuse to negotiate with a Professional Firm solely because the ratio of the "allowable indirect costs" to direct labor costs of the Professional Firm or the hourly labor rate in any labor category of the Professional Firm exceeds a limitation generally set by the Authority in the determination of the reasonableness of the estimated cost of services to be rendered by the Professional Firm, but rather the Authority should also consider the reasonableness of cost based on the total estimated cost of the service of the Professional Firm which should include, among other things, all the direct labor costs of the Professional Firm for such services plus all "allowable indirect costs," other direct costs, and negotiated profit of the Professional Firm. "Allowable indirect costs" of a Professional Firm are defined as those costs generally associated with overhead which cannot be specifically identified with a single project or contract and are considered reasonable and allowable under specific state contract or allowability limits.
- D. The Director of Procurement Services may, in consultation with the appropriate Authority program managers, designate those services other than the services of Professional Firms for which cost will be the only criterion for determining best value.

IV. Waiver of Competition

The Authority Board may waive the use of the competitive procedure for Procurement Contracts provided in this Policy based upon one or more of the following findings:

- A. There is a need to respond to an Emergency.
- B. A condition exists that makes it impractical or not in the Authority's best interest to seek competition due to the specialized nature of the goods or services required.

SECTION:

POLICIES – PURCHASING

Thruway
Authority

SUBJECT:

PROCUREMENT
CONTRACTS

December 5, 2022

DATE

5

PAGE

- C. There is a historical relationship, the continuation of which is in the best interests of the Authority.
- D. There is a need for confidentiality.
- E. The proposed project requires specialized knowledge of, or proximity to, the Authority.
- F. There is a requirement for which, in the sole opinion of the Authority, there is a lack of responsible competition to perform the desired services.
- G. There is a specific contractor selection that is necessary or convenient to the operations of the Authority.

V. General Procurement Requirements

- A. The Authority shall ensure that its Procurement Contracts in an amount equal to or in excess of fifty thousand dollars (\$50,000) comply with the public notification requirements of Article 4-C of the New York State Economic Development Law.
- B. The Authority shall not enter into a Procurement Contract with any current or former officer or employee of the Authority where such contract would be in contravention of law or would create a conflict of interest.
- C. Pursuant to Public Authorities Law § 2879-a, the Comptroller Regulations and the State Authority Contract Manual, the Authority may be required to submit certain contracts to the New York State Comptroller for approval that are awarded on a Sole Source, Single Source, or other non-competitive basis for the purchase of goods and/or services in an amount in excess of \$1 million, and shall notify the successful bidder therefor. Such contracts or contract amendments shall not be valid and enforceable unless approved by the Comptroller or until 90 days have elapsed from such submission without action by the Comptroller, as further set forth in the referenced law and regulations.
- D. The Executive Director must approve all contractor selections for Procurement Contracts for services based upon the recommendation of either the Non-Engineering Personal Services Committee or the Engineering Selection Committee.
- E. The Authority may utilize the Procurement Contracts of other Federal, State or local entities to purchase goods or services provided it would be in the Authority's best interests to do so.
- F. The Authority shall comply with State Finance Law Sections 139-j and 139-k that place restrictions on attempts to influence during the procurement process, require the recording of attempts to influence made during the restricted period for a procurement,

SECTION:

POLICIES – PURCHASING



**Thruway
Authority**

NUMBER: **25-5-01**

SUBJECT:

**PROCUREMENT
CONTRACTS**

December 5, 2022

DATE

6

PAGE

and outline the responsibilities of offerors relative to the procurement process.

- G. The Authority will perform an affirmative review of a contractor's responsibility, in accordance with applicable laws, rules, regulations and guidelines, prior to the award of a Procurement Contract. This review shall be designed to provide reasonable assurance that a proposed or current contractor is responsible and should consider such issues as: integrity; performance on other governmental contracts; legal ability to supply the product or perform the services; and financial and organizational capability.
- H. The Authority will create a record for each Procurement Contract that documents its compliance with this Policy.

VI. Participation of Minority and/or Women-Owned Business Enterprises (MWBEs)

It is the policy of the Authority to comply with the provisions of Article 15-A of the New York State Executive Law, which requires that every Procurement Contract over \$15,000 will afford equality of economic opportunities for minority group members and women and the facilitation of participation by MWBEs. The Authority shall establish separate goals for participation of MWBEs on all Authority contracts where applicable. Furthermore, if the performance of any Procurement Contracts permits or requires the use of a subcontractor, these contracts shall require the prime contractor to act affirmatively to encourage participation by MWBEs in such subcontract and to report the nature and extent of such efforts to the Authority. Authority staff will also review the Directory of MWBEs prior to making discretionary purchases and choose MWBEs when feasible.

All Procurement Contracts, where required, shall comply with Executive Law Article 15-A and the Public Authorities Law, and rules and regulations promulgated thereunder.

- A. In furtherance of the above, and to promote the use of certified MWBEs in Procurement Contracts, the Authority shall:
 - 1. Designate appropriate staff to oversee the Authority's programs established to promote and assist: (i) participation by certified MWBEs in the Authority's procurement opportunities and facilitation of the award of Procurement Contracts to such enterprises; (ii) the utilization of certified MWBEs as subcontractors and suppliers by entities having Procurement Contracts with the Authority; and (iii) the utilization of partnerships, joint ventures or other similar arrangements between certified MWBEs and other entities having Procurement Contracts with the Authority. Such staff will be familiar with the procurement process utilized by the Authority, report directly to the Executive Director and either directly or through their designees participate in the procurement process.

SECTION:

POLICIES – PURCHASING**Thruway
Authority**

SUBJECT:

**PROCUREMENT
CONTRACTS****December 5, 2022**

DATE

7

PAGE

2. Establish appropriate goals for participation of MWBEs in Procurement Contracts and for the utilization of MWBEs as subcontractors and suppliers.
3. Provide notice of any procurement to appropriate professional organizations that serve MWBEs so that members of these organizations are apprised of potential opportunities to contract with the Authority.
4. Include language regarding equal employment opportunity and non-discrimination in all Procurement Contracts and/or all documents soliciting bids or proposals for Procurement Contracts, and require the contractor to include this language in all subcontracts.
5. Include a provision in the Authority's Procurement Contracts expressly providing that any contractor who willfully and intentionally fails to comply with the MWBE participation requirements as set forth in the contract shall be liable to the Authority for liquidated or other appropriate damages as may be determined by the Authority.
6. Maintain lists of qualified certified MWBEs that have expressed an interest in doing business with the Authority and ensure such entities receive direct notice of any impending procurements. The Authority shall also consult the lists of certified MWBEs maintained by the Department of Economic Development.
7. List applicable goals for participation of certified MWBEs in Procurement Contracts in all solicitations and for the utilization of MWBEs as subcontractors and suppliers by entities having Procurement Contracts with the Authority.
8. Conduct procurements in a manner that will enable the Authority to achieve the maximum feasible portion of the goals established and eliminate barriers to participation of MWBEs on Procurement Contracts. The Authority shall include, without limitation:
 - a. the expected degree of MWBE participation;
 - b. provisions relating to joint ventures, under which a bidder may count toward meeting its MWBE participation goal;
 - c. provisions under which the Authority may waive obligations of the contractor relating to MWBE participation after a showing of good faith efforts to comply with the requirements of this Policy and all applicable laws pursuant to the waiver provisions contained in Executive Law Article 15-A; and

SECTION:

POLICIES – PURCHASING

Thruway
Authority

SUBJECT:

PROCUREMENT
CONTRACTS

December 5, 2022

DATE

8

PAGE

- d. verification that MWBEs listed in a successful bid are actually participating to the extent listed on the project for which the bid was submitted.

B. In implementing the provisions of this Section VI, the Authority shall:

1. Consider, where practicable, the severability of construction projects and other bundled projects;
2. Implement a program that will enable it to evaluate each Procurement Contract to determine the appropriateness of the established goal;
3. Consider compliance with the requirements of any federal law concerning opportunities for MWBEs which effectuates the purpose of this section; and
4. Consult the most recent disparity study pursuant to Article 15-A of the Executive Law.

VII. Participation of Service-Disabled Veteran-Owned Business Enterprises (SDVOBEs)

It is the policy of the Authority to comply with the provisions of Article 17-B of the New York State Executive Law, which requires that every Procurement Contract over \$15,000 will afford equality of economic opportunities to certified SDVOBEs thereby further integrating such businesses into New York State's economy. The Authority will make a good faith effort to achieve SDVOBE participation to the extent such firms are available, and will use its best effort so that SDVOBE firms are included in Procurement Contracts. All Procurement Contracts, where required, shall comply with Executive Law Article 17-B. The Executive Director shall appoint one or more senior staff to oversee the Authority's SDVOBE program.

Before the Authority issues bid documents, or during the Authority's bid development phase, the Authority's procurement staff will consult the Directory of SDVOBEs posted on the OGS website to determine whether the solicitation may be considered for a SDVOBE goal.

Authority staff will also review the Directory of SDVOBEs prior to making discretionary purchases and choose SDVOBEs when feasible.

All procurements subject to Executive Law Article 17-B will contain standard language in solicitations and Procurement Contracts regarding participation of SDVOBEs on State contracts.

SECTION:

POLICIES – PURCHASING



**Thruway
Authority**

NUMBER: **25-5-01**

SUBJECT:

**PROCUREMENT
CONTRACTS**

December 5, 2022

DATE

9

PAGE

VIII. Promotion of New York State Business Enterprises and New York State Residents in Procurement Contracts

The Authority shall promote and solicit the participation by New York State Business Enterprises and New York State Residents in Procurement Contracts in compliance with Public Authorities Law Section 2879 and shall develop procedures consistent with such.

IX. Requirements Regarding Foreign Business Enterprises and Discriminatory Jurisdictions

The Authority will follow the requirements and procedures of Public Authorities Law Section 2879(5) with respect to Procurement Contracts with Foreign Business Enterprises. Accordingly, the Authority shall notify the Department of Economic Development of the award of a Procurement Contract for the purchase of goods or services from a Foreign Business Enterprise in an amount greater than or equal to one million dollars simultaneously with notifying the successful bidder. The Authority will not enter into any such Procurement Contract until at least 15 days have elapsed from notice to the Department of Economic Development, except where the Procurement Contract was awarded on an emergency or critical basis or where the Commissioner of Economic Development waives the notice requirement.

In addition, pursuant to Public Authorities Law Section 2879(5), the Authority will impose restrictions on Foreign Business Enterprises located in Discriminatory Jurisdictions with respect to the solicitation and award of Procurement Contracts.

X. Procurement Contract Provisions

To the extent deemed appropriate by the Executive Director and the General Counsel, Procurement Contracts may include, but should not necessarily be limited to, the following provisions:

- A. Scope of Services
- B. Compensation and Allowable Expenses
- C. Payment Methodology
- D. Term or Time for Performance
- E. Personnel, Equipment and Supplies
- F. Standards of Performance
- G. Independent Contractor
- H. Subcontracting
- I. Insurance and Bond Requirements
- J. Liability and Indemnification
- K. Ethics

SECTION:

POLICIES – PURCHASING



**Thruway
Authority**

NUMBER: **25-5-01**

SUBJECT:

**PROCUREMENT
CONTRACTS**

December 5, 2022

DATE

10

PAGE

- L. Confidentiality and Non-Disclosure
- M. Lobbying Law Certification
- N. Public Announcements
- O. Interchange of Data
- P. Environmental Review
- Q. Damages for Delay
- R. Suspension, Abandonment and Termination
- S. Severability Clause
- T. Non-Assignment Clause
- U. Comptroller Approval
- V. Workers' Compensation and Disability Benefits
- W. Non-Discrimination Requirements
- X. Wage and Hours Provisions
- Y. Non-Collusive Bidding Certification
- Z. International Boycott Prohibition
- AA. Set-Off Rights
- AB. Records
- AC. Identifying Information and Privacy Notification
- AD. Equal Employment Opportunities for Minorities and Women
- AE. Conflicting Terms
- AF. Governing Law
- AG. Late Payment
- AH. No Arbitration
- AI. Service of Process
- AJ. Prohibition on Purchase of Tropical Hardwoods
- AK. MacBride Fair Employment Principles
- AL. Omnibus Procurement Act of 1992
- AM. Reciprocity and Sanctions Provisions
- AN. Purchases of Apparel
- AO. Observance of Laws
- AP. No Waiver of Provisions
- AQ. Entire Agreement
- AR. Iranian Energy Sector Divestment
- AS. Promotion of New York State Business Enterprises and New York State Residents in Procurements
- AT. Contractor Requirements and Procedures for Business Participation Opportunities for New York State Certified MWBEs
- AU. Participation Opportunities for New York State Certified SDVOBES
- AV. Ensuring Pay Equity (Executive Order No. 162)
- AW. Prohibiting Contracts with Entities that Support Discrimination (Executive Order No. 177)

SECTION:

POLICIES – PURCHASING



**Thruway
Authority**

NUMBER: **25-5-01**

SUBJECT:

**PROCUREMENT
CONTRACTS**

December 5, 2022

DATE

11

PAGE

AX. Ownership of Materials

AY. Compliance with New York State Information Security Breach and Notification Act

AZ. Net Neutrality Principles (Executive Order No. 175)

XI. Delegations

The Authority Board must approve all Procurement Contracts unless such approval has been otherwise delegated in this Policy.

A. The Executive Director or the Executive Director's designee is authorized to:

1. Execute any Procurement Contract, including any amendments thereto, for expenditures in an amount not to exceed five hundred thousand dollars (\$500,000) provided that a Procurement Contract for professional services with a term in excess of one year shall require the Board's review and approval within one year of execution of the Procurement Contract. For a Procurement Contract for professional services with a term in excess of one year that must be awarded prior to the next Board meeting, the initial contract will be issued for the entire intended term of the contract. Based on its total term and value, such contract must be approved in writing by the Executive Director and such contract is subject to the Board's approval at the next Board meeting. If such approval is not granted, the contract will be terminated or amended immediately.
2. Approve an increased expenditure by the Authority not to exceed five hundred thousand dollars (\$500,000) for any Procurement Contract previously approved by the Authority Board.
3. Approve or extend Procurement Contracts for a period in excess of one year provided such contract or extension does not exceed five hundred thousand dollars (\$500,000); provided that Procurement Contracts for professional services may not be extended for a period in excess of one year without approval of the Board.
4. Waive the use of a competitive procedure for any Procurement Contract needed to respond to an Emergency in accordance with the procedure set forth in the Authority Procedure for Declared Emergency Work, the Board resolution authorizing the Authority's Contracts Program, and/or pursuant to an Executive Order of the Governor.
5. Waive the use of a competitive procedure for any Procurement Contract in an amount not to exceed five hundred thousand dollars (\$500,000) when the

SECTION: **POLICIES – PURCHASING****Thruway
Authority**SUBJECT: **PROCUREMENT
CONTRACTS**

December 5, 2022

DATE

12

PAGE

Executive Director or the Executive Director's designee finds one or more of the conditions set forth in Article IV. B. - H. of this Policy to be present.

6. Interpret, implement and administer this Policy, including the development of operational and/or administrative policies, guidance and procedures necessary to carry out its intent. These operational and/or administrative policies should, at a minimum, identify the roles and responsibilities of Authority personnel implementing and administering this Policy and the manner in which those responsibilities are to be fulfilled.
 7. Appoint a Procurement Integrity Officer whose responsibilities shall include the establishment of processes to prevent or detect improper lobbying influence, to provide guidance to program managers regarding vendor responsibility determinations, to administer the Contract Review and Vendor Responsibility Committee, and to ensure the Authority is in compliance with applicable executive orders, laws, rules and regulations regarding procurement integrity and vendor responsibility.
- B. The Director of Procurement Services or the Director of Procurement Services' designee is authorized to execute Procurement Contracts for goods provided the process used to procure such goods is in accordance with Authority procedures, and the contractor was selected based on a solicitation for bids. The Director of Procurement Services may, without a formal competitive process, execute any Procurement Contract for the purchase of goods or services from a Small Business Concern, certified MWBE, or from a certified SDVOBE, or for goods or technology that are recycled or remanufactured, in an amount not to exceed five hundred thousand dollars (\$500,000).
- C. Procurement Contracts involving the Authority's Contracts Program shall be awarded, amended/supplemented and managed by the Chief Engineer, Executive Director and Chief Financial Officer pursuant to the Board resolutions authorizing the Authority's Contracts Program.

XII. Review and Reporting Requirements

- A. In accordance with Public Authorities Law Section 2879, the Authority Board shall annually review and approve this Policy.
- B. Information related to Procurement Contracts involving the Contract Program shall be included in the submittal to the Board seeking authorization for the Contracts Program for the Board's review and approval.
- C. The Executive Director or designee shall report to the Board quarterly on all

SECTION:

POLICIES – PURCHASING



**Thruway
Authority**

NUMBER: **25-5-01**

SUBJECT:

**PROCUREMENT
CONTRACTS**

December 5, 2022

DATE

13

PAGE

Procurement Contracts or amendments thereto that he or she has executed pursuant to Article XI. A. of this Policy.

- D. Following each fiscal year, the Authority Board shall approve an annual report on Procurement Contracts as required by subdivision 7 of section 2879 of the Public Authorities Law. Such annual report will include: (i) this Policy and any amendments hereto; (ii) an explanation of this Policy and any amendments hereof; (iii) a list of the year's Procurement Contracts and their status and selection process; (iv) a list of the aforesaid contracts entered into with New York State Business Enterprises (as defined in Public Authorities Law, Section 2879(3)(i)), and the subject matter and value thereof; (v) a list of the aforesaid contracts entered into with Foreign Business Enterprises and the subject matter and value thereof; (vi) a list of contracts entered into with certified MWBEs and value thereof; (vii) all referrals made and all penalties imposed pursuant to Executive Law Section 316; and (viii) a list of Procurement Contracts exempted from reporting in the Contract Reporter and the basis for each exemption. The annual report on Procurement Contracts, after being approved by the Board, shall be submitted to the Division of the Budget with copies to the Department of Audit and Control, the Department of Economic Development, the Senate Finance Committee and the Assembly Ways and Means Committee.

XIII. Miscellaneous Provisions

- A. The Authority's failure to comply with the provisions of this Policy shall not alter, modify the terms of, affect the validity of, or impair any of the Authority's rights or privileges under any Procurement Contract to which the Authority is a party, nor shall it provide any rights or privileges to an entity seeking a Procurement Contract with the Authority.
- B. The Authority may allow other Federal, State or local entities to purchase goods or services through an Authority Procurement Contract provided it would be in the Authority's best interests to do so and such procurement is acceptable to the contractor.

SECTION:

POLICIES – PURCHASING



**Thruway
Authority**

NUMBER: **25-5-01**

SUBJECT:

**PROCUREMENT
CONTRACTS**

December 5, 2022

DATE

14

PAGE

ATTACHMENT 1

A. Types of Goods Purchased

The following is an illustrative (but not exclusive) list of the types of goods the Authority has purchased in the past and may purchase in the future:

- Office equipment, furniture and supplies such as fax machines, copiers, audio/video equipment, copier toner and paper;
- Computer equipment and supplies such as mainframe components and related equipment, personal computers, software, and peripheral equipment, accessories and supplies;
- Heavy construction equipment such as bulldozers, wheel loaders, crawler loaders, excavators and pavers;
- Marine fleet vessels and related equipment such as barges, tugs and marine generators;
- Motorized automotive truck fleet and related equipment such as diesel and gas trucks of all sizes, plow trucks, plow attachments, material spreaders, aerial lift trucks and tow trucks;
- Prefabricated buildings, building equipment such as furnaces, boilers, and air conditioners, and building maintenance equipment and supplies;
- Uniforms for employees;
- Road maintenance materials such as salt, ice control abrasives and de-icing solutions;
- Highway construction materials such as asphaltic materials, sand, stone, gravel and ready-mix concrete;
- Property maintenance equipment and supplies such as mowers, tractors and associated equipment;
- Telecommunication systems utilizing conventional and fiber optic technologies including cell phones, pagers, telephone switching equipment, radios, radio towers, equipment and accessories;

SECTION:

POLICIES – PURCHASING



**Thruway
Authority**

NUMBER: **25-5-01**

SUBJECT:

**PROCUREMENT
CONTRACTS**

December 5, 2022

DATE

15

PAGE

- Intelligent transportation systems equipment supporting E-ZPass[®] and automatic vehicle identification (AVI);
- Sign fabrication materials, equipment and supplies including aluminum sheets and sign blanks, reflective sheeting and sign making machines;
- Building security systems, fire alarms and suppression systems, and card access and badging systems.

B. Types of Services Purchased

The Authority purchases services for a variety of reasons including, but not limited to, the need to: augment in-house staff; provide expertise in specialized areas; provide independent review; serve as a liaison with certain entities; and handle specialized matters expeditiously. The following is an illustrative (but not exclusive) list of the types of services the Authority has purchased in the past or may purchase in the future:

- Legal
Provide legal services to the Authority in the areas of bond and note financing, environmental review compliance, litigation, real property matters, labor issues, intellectual property, technology and computer law, insurance law and government relations.
- Construction
Construction, reconstruction, repair, rehabilitation, and improvement of highway, bridges and other facilities under the jurisdiction of the Authority.
- Expert Witness
Provide the Authority with expert analysis of issues raised in litigation and serve as expert witness at trial as needed. Such issues may include, but shall not be limited to: medical assessment of personal injuries, economic analysis of potential lost earnings and accident reconstruction.
- Audit and Accounting
Provide audit services pertaining to the year-end preparation of financial statements for the Authority in conformance with generally accepted accounting principles. Perform special audits and provide financial advisory services as requested.
- Building Maintenance and Security
Provide building maintenance services such as janitorial, HVAC, rubbish removal, electrical preventive maintenance, elevator inspection and maintenance, and security, including guards.

SECTION:

POLICIES – PURCHASING

Thruway
Authority

SUBJECT:

PROCUREMENT
CONTRACTS

December 5, 2022

DATE

16

PAGE

- Investment Banking
Competitive sales: Purchase and distribute Authority debt issuances. Negotiated sales: Provide assistance in the preparation, sale, marketing and distribution of Authority debt issuances.
- Environmental
Provide environmental services such as hazardous waste removal and disposal, asbestos removal, air quality testing and weather forecasting.
- Financial/Transportation/Counting
Provide courier and money counting services from toll facilities to banking facilities and Dun and Bradstreet financial reporting.
- Trustee Banking Services
Provide banking services to monitor the timely receipt of debt service payments, compliance and reserve requirements, retirement of debt, collateral evaluations and other services as required by the various debt resolutions.
- Communications
Provide radio and intercom installation, highway advisory radio installation and radio tower installation.
- Engineering
Provide engineering services for Authority owned or operated facilities, including but not limited to, design and construction inspection engineering services.
- Architectural
Provide architectural services for Authority owned or operated facilities.
- Surveying
Provide surveys of Authority owned properties to establish boundaries, utility locations, etc.
- Real Property Advisory Services
Assist the Authority with evaluations of Authority property including the value and potential uses thereof.
- Computer Programming Services
Assist the Authority with the design, implementation and operation of computer programs that will enable the Authority to function more efficiently.

SECTION:

POLICIES – PURCHASING



**Thruway
Authority**

NUMBER: **25-5-01**

SUBJECT:

**PROCUREMENT
CONTRACTS**

December 5, 2022

DATE

17

PAGE

- Health
Provide health care services such as medical testing, nursing and prescription eyeglass services.
- Equipment Maintenance
Provide routine service and repair of office, data processing, bridge, building, highway maintenance and motorized equipment.
- Risk Management Consulting
Provide risk management services to assist the Authority with its insurance program.
- Training
Provide supervisory and special skills to Authority employees.
- Printing
Provide financial printing services based upon specifications and detail developed by the Authority. Provide various technical printing services relative to the reproduction of forms and other printed matter. Provide technical, graphic, layout and printing services in connection with production of the Authority's annual report and any other reports, brochures, maps or printed matter that may be necessary or desirable.