

# NEW YORK STATE THRUWAY AUTHORITY STANDARD SHEETS VOLUME 2 - BOOK 4 OF 4

## BUFFALO DIVISION LANE CLOSURE CHARTS

TA 619-35 - 1,150 VEHICLES PER HOUR

TA 619-36 - 1,300 VEHICLES PER HOUR

NOTE: INDIVIDUAL STANDARD SHEETS IN THIS BOOK BECOME PART OF A CONTRACT BY REFERENCE TO THE SHEET NUMBER IN THE PROJECT PLANS OR PROPOSAL. THIS ENTIRE BOOK IS OFFICIALLY FINALIZED AND ADOPTED AS OF THE DATE SHOWN ON THIS COVER.



**KATHY HOCHUL**  
Governor  
**ROBERT L. MEGNA**  
Chair  
**FRANK G. HOARE, ESQ.**  
Executive Director


**U.S. CUSTOMARY UNITS**  
DEPARTMENT OF ENGINEERING  
OFFICE OF DESIGN SUPPORT SERVICES  
JANUARY 1, 2026

New York State Thruway Authority Standard Sheets - Volume 1			
SHEET NO.	SUBJECT	ISSUED BY	EFFECTIVE
TA 201-01	Clearing and Grubbing (Dwg. CG)	DB 18-006	01/01/2019
TA 203-01	Shoulder Backup 1R Projects (Dwg. SB)	DB 18-001	05/01/2018
TA 203-02	Slope Flattening Details	DB 17-001	07/01/2017
TA 404-01	Highway Pavement Repair Details (Dwg. PRD)	DB 24-003	09/01/2024
TA 404-02	Bridge Deck Wearing Course Resurfacing (Dwg. BDR)	DB 24-002	06/01/2024
TA 404-03	Overhead Bridge Underclearance Improvement (Dwg. BU)	DB 24-002	06/01/2024
TA 603-01	Culvert Extension Details	DB 22-004	09/01/2022
TA 605-01	Underdrain Details	DB 24-002	06/01/2024
TA 606-01	Modified Thrie Beam (Mod.) Guiderail (Dwg. GR-1)	DB 18-006	01/01/2019
TA 606-02	Vacant	DB 20-003	01/01/2021
TA 606-03	Corrugated Median Barrier to Corrugated Beam Guide Railing Transition Detail D (Dwg. GR-4)	DB 20-003	01/01/2021
TA 606-04	Box Beam to 42" Single Slope Half Section Concrete Barrier Pier Protection (Dwg. GR-5)	DB 18-005	11/01/2018
TA 606-05	HPBO (Mod.) Corrugated Beam to 42" Single Slope Half Section Concrete Barrier Pier Protection (Dwg. GR-6)	DB 18-005	11/01/2018
TA 606-06	Typical U-Turn Median Rail Layout and Roadway Transverse Section	DB 24-002	06/01/2024
TA 606-07	Modified Thrie Beam Guiderail with Rock Rail (Sheets 1-2)	DB 18-006	01/01/2019
TA 606-08	Transition HPBO Corrugated Beam Median Guide Railing to HPBO Corrugated Beam Guide Railing	DB 25-003	01/01/2026
TA 611-01	Living Snow Fences	DB 21-001	10/01/2021
TA 614-01	Tree Removal	DB 20-002	09/01/2020
TA 619-01	Work Zone Traffic Control Tables & Legend	EI 16-001	01/01/2017
TA 619-02	General Work Zone Traffic Control Notes & Channelizing Devices	DB 21-001	10/01/2021
TA 619-03	Shoulder Closure Short-Term or Intermediate-Term Stationary	DB 18-003	09/01/2018
TA 619-04	Shoulder Closure Short-Duration Stationary and Mobile	DB 18-003	09/01/2018
TA 619-05	Signing & Delineation for Shoulder Work Spaces with Temporary Concrete Barrier	DB 19-001	05/01/2019
TA 619-06	Work Beyond Shoulder	DB 18-005	11/01/2018
TA 619-07	Be Prepared to Stop and Uneven Lanes Signing	DB 19-001	05/01/2019
TA 619-08	Single Lane Closure Short- or Intermediate-Term Stationary: 65 MPH Zone	DB 19-001	05/01/2019
TA 619-09	Double Lane Closure Short- or Intermediate-Term Stationary: 65 MPH Zone	DB 19-001	05/01/2019
TA 619-10	Center Lane Closure Short- or Intermediate-Term Stationary: 65 MPH Zone	DB 19-001	05/01/2019
TA 619-11	Lane Shift: 65 MPH Zone	DB 19-001	05/01/2019
TA 619-12	Single Lane Closure Short- or Intermediate-Term Stationary: 55 MPH Zone	DB 19-001	05/01/2019
TA 619-13	Double Lane Closure Short- or Intermediate-Term Stationary: 55 MPH Zone	DB 19-001	05/01/2019
TA 619-14	Center Lane Closure Short- or Intermediate-Term Stationary: 55 MPH Zone	DB 19-001	05/01/2019
TA 619-15	Lane Shift: 55 MPH Zone	DB 19-001	05/01/2019
TA 619-16	Work Zone Traffic Control at Interchanges, Service Areas and Parking Areas	DB 19-001	05/01/2019
TA 619-17	Work Zone Traffic Control for Miscellaneous Operations	DB 22-005	01/01/2023
TA 619-18	Mobile Lane Closure	DB 19-001	05/01/2019
TA 619-19	Mobile Lane Closure: Narrow Shoulder Area	DB 19-001	05/01/2019
TA 619-20	Short-Duration Lane Closure	DB 19-001	05/01/2019
TA 619-21	Short-Duration Double Lane Closure	DB 19-001	05/01/2019
TA 619-22	Work Zone Traffic Control Guide for Pavement Striping Operations	DB 20-003	01/01/2021
TA 619-23	Mobile Lane Closure for Pavement Striping Operations	DB 19-001	05/01/2019
TA 619-24	Mobile Lane Closure for Pavement Striping Operations: Narrow Shoulder Area	DB 19-001	05/01/2019
TA 619-25	Work Zone Traffic Control for Pavement Striping Operations at Interchanges, Service Areas and Parking Areas	DB 19-001	05/01/2019
TA 619-26	Temporary Rock Catchment Barrier (Sheets 1-3)	DB 19-001	05/01/2019
TA 619-27	Workzone Overhead Gantry Signing	DB 22-002	06/01/2022
TA 625-01	ROW and Survey Markers	EI 16-001	01/01/2017
TA 645-01	Wrong Way Deterrence Sign	DB 18-003	09/01/2018
TA 646-01	Reference Marker Details (Sheets 1-2)	DB 24-002	06/01/2024
TA 670-01	Fiber Optic & Backbone Handhole Relocation Details	DB 17-001	07/01/2017
TA 680-01	Inductance Loop Installation	DB 18-001	05/01/2018
TA 680-02	Highway Advisory Radio (Sheets 1-9)	EI 16-001	01/01/2017
TA 685-01	Pavement Marking Details: Asphalt and Concrete Pavement (Sheets 1-2)	DB 23-002	09/01/2023
TA 685-02	Pavement Marking Details: Tapered Acceleration and Deceleration Lanes	DB 25-003	01/01/2026
TA 685-03	Vacant	DB 21-001	10/01/2021
TA 685-04	Temporary Pavement Marking Details	DB 18-002	07/01/2018
TA 690-01	Loop and Treadle Plan (Sheets 1-2)	DB 17-001	07/01/2017
TA 690-02	Toll Lane Slab Reinforcement Plan	DB 17-001	07/01/2017
TA 690-03	10 ft Treadle Frame (Sheets 1-4)	DB 19-002	01/01/2020

The officially adopted New York State Thruway Authority Standard Sheets book is available on the Thruway Authority's website at:  
<http://www.thruway.ny.gov/business/contractors/standard-sheets/index.shtml>

New York State Thruway Authority Standard Sheets - Volume 2			
SHEET NO.	SUBJECT	ISSUED BY	EFFECTIVE
Book 1			
TA 619-30	New York Division Traffic Management Tables (Sheets 1-28)	DB 25-002	05/01/2025
Book 2			
TA 619-31	Albany Division 1,150 Veh/Hr/Lane Traffic Management Tables (Sheets 1-18)	DB 25-002	05/01/2025
TA 619-32	Albany Division 1,300 Veh/Hr/Lane Traffic Management Tables (Sheets 1-18)	DB 25-002	05/01/2025
Book 3			
TA 619-33	Syracuse Division 1,150 Veh/Hr/Lane Traffic Management Tables (Sheets 1-18)	DB 25-002	05/01/2025
TA 619-34	Syracuse Division 1,300 Veh/Hr/Lane Traffic Management Tables (Sheets 1-18)	DB 25-002	05/01/2025
Book 4			
TA 619-35	Buffalo Division 1,150 Veh/Hr/Lane Traffic Management Tables (Sheets 1-37)	DB 25-002	05/01/2025
TA 619-36	Buffalo Division 1,300 Veh/Hr/Lane Traffic Management Tables (Sheets 1-37)	DB 25-002	05/01/2025

The officially adopted New York State Thruway Authority Standard Sheets book is available on the Thruway Authority's website at:  
<http://www.thruway.ny.gov/business/contractors/standard-sheets/index.shtml>



Thruway  
Authority

U.S. CUSTOMARY STANDARD SHEET

INDEX OF STANDARD SHEETS ISSUED  
01/01/2026

APPROVED JANUARY 1, 2026

/S/ ROBERT COURNOYER, P.E.  
DIRECTOR HIGHWAY DESIGN  
BUREAU

ISSUED UNDER DB 25-003

I-1

## I-90 WESTBOUND INTERCHANGES 45 TO 46 (1,150 VEH/HR/LANE)

### LANES REQUIRED TO BE OPEN BY HOUR AND TIME OF DAY

## SPRING SEASON

MARCH 1 THRU MAY 20

HR/DAY	MON	TUES	WEDS	THUR	FRI	SAT	SUN
0	1	1	1	1	1	1	1
1	1	1	1	1	1	1	1
2	1	1	1	1	1	1	1
3	1	1	1	1	1	1	1
4	1	1	1	1	1	1	1
5	1	1	1	1	1	1	1
6	1	1	1	1	1	1	1
7	2	2	2	2	2	1	1
8	2	1	1	1	1	1	1
9	1	1	1	1	1	1	1
10	1	1	1	1	2	2	1
11	1	1	1	1	2	2	1
12	2	1	1	1	2	2	1
13	2	1	1	1	2	2	1
14	2	1	1	2	2	1	2
15	2	1	2	2	2	1	2
16	2	2	2	2	2	1	2
17	2	2	2	2	2	1	2
18	1	1	1	1	2	1	2
19	1	1	1	1	1	1	1
20	1	1	1	1	1	1	1
21	1	1	1	1	1	1	1
22	1	1	1	1	1	1	1
23	1	1	1	1	1	1	1

## SUMMER SEASO

MAY 21 THRU SEPTEMBER 15

HR/DAY	MON	TUES	WEDS	THUR	FRI	SAT	SUN
0	1	1	1	1	1	1	1
1	1	1	1	1	1	1	1
2	1	1	1	1	1	1	1
3	1	1	1	1	1	1	1
4	1	1	1	1	1	1	1
5	1	1	1	1	1	1	1
6	1	1	1	1	1	1	1
7	2	2	2	2	2	1	1
8	2	2	2	2	2	1	1
9	2	2	2	2	2	2	1
10	2	2	2	2	2	2	2
11	2	2	2	2	2	2	2
12	2	2	2	2	2	2	2
13	2	2	2	2	2	2	2
14	2	2	2	2	2	2	2
15	2	2	2	2	2	2	2
16	2	2	2	2	2	2	2
17	2	2	2	2	2	2	2
18	2	1	1	2	2	2	2
19	2	1	1	1	2	1	2
20	1	1	1	1	1	1	2
21	1	1	1	1	1	1	1
22	1	1	1	1	1	1	1
23	1	1	1	1	1	1	1

### LANES REQUIRED TO BE OPEN BY HOUR AND TIME OF DAY

## FALL SEASO

**SEPTEMBER 16 THRU November 30**

HR/DAY	MON	TUES	WEDS	THUR	FRI	SAT	SUN
0	1	1	1	1	1	1	1
1	1	1	1	1	1	1	1
2	1	1	1	1	1	1	1
3	1	1	1	1	1	1	1
4	1	1	1	1	1	1	1
5	1	1	1	1	1	1	1
6	1	1	1	1	1	1	1
7	2	2	2	2	2	1	1
8	1	2	2	2	2	1	1
9	1	1	1	1	1	1	1
10	1	1	1	1	1	2	2
11	1	1	1	1	2	2	2
12	2	1	1	1	2	2	2
13	2	1	2	1	2	2	2
14	2	2	2	2	2	2	2
15	2	2	2	2	2	2	2
16	2	2	2	2	2	2	2
17	2	2	2	2	2	2	2
18	1	1	1	1	2	1	2
19	1	1	1	1	1	1	2
20	1	1	1	1	1	1	1
21	1	1	1	1	1	1	1
22	1	1	1	1	1	1	1
23	1	1	1	1	1	1	1

## WINTER SEAS

**DECEMBER 1 THRU February 2**

HR/DAY	MON	TUES	WEDS	THUR	FRI	SAT	SUN
0	1	1	1	1	1	1	1
1	1	1	1	1	1	1	1
2	1	1	1	1	1	1	1
3	1	1	1	1	1	1	1
4	1	1	1	1	1	1	1
5	1	1	1	1	1	1	1
6	1	1	1	1	1	1	1
7	2	2	2	2	2	1	1
8	1	2	2	2	1	1	1
9	1	1	1	1	1	1	1
10	1	1	1	1	1	1	1
11	1	1	1	1	1	1	1
12	1	1	1	1	1	1	1
13	1	1	1	1	2	1	1
14	1	1	1	1	2	1	1
15	2	1	1	2	2	1	2
16	2	1	1	2	2	1	1
17	1	1	1	1	2	1	1
18	1	1	1	1	1	1	1
19	1	1	1	1	1	1	1
20	1	1	1	1	1	1	1
21	1	1	1	1	1	1	1
22	1	1	1	1	1	1	1
23	1	1	1	1	1	1	1

## I-90 EASTBOUND INTERCHANGES 46 TO 45 (1,150 VEH/HR/LANE)

### LANES REQUIRED TO BE OPEN BY HOUR AND TIME OF DAY

## SPRING SEASON

MARCH 1 THRU MAY 20

HR/DAY	MON	TUES	WEDS	THUR	FRI	SAT	SUN
0	1	1	1	1	1	1	1
1	1	1	1	1	1	1	1
2	1	1	1	1	1	1	1
3	1	1	1	1	1	1	1
4	1	1	1	1	1	1	1
5	1	1	1	1	1	1	1
6	1	1	1	1	1	1	1
7	1	1	1	1	1	1	1
8	1	1	1	1	1	1	1
9	1	1	1	1	2	1	1
10	1	1	1	1	2	2	1
11	2	1	1	1	2	2	2
12	2	1	1	1	2	2	2
13	2	1	1	2	2	1	2
14	2	1	2	2	2	2	2
15	2	2	2	2	2	2	2
16	2	2	2	2	2	2	2
17	2	2	2	2	2	1	2
18	1	1	1	1	2	1	1
19	1	1	1	1	1	1	1
20	1	1	1	1	1	1	1
21	1	1	1	1	1	1	1
22	1	1	1	1	1	1	1
23	1	1	1	1	1	1	1

## SUMMER SEASON

MAY 21 THRU SEPTEMBER 15

HR/DAY	MON	TUES	WEDS	THUR	FRI	SAT	SUN
0	1	1	1	1	1	1	1
1	1	1	1	1	1	1	1
2	1	1	1	1	1	1	1
3	1	1	1	1	1	1	1
4	1	1	1	1	1	1	1
5	1	1	1	1	1	1	1
6	1	1	1	1	1	1	1
7	1	1	1	1	1	1	1
8	1	1	1	1	2	1	1
9	2	1	1	2	2	2	2
10	2	2	2	2	2	2	2
11	2	2	2	2	2	2	2
12	2	2	2	2	2	2	2
13	2	2	2	2	2	2	2
14	2	2	2	2	2	2	2
15	2	2	2	2	2	2	2
16	2	2	2	2	2	2	2
17	2	2	2	2	2	2	2
18	1	1	2	2	2	1	2
19	1	1	1	1	2	1	2
20	1	1	1	1	1	1	1
21	1	1	1	1	1	1	1
22	1	1	1	1	1	1	1
23	1	1	1	1	1	1	1

LANES REQUIRED TO BE OPEN BY HOUR AND TIME OF DAY

## FALL SEASO

**SEPTEMBER 16 THRU November**

HR/DAY	MON	TUES	WEDS	THUR	FRI	SAT	SUN
0	1	1	1	1	1	1	1
1	1	1	1	1	1	1	1
2	1	1	1	1	1	1	1
3	1	1	1	1	1	1	1
4	1	1	1	1	1	1	1
5	1	1	1	1	1	1	1
6	1	1	1	1	1	1	1
7	1	1	1	1	1	1	1
8	1	1	1	1	1	1	1
9	1	1	1	1	2	1	1
10	2	1	1	1	2	2	2
11	2	1	1	1	2	2	2
12	2	2	2	1	2	2	2
13	2	2	2	1	2	2	2
14	2	2	2	2	2	2	2
15	2	2	2	2	2	2	2
16	2	2	2	2	2	2	2
17	2	2	2	2	2	1	2
18	1	1	1	1	2	1	2
19	1	1	1	1	1	1	2
20	1	1	1	1	1	1	1
21	1	1	1	1	1	1	1
22	1	1	1	1	1	1	1
23	1	1	1	1	1	1	1

## WINTER SEA

**DECEMBER 1 THRU February 2**

HR/DAY	MON	TUES	WEDS	THUR	FRI	SAT	SUN
0	1	1	1	1	1	1	1
1	1	1	1	1	1	1	1
2	1	1	1	1	1	1	1
3	1	1	1	1	1	1	1
4	1	1	1	1	1	1	1
5	1	1	1	1	1	1	1
6	1	1	1	1	1	1	1
7	1	1	1	1	1	1	1
8	1	1	1	1	1	1	1
9	1	1	1	1	1	1	1
10	1	1	1	1	1	1	1
11	1	1	1	1	2	1	1
12	1	1	1	1	2	1	2
13	1	1	1	1	2	1	2
14	1	1	1	1	2	1	2
15	2	2	2	2	2	1	2
16	2	2	2	2	2	1	1
17	2	2	2	2	2	1	1
18	1	1	1	1	1	1	1
19	1	1	1	1	1	1	1
20	1	1	1	1	1	1	1
21	1	1	1	1	1	1	1
22	1	1	1	1	1	1	1
23	1	1	1	1	1	1	1

## NOTES

- 1) THE NEW YORK STATE THRUWAY IS A LIMITED ACCESS, HIGH-SPEED, HIGH-VOLUME HIGHWAY. TRAFFIC SHALL BE MAINTAINED IN ACCORDANCE WITH THE *MANUAL ON UNIFORM TRAFFIC CONTROL DEVICES (MUTCD)*, THE *WORK ZONE TRAFFIC CONTROL PLANS*, AND THE *STANDARD SPECIFICATIONS* SECTION 619 AS AMENDED BY THE AUTHORITY.
- 2) LANE CLOSURES ON THE THRUWAY SHALL ONLY BE ALLOWED IN ACCORDANCE WITH THESE TRAFFIC MANAGEMENT TABLE(S), UNLESS INDICATED OTHERWISE IN THE CONTRACT PLANS OR PROPOSAL DOCUMENTS.
- 3) LANE CLOSURE CHARTS SHALL APPLY AS FOLLOWS:
  - 1,150 VEH/HR/LANE: APPLIES TO ALL WORK CONSIDERED DISRUPTIVE TO TRAFFIC.
  - 1,300 VEH/HR/LANE: APPLIES TO ALL WORK NOT CONSIDERED DISRUPTIVE TO TRAFFIC. WORK SHOULD BE ABLE TO BE IMMEDIATELY STOPPED AND LANE CLOSURE(S) REMOVED IN THE EVENT QUEUES, GREATER THAN 1 MILE, DEVELOP.

**Thruway  
Authority**

U.S. CUSTOMARY STANDARD SHEET

LANE CLOSURE CHARTS  
1,150 VEHICLES PER HOUR  
BUFFALO DIVISION  
(SHEET 1 OF 37)

APPROVED MAY 1, 2025

/S/ ROBERT COURNOYER, P.E.  
DIRECTOR HIGHWAY DESIGN  
BUREAU

ISSUED UNDER DB 25-002

**TA 619-35**

I-90 WESTBOUND INTERCHANGES 46 TO 47 (1,150 VEH/HR/LANE)

LANES REQUIRED TO BE OPEN BY HOUR AND TIME OF DAY

SPRING SEASON

MARCH 1 THRU MAY 20

HR/DAY	MON	TUES	WEDS	THUR	FRI	SAT	SUN
0	1	1	1	1	1	1	1
1	1	1	1	1	1	1	1
2	1	1	1	1	1	1	1
3	1	1	1	1	1	1	1
4	1	1	1	1	1	1	1
5	1	1	1	1	1	1	1
6	1	1	1	1	1	1	1
7	1	1	1	1	1	1	1
8	1	1	1	1	1	1	1
9	1	1	1	1	1	1	1
10	1	1	1	1	1	1	1
11	1	1	1	1	2	2	1
12	1	1	1	1	2	2	1
13	2	1	1	1	2	1	1
14	2	1	1	1	2	1	2
15	2	1	2	2	2	1	2
16	2	2	2	2	2	1	2
17	2	1	2	2	2	1	2
18	1	1	1	1	2	1	2
19	1	1	1	1	1	1	1
20	1	1	1	1	1	1	1
21	1	1	1	1	1	1	1
22	1	1	1	1	1	1	1
23	1	1	1	1	1	1	1

SUMMER SEASON

MAY 21 THRU SEPTEMBER 15

HR/DAY	MON	TUES	WEDS	THUR	FRI	SAT	SUN
0	1	1	1	1	1	1	1
1	1	1	1	1	1	1	1
2	1	1	1	1	1	1	1
3	1	1	1	1	1	1	1
4	1	1	1	1	1	1	1
5	1	1	1	1	1	1	1
6	1	1	1	1	1	1	1
7	1	1	1	1	1	1	1
8	1	1	1	1	1	1	1
9	1	1	1	1	2	2	1
10	2	2	1	2	2	2	2
11	2	2	2	2	2	2	2
12	2	2	2	2	2	2	2
13	2	2	2	2	2	2	2
14	2	2	2	2	2	2	2
15	2	2	2	2	2	2	2
16	2	2	2	2	2	2	2
17	2	2	2	2	2	2	2
18	2	1	1	2	2	2	2
19	1	1	1	1	2	1	2
20	1	1	1	1	1	1	2
21	1	1	1	1	1	1	1
22	1	1	1	1	1	1	1
23	1	1	1	1	1	1	1

LANES REQUIRED TO BE OPEN BY HOUR AND TIME OF DAY

FALL SEASON

SEPTEMBER 16 THRU November 30

HR/DAY	MON	TUES	WEDS	THUR	FRI	SAT	SUN
0	1	1	1	1	1	1	1
1	1	1	1	1	1	1	1
2	1	1	1	1	1	1	1
3	1	1	1	1	1	1	1
4	1	1	1	1	1	1	1
5	1	1	1	1	1	1	1
6	1	1	1	1	1	1	1
7	1	1	1	1	1	1	1
8	1	1	1	1	1	1	1
9	1	1	1	1	1	1	2
10	1	1	1	1	1	1	2
11	1	1	1	1	2	2	2
12	1	1	1	1	2	2	2
13	2	1	1	1	2	2	2
14	2	2	2	2	2	2	2
15	2	2	2	2	2	2	2
16	2	2	2	2	2	2	2
17	2	2	2	2	2	1	2
18	1	1	1	1	2	1	2
19	1	1	1	1	1	1	2
20	1	1	1	1	1	1	1
21	1	1	1	1	1	1	1
22	1	1	1	1	1	1	1
23	1	1	1	1	1	1	1

WINTER SEAS.

DECEMBER 1 THRU February 28

HR/DAY	MON	TUES	WEDS	THUR	FRI	SAT	SUN
0	1	1	1	1	1	1	1
1	1	1	1	1	1	1	1
2	1	1	1	1	1	1	1
3	1	1	1	1	1	1	1
4	1	1	1	1	1	1	1
5	1	1	1	1	1	1	1
6	1	1	1	1	1	1	1
7	1	1	1	1	1	1	1
8	1	1	1	1	1	1	1
9	1	1	1	1	1	1	1
10	1	1	1	1	1	1	1
11	1	1	1	1	1	1	1
12	1	1	1	1	1	1	1
13	1	1	1	1	1	1	1
14	1	1	1	1	2	1	1
15	2	1	1	1	2	1	1
16	2	1	1	2	2	1	1
17	1	1	1	1	2	1	1
18	1	1	1	1	1	1	1
19	1	1	1	1	1	1	1
20	1	1	1	1	1	1	1
21	1	1	1	1	1	1	1
22	1	1	1	1	1	1	1
23	1	1	1	1	1	1	1

I-90 EASTBOUND INTERCHANGES 47 TO 46 (1,150 VEH/HR/LANE)

LANES REQUIRED TO BE OPEN BY HOUR AND TIME OF DAY

SPRING SEASON

MARCH 1 THRU MAY 20

HR/DAY	MON	TUES	WEDS	THUR	FRI	SAT	SUN
0	1	1	1	1	1	1	1
1	1	1	1	1	1	1	1
2	1	1	1	1	1	1	1
3	1	1	1	1	1	1	1
4	1	1	1	1	1	1	1
5	1	1	1	1	1	1	1
6	1	1	1	1	1	1	1
7	1	1	1	1	1	1	1
8	1	1	1	1	1	1	1
9	1	1	1	1	1	1	1
10	1	1	1	1	2	1	1
11	2	1	1	1	2	1	2
12	2	1	1	1	2	1	2
13	2	1	1	1	2	1	2
14	2	1	1	1	2	1	2
15	2	1	1	2	2	1	2
16	2	1	2	2	2	1	2
17	1	1	1	2	2	1	2
18	1	1	1	1	2	1	1
19	1	1	1	1	1	1	1
20	1	1	1	1	1	1	1
21	1	1	1	1	1	1	1
22	1	1	1	1	1	1	1
23	1	1	1	1	1	1	1

SUMMER SEASON

MAY 21 THRU SEPTEMBER 15

HR/DAY	MON	TUES	WEDS	THUR	FRI	SAT	SUN
0	1	1	1	1	1	1	1
1	1	1	1	1	1	1	1
2	1	1	1	1	1	1	1
3	1	1	1	1	1	1	1
4	1	1	1	1	1	1	1
5	1	1	1	1	1	1	1
6	1	1	1	1	1	1	1
7	1	1	1	1	1	1	1
8	1	1	1	2	2	1	1
9	2	1	2	2	2	2	2
10	2	2	2	2	2	2	2
11	2	2	2	2	2	2	2
12	2	2	2	2	2	2	2
13	2	2	2	2	2	2	2
14	2	2	2	2	2	2	2
15	2	2	2	2	2	2	2
16	2	2	2	2	2	2	2
17	2	2	2	2	2	2	2
18	1	1	1	2	2	1	2
19	1	1	1	1	2	1	2
20	1	1	1	1	1	1	1
21	1	1	1	1	1	1	1
22	1	1	1	1	1	1	1
23	1	1	1	1	1	1	1

LANES REQUIRED TO BE OPEN BY HOUR AND TIME OF DAY

FALL SEASON

SEPTEMBER 16 THRU November 30

HR/DAY	MON	TUES	WEDS	THUR	FRI	SAT	SUN
0	1	1	1	1	1	1	1
1	1	1	1	1	1	1	1
2	1	1	1	1	1	1	1
3	1	1	1	1	1	1	1
4	1	1	1	1	1	1	1
5	1	1	1	1	1	1	1
6	1	1	1	1	1	1	1
7	1	1	1	1	1	1	1
8	1	1	1	1	1	1	1
9	1	1	1	1	2	1	1
10	2	1	1	1	2	2	2
11	2	1	1	1	2	2	2
12	2	1	1	1	2	1	2
13	2	1	1	1	2	1	2
14	2	2	1	1	2	1	2
15	2	2	1	2	2	1	2
16	2	2	1	2	2	1	2
17	1	1	1	1	2	1	2
18	1	1	1	1	2	1	2
19	1	1	1	1	1	1	2
20	1	1	1	1	1	1	1
21	1	1	1	1	1	1	1
22	1	1	1	1	1	1	1
23	1	1	1	1	1	1	1

WINTER SEAS.

DECEMBER 1 THRU February 28

HR/DAY	MON	TUES	WEDS	THUR	FRI	SAT	SUN
0	1	1	1	1	1	1	1
1	1	1	1	1	1	1	1
2	1	1	1	1	1	1	1
3	1	1	1	1	1	1	1
4	1	1	1	1	1	1	1
5	1	1	1	1	1	1	1
6	1	1	1	1	1	1	1
7	1	1	1	1	1	1	1
8	1	1	1	1	1	1	1
9	1	1	1	1	1	1	1
10	1	1	1	1	1	1	1
11	1	1	1	1	1	1	1
12	1	1	1	1	1	1	2
13	1	1	1	1	1	1	2
14	1	1	1	1	1	1	2
15	1	1	1	1	2	1	2
16	1	1	1	1	2	1	2
17	1	1	1	1	2	1	2
18	1	1	1	1	1	1	1
19	1	1	1	1	1	1	1
20	1	1	1	1	1	1	1
21	1	1	1	1	1	1	1
22	1	1	1	1	1	1	1
23	1	1	1	1	1	1	1

NOTES:

- 1) THE NEW YORK STATE THRUWAY IS A LIMITED ACCESS, HIGH-SPEED, HIGH-VOLUME HIGHWAY. TRAFFIC SHALL BE MAINTAINED IN ACCORDANCE WITH THE *MANUAL ON UNIFORM TRAFFIC CONTROL DEVICES (MUTCD)*, THE *WORK ZONE TRAFFIC CONTROL PLANS*, AND THE *STANDARD SPECIFICATIONS* SECTION 619 AS AMENDED BY THE AUTHORITY.
- 2) LANE CLOSURES ON THE THRUWAY SHALL ONLY BE ALLOWED IN ACCORDANCE WITH THESE TRAFFIC MANAGEMENT TABLE(S), UNLESS INDICATED OTHERWISE IN THE CONTRACT PLANS OR PROPOSAL DOCUMENTS.
- 3) LANE CLOSURE CHARTS SHALL APPLY AS FOLLOWS:

- 1,150 VEH/HR/LANE: APPLIES TO ALL WORK CONSIDERED DISRUPTIVE TO TRAFFIC.

- 1,300 VEH/HR/LANE: APPLIES TO ALL WORK NOT CONSIDERED DISRUPTIVE TO TRAFFIC. WORK SHOULD BE ABLE TO BE IMMEDIATELY STOPPED AND LANE CLOSURE(S) REMOVED IN THE EVENT QUEUES, GREATER THAN 1 MILE, DEVELOP.



U.S. CUSTOMARY STANDARD SHEET

LANE CLOSURE CHARTS  
1,150 VEHICLES PER HOUR  
BUFFALO DIVISION  
(SHEET 2 OF 37)

APPROVED MAY 1, 2025

ISSUED UNDER DB 25-002

/S/ ROBERT COURNOYER, P.E.  
DIRECTOR HIGHWAY DESIGN  
BUREAU



**I-90 WESTBOUND INTERCHANGES 47 TO 48 (1,150 VEH/HR/LANE)**

### LANES REQUIRED TO BE OPEN BY HOUR AND TIME OF DAY

## SPRING SEASON

MARCH 1 THRU MAY 20

## SUMMER SEASON

MAY 21 THRU SEPTEMBER 15

HR/DAY	MON	TUES	WEDS	THUR	FRI	SAT	SUN
0	1	1	1	1	1	1	1
1	1	1	1	1	1	1	1
2	1	1	1	1	1	1	1
3	1	1	1	1	1	1	1
4	1	1	1	1	1	1	1
5	1	1	1	1	1	1	1
6	1	1	1	1	1	1	1
7	2	1	1	1	1	1	1
8	2	2	2	2	2	1	1
9	2	2	2	2	2	2	1
10	2	2	2	2	2	2	2
11	2	2	2	2	2	2	2
12	2	2	2	2	2	2	2
13	2	2	2	2	2	2	2
14	2	2	2	2	2	2	2
15	2	2	2	2	2	2	2
16	2	2	2	2	2	2	2
17	2	2	2	2	2	2	2
18	2	1	2	2	2	2	2
19	1	1	1	1	2	1	2
20	1	1	1	1	1	1	2
21	1	1	1	1	1	1	1
22	1	1	1	1	1	1	1
23	1	1	1	1	1	1	1

HR/DAY	MON	TUES	WEDS	THUR	FRI	SAT	SUN
0	1	1	1	1	1	1	1
1	1	1	1	1	1	1	1
2	1	1	1	1	1	1	1
3	1	1	1	1	1	1	1
4	1	1	1	1	1	1	1
5	1	1	1	1	1	1	1
6	1	1	1	1	1	1	1
7	2	2	2	2	1	1	1
8	2	2	2	2	2	2	1
9	2	2	2	2	2	2	2
10	2	2	2	2	2	2	2
11	2	2	2	2	2	2	2
12	2	2	2	2	2	2	2
13	2	2	2	2	2	2	2
14	2	2	2	2	2	2	2
15	2	2	2	2	2	2	2
16	2	2	2	2	2	2	2
17	2	2	2	2	2	2	2
18	2	2	2	2	2	2	2
19	2	1	1	2	2	2	2
20	1	1	1	1	2	2	2
21	1	1	1	1	1	1	2
22	1	1	1	1	1	1	1
23	1	1	1	1	1	1	1

LANES REQUIRED TO BE OPEN BY HOUR AND TIME OF DAY

## FALL SEASON

**SEPTEMBER 16 THRU November 30**

HR/DAY	MON	TUES	WEDS	THUR	FRI	SAT	SUN
0	1	1	1	1	1	1	1
1	1	1	1	1	1	1	1
2	1	1	1	1	1	1	1
3	1	1	1	1	1	1	1
4	1	1	1	1	1	1	1
5	1	1	1	1	1	1	1
6	1	1	1	1	1	1	1
7	1	2	1	2	1	1	1
8	2	2	2	2	2	1	2
9	2	2	2	2	2	2	2
10	2	2	2	2	2	2	2
11	2	2	2	2	2	2	2
12	2	2	2	2	2	2	2
13	2	2	2	2	2	2	2
14	2	2	2	2	2	2	2
15	2	2	2	2	2	2	2
16	2	2	2	2	2	2	2
17	2	2	2	2	2	2	2
18	2	2	2	2	2	2	2
19	1	1	1	1	2	1	2
20	1	1	1	1	1	1	2
21	1	1	1	1	1	1	1
22	1	1	1	1	1	1	1
23	1	1	1	1	1	1	1

**WINTER SEAS.**

**DECEMBER 1 THRU February 28**

HR/DAY	MON	TUES	WEDS	THUR	FRI	SAT	SUN
0	1	1	1	1	1	1	1
1	1	1	1	1	1	1	1
2	1	1	1	1	1	1	1
3	1	1	1	1	1	1	1
4	1	1	1	1	1	1	1
5	1	1	1	1	1	1	1
6	1	1	1	1	1	1	1
7	1	1	1	1	1	1	1
8	1	2	2	2	1	1	1
9	1	2	2	2	1	1	2
10	1	2	2	2	2	2	2
11	2	2	2	2	2	2	2
12	2	2	2	2	2	2	2
13	2	2	2	2	2	2	2
14	2	2	2	2	2	2	2
15	2	2	2	2	2	2	2
16	2	2	2	2	2	2	2
17	2	2	2	2	2	2	2
18	1	1	1	1	2	1	1
19	1	1	1	1	1	1	1
20	1	1	1	1	1	1	1
21	1	1	1	1	1	1	1
22	1	1	1	1	1	1	1
23	1	1	1	1	1	1	1

### I-90 EASTBOUND INTERCHANGES 48 TO 47 (1,150 VEH/HR/LANE)

### LANES REQUIRED TO BE OPEN BY HOUR AND TIME OF DAY

## SPRING SEASON

MARCH 1 THRU MAY 20

## SUMMER SEASON

MAY 21 THRU SEPTEMBER 15

HR/DAY	MON	TUES	WEDS	THUR	FRI	SAT	SUN
0	1	1	1	1	1	1	1
1	1	1	1	1	1	1	1
2	1	1	1	1	1	1	1
3	1	1	1	1	1	1	1
4	1	1	1	1	1	1	1
5	1	1	1	1	1	1	1
6	1	1	1	1	1	1	1
7	2	1	1	1	1	1	1
8	2	1	2	2	2	1	1
9	2	1	2	2	2	2	1
10	2	1	2	2	2	2	2
11	2	2	2	2	2	2	2
12	2	2	2	2	2	2	2
13	2	2	2	2	2	2	2
14	2	2	2	2	2	2	2
15	2	2	2	2	2	2	2
16	2	2	2	2	2	2	2
17	2	2	2	2	2	2	2
18	2	1	2	2	2	2	2
19	1	1	1	1	2	1	2
20	1	1	1	1	1	1	2
21	1	1	1	1	1	1	1
22	1	1	1	1	1	1	1
23	1	1	1	1	1	1	1

HR/DAY	MON	TUES	WEDS	THUR	FRI	SAT	SUN
0	1	1	1	1	1	1	1
1	1	1	1	1	1	1	1
2	1	1	1	1	1	1	1
3	1	1	1	1	1	1	1
4	1	1	1	1	1	1	1
5	1	1	1	1	1	1	1
6	1	1	1	1	1	1	1
7	2	2	2	2	2	1	1
8	2	2	2	2	2	2	1
9	2	2	2	2	2	2	2
10	2	2	2	2	2	2	2
11	2	2	2	2	2	2	2
12	2	2	2	2	2	2	2
13	2	2	2	2	2	2	2
14	2	2	2	2	2	2	2
15	2	2	2	2	2	2	2
16	2	2	2	2	2	2	2
17	2	2	2	2	2	2	2
18	2	2	2	2	2	2	2
19	1	1	1	2	2	2	2
20	1	1	1	1	2	2	2
21	1	1	1	1	1	1	1
22	1	1	1	1	1	1	1
23	1	1	1	1	1	1	1

LANES REQUIRED TO BE OPEN BY HOUR AND TIME OF DAY

## FALL SEASON

**SEPTEMBER 16 THRU November 30**

HR/DAY	MON	TUES	WEDS	THUR	FRI	SAT	SUN
0	1	1	1	1	1	1	1
1	1	1	1	1	1	1	1
2	1	1	1	1	1	1	1
3	1	1	1	1	1	1	1
4	1	1	1	1	1	1	1
5	1	1	1	1	1	1	1
6	1	1	1	1	1	1	1
7	2	2	2	2	2	1	1
8	2	2	1	2	2	1	1
9	2	2	2	2	2	2	1
10	2	2	2	2	2	2	2
11	2	2	2	2	2	2	2
12	2	2	2	2	2	2	2
13	2	2	2	2	2	2	2
14	2	2	2	2	2	2	2
15	2	2	2	2	2	2	2
16	2	2	2	2	2	2	2
17	2	2	2	2	2	2	2
18	2	2	2	2	2	1	2
19	2	1	1	1	2	1	2
20	2	1	1	1	1	1	2
21	1	1	1	1	1	1	1
22	1	1	1	1	1	1	1
23	1	1	1	1	1	1	1

**WINTER SEAS.**

**DECEMBER 1 THRU February 28**

HR/DAY	MON	TUES	WEDS	THUR	FRI	SAT	SUN
0	1	1	1	1	1	1	1
1	1	1	1	1	1	1	1
2	1	1	1	1	1	1	1
3	1	1	1	1	1	1	1
4	1	1	1	1	1	1	1
5	1	1	1	1	1	1	1
6	1	1	1	1	1	1	1
7	1	1	1	1	1	1	1
8	1	2	1	1	1	1	1
9	1	1	1	1	1	1	1
10	1	1	2	1	2	2	1
11	2	1	2	1	2	2	2
12	2	2	2	2	2	2	2
13	2	2	2	2	2	2	2
14	2	2	2	2	2	2	2
15	2	2	2	2	2	2	2
16	2	2	2	2	2	2	2
17	2	2	2	2	2	1	2
18	1	1	1	1	2	1	2
19	1	1	1	1	1	1	2
20	1	1	1	1	1	1	1
21	1	1	1	1	1	1	1
22	1	1	1	1	1	1	1
23	1	1	1	1	1	1	1

NOTES:

- 1) THE NEW YORK STATE THRUWAY IS A LIMITED ACCESS, HIGH-SPEED, HIGH-VOLUME HIGHWAY. TRAFFIC SHALL BE MAINTAINED IN ACCORDANCE WITH THE *MANUAL ON UNIFORM TRAFFIC CONTROL DEVICES (MUTCD)*, THE *WORK ZONE TRAFFIC CONTROL PLANS*, AND THE *STANDARD SPECIFICATIONS* SECTION 619 AS AMENDED BY THE AUTHORITY.
- 2) LANE CLOSURES ON THE THRUWAY SHALL ONLY BE ALLOWED IN ACCORDANCE WITH THESE TRAFFIC MANAGEMENT TABLE(S), UNLESS INDICATED OTHERWISE IN THE CONTRACT PLANS OR PROPOSAL DOCUMENTS.
- 3) LANE CLOSURE CHARTS SHALL APPLY AS FOLLOWS:
  - 1,150 VEH/HR/LANE: APPLIES TO ALL WORK CONSIDERED DISRUPTIVE TO TRAFFIC.
  - 1,300 VEH/HR/LANE: APPLIES TO ALL WORK NOT CONSIDERED DISRUPTIVE TO TRAFFIC. WORK SHOULD BE ABLE TO BE IMMEDIATELY STOPPED AND LANE CLOSURE(S) REMOVED IN THE EVENT QUEUES, GREATER THAN 1 MILE, DEVELOP.

**Thruway  
Authority**

U.S. CUSTOMARY STANDARD SHEET

LANE CLOSURE CHARTS  
1,150 VEHICLES PER HOUR  
BUFFALO DIVISION  
(SHEET 3 OF 37)

APPROVED MAY 1, 2025

/S/ ROBERT COURNOYER, P.E.  
DIRECTOR HIGHWAY DESIGN  
BUREAU

ISSUED UNDER DB 25-002

**TA 619-35**

I-90 WESTBOUND INTERCHANGES 48 TO 48A (1,150 VEH/HR/LANE)

LANES REQUIRED TO BE OPEN BY HOUR AND TIME OF DAY

SPRING SEASON							
MARCH 1 THRU MAY 20							
HR/DAY	MON	TUES	WEDS	THUR	FRI	SAT	SUN
0	1	1	1	1	1	1	1
1	1	1	1	1	1	1	1
2	1	1	1	1	1	1	1
3	1	1	1	1	1	1	1
4	1	1	1	1	1	1	1
5	1	1	1	1	1	1	1
6	1	1	1	1	1	1	1
7	2	2	2	2	1	1	1
8	2	2	2	2	2	1	1
9	2	2	2	2	2	2	1
10	2	2	2	2	2	2	2
11	2	2	2	2	2	2	2
12	2	2	2	2	2	2	2
13	2	2	2	2	2	2	2
14	2	2	2	2	2	2	2
15	2	2	2	2	2	2	2
16	2	2	2	2	2	2	2
17	2	2	2	2	2	2	2
18	2	1	2	2	2	2	2
19	2	1	1	1	2	1	2
20	1	1	1	1	1	1	2
21	1	1	1	1	1	1	1
22	1	1	1	1	1	1	1
23	1	1	1	1	1	1	1

SUMMER SEASON							
MAY 21 THRU SEPTEMBER 15							
HR/DAY	MON	TUES	WEDS	THUR	FRI	SAT	SUN
0	1	1	1	1	1	1	1
1	1	1	1	1	1	1	1
2	1	1	1	1	1	1	1
3	1	1	1	1	1	1	1
4	1	1	1	1	1	1	1
5	1	1	1	1	1	1	1
6	1	1	1	1	1	1	1
7	2	2	2	2	1	1	1
8	2	2	2	2	2	2	1
9	2	2	2	2	2	2	2
10	2	2	2	2	2	2	2
11	2	2	2	2	2	2	2
12	2	2	2	2	2	2	2
13	2	2	2	2	2	2	2
14	2	2	2	2	2	2	2
15	2	2	2	2	2	2	2
16	2	2	2	2	2	2	2
17	2	2	2	2	2	2	2
18	2	2	2	2	2	2	2
19	2	1	2	2	2	2	2
20	2	1	1	1	2	2	2
21	1	1	1	1	1	1	2
22	1	1	1	1	1	1	1
23	1	1	1	1	1	1	1

LANES REQUIRED TO BE OPEN BY HOUR AND TIME OF DAY

FALL SEASON							
SEPTEMBER 16 THRU November 30							
HR/DAY	MON	TUES	WEDS	THUR	FRI	SAT	SUN
0	1	1	1	1	1	1	1
1	1	1	1	1	1	1	1
2	1	1	1	1	1	1	1
3	1	1	1	1	1	1	1
4	1	1	1	1	1	1	1
5	1	1	1	1	1	1	1
6	1	1	1	1	1	1	1
7	2	2	2	2	2	1	1
8	2	2	2	2	2	1	2
9	2	2	2	2	2	2	2
10	2	2	2	2	2	2	2
11	2	2	2	2	2	2	2
12	2	2	2	2	2	2	2
13	2	2	2	2	2	2	2
14	2	2	2	2	2	2	2
15	2	2	2	2	2	2	2
16	2	2	2	2	2	2	2
17	2	2	2	2	2	2	2
18	2	2	2	2	2	2	2
19	1	1	1	1	2	1	2
20	1	1	1	1	1	1	2
21	1	1	1	1	1	1	1
22	1	1	1	1	1	1	1
23	1	1	1	1	1	1	1

WINTER SEAS.							
DECEMBER 1 THRU February 28							
HR/DAY	MON	TUES	WEDS	THUR	FRI	SAT	SUN
0	1	1	1	1	1	1	1
1	1	1	1	1	1	1	1
2	1	1	1	1	1	1	1
3	1	1	1	1	1	1	1
4	1	1	1	1	1	1	1
5	1	1	1	1	1	1	1
6	1	1	1	1	1	1	1
7	1	2	2	2	1	1	1
8	1	2	2	2	2	1	1
9	1	2	2	2	2	1	2
10	2	2	2	2	2	2	2
11	2	2	2	2	2	2	2
12	2	2	2	2	2	2	2
13	2	2	2	2	2	2	2
14	2	2	2	2	2	2	2
15	2	2	2	2	2	2	2
16	2	2	2	2	2	2	2
17	2	2	2	2	2	2	2
18	1	1	1	1	2	1	2
19	1	1	1	1	1	1	1
20	1	1	1	1	1	1	1
21	1	1	1	1	1	1	1
22	1	1	1	1	1	1	1
23	1	1	1	1	1	1	1

I-90 EASTBOUND INTERCHANGES 48A TO 48 (1,150 VEH/HR/LANE)

LANES REQUIRED TO BE OPEN BY HOUR AND TIME OF DAY

SPRING SEASON							
MARCH 1 THRU MAY 20							
HR/DAY	MON	TUES	WEDS	THUR	FRI	SAT	SUN
0	1	1	1	1	1	1	1
1	1	1	1	1	1	1	1
2	1	1	1	1	1	1	1
3	1	1	1	1	1	1	1
4	1	1	1	1	1	1	1
5	1	1	1	1	1	1	1
6	1	1	1	1	1	1	1
7	2	1	2	2	2	1	1
8	2	2	2	2	2	1	1
9	2	2	2	2	2	2	1
10	2	2	2	2	2	2	2
11	2	2	2	2	2	2	2
12	2	2	2	2	2	2	2
13	2	2	2	2	2	2	2
14	2	2	2	2	2	2	2
15	2	2	2	2	2	2	2
16	2	2	2	2	2	2	2
17	2	2	2	2	2	2	2
18	2	1	2	2	2	2	2
19	1	1	1	1	2	1	2
20	1	1	1	1	1	1	2
21	1	1	1	1	1	1	1
22	1	1	1	1	1	1	1
23	1	1	1	1	1	1	1

SUMMER SEASON							
MAY 21 THRU SEPTEMBER 15							
HR/DAY	MON	TUES	WEDS	THUR	FRI	SAT	SUN
0	1	1	1	1	1	1	1
1	1	1	1	1	1	1	1
2	1	1	1	1	1	1	1
3	1	1	1	1	1	1	1
4	1	1	1	1	1	1	1
5	1	1	1	1	1	1	1
6	1	1	1	1	1	1	1
7	2	2	2	2	2	1	1
8	2	2	2	2	2	2	1
9	2	2	2	2	2	2	2
10	2	2	2	2	2	2	2
11	2	2	2	2	2	2	2
12	2	2	2	2	2	2	2
13	2	2	2	2	2	2	2
14	2	2	2	2	2	2	2
15	2	2	2	2	2	2	2
16	2	2	2	2	2	2	2
17	2	2	2	2	2	2	2
18	2	2	2	2	2	2	2
19	1	1	1	2	2	2	2
20	1	1	1	1	2	2	2
21	1	1	1	1	1	2	1
22	1	1	1	1	1	1	1
23	1	1	1	1	1	1	1

LANES REQUIRED TO BE OPEN BY HOUR AND TIME OF DAY

FALL SEASON							
SEPTEMBER 16 THRU November 30							
HR/DAY	MON	TUES	WEDS	THUR	FRI	SAT	SUN
0	1	1	1	1	1	1	1
1	1	1	1	1	1	1	1
2	1	1	1	1	1	1	1
3	1	1	1	1	1	1	1
4	1	1	1	1	1	1	1
5	1	1	1	1	1	1	1
6	1	1	1	1	1	1	1
7	2	2	2	2	2	1	1
8	2	2	2	2	2	2	1
9	2	2	2	2	2	2	2
10	2	2	2	2	2	2	2
11	2	2	2	2	2	2	2
12	2	2	2	2	2	2	2
13	2	2	2	2	2	2	2
14	2	2	2	2	2	2	2
15	2	2	2	2	2	2	2
16	2	2	2	2	2	2	2
17	2	2	2	2	2	2	2
18	2	2	2	2	2	2	2
19	1	1	1	1	2	1	2
20	1	1	1	1	1	1	2
21	1	1	1	1	1	1	1
22	1	1	1	1	1	1	1
23	1	1	1	1	1	1	1

WINTER SEAS.		DECEMBER 1 THRU February 28					
HR/DAY	MON	TUES	WEDS	THUR	FRI	SAT	SUN
0	1	1	1	1	1	1	1
1	1	1	1	1	1	1	1
2	1	1	1	1	1	1	1
3	1	1	1	1	1	1	1
4	1	1	1	1	1	1	1
5	1	1	1	1	1	1	1
6	1	1	1	1	1	1	1
7	1	2	2	2	1	1	1
8	2	2	2	2	1	1	1
9	1	2	2	2	2	1	1
10	2	2	2	2	2	2	2
11	2	2	2	2	2	2	2
12	2	2	2	2	2	2	2
13	2	2	2	2	2	2	2
14	2	2	2	2	2	2	2
15	2	2	2	2	2	2	2
16	2	2	2	2	2	2	2
17	2	2	2	2	2	2	2
18	1	1	1	1	2	1	2
19	1	1	1	1	1	1	2
20	1	1	1	1	1	1	1
21	1	1	1	1	1	1	1
22	1	1	1	1	1	1	1
23	1	1	1	1	1	1	1

I-90 WESTBOUND INTERCHANGES 48A TO 49 (1,150 VEH/HR/LANE)

LANES REQUIRED TO BE OPEN BY HOUR AND TIME OF DAY

SPRING SEASON							
MARCH 1 THRU MAY 20							
HR/DAY	MON	TUES	WEDS	THUR	FRI	SAT	SUN
0	1	1	1	1	1	1	1
1	1	1	1	1	1	1	1
2	1	1	1	1	1	1	1
3	1	1	1	1	1	1	1
4	1	1	1	1	1	1	1
5	1	1	1	1	1	1	1
6	1	1	1	1	1	1	1
7	2	2	2	2	1	1	1
8	2	2	2	2	2	1	1
9	2	2	2	2	2	1	1
10	2	2	2	2	2	2	1
11	2	2	2	2	2	2	2
12	2	2	2	2	2	2	2
13	2	2	2	2	2	2	2
14	2	2	2	2	2	2	2
15	2	2	2	2	2	2	2
16	2	2	2	2	2	2	2
17	2	2	2	2	2	2	2
18	2	2	2	2	2	2	2
19	2	1	1	1	2	1	2
20	1	1	1	1	1	1	2
21	1	1	1	1	1	1	1
22	1	1	1	1	1	1	1
23	1	1	1	1	1	1	1

SUMMER SEASON							
MAY 21 THRU SEPTEMBER 15							
HR/DAY	MON	TUES	WEDS	THUR	FRI	SAT	SUN
0	1	1	1	1	1	1	1
1	1	1	1	1	1	1	1
2	1	1	1	1	1	1	1
3	1	1	1	1	1	1	1
4	1	1	1	1	1	1	1
5	1	1	1	1	1	1	1
6	1	1	1	1	1	1	1
7	2	2	2	2	2	1	1
8	2	2	2	2	2	1	1
9	2	2	2	2	2	2	1
10	2	2	2	2	2	2	2
11	2	2	2	2	2	2	2
12	2	2	2	2	2	2	2
13	2	2	2	2	2	2	2
14	2	2	2	2	2	2	2
15	2	2	2	2	2	2	2
16	2	2	2	2	2	2	2
17	2	2	2	2	2	2	2
18	2	2	2	2	2	2	2
19	2	1	2	2	2	2	2
20	2	1	1	1	2	2	2
21	1	1	1	1	1	1	2
22	1	1	1	1	1	1	1
23	1	1	1	1	1	1	1

LANES REQUIRED TO BE OPEN BY HOUR AND TIME OF DAY

FALL SEASON							
SEPTEMBER 16 THRU November 30							
HR/DAY	MON	TUES	WEDS	THUR	FRI	SAT	SUN
0	1	1	1	1	1	1	1
1	1	1	1	1	1	1	1
2	1	1	1	1	1	1	1
3	1	1	1	1	1	1	1
4	1	1	1	1	1	1	1
5	1	1	1	1	1	1	1
6	1	1	1	1	1	1	1
7	2	2	2	2	2	1	1
8	2	2	2	2	2	1	2
9	2	2	2	2	2	1	2
10	2	2	2	2	2	2	2
11	2	2	2	2	2	2	2
12	2	2	2	2	2	2	2
13	2	2	2	2	2	2	2
14	2	2	2	2	2	2	2
15	2	2	2	2	2	2	2
16	2	2	2	2	2	2	2
17	2	2	2	2	2	2	2
18	2	2	2	2	2	2	2
19	2	1	1	1	2	2	2
20	1	1	1	1	1	1	2
21	1	1	1	1	1	1	1
22	1	1	1	1	1	1	1
23	1	1	1	1	1	1	1

WINTER SEAS.							
DECEMBER 1 THRU February 28							
HR/DAY	MON	TUES	WEDS	THUR	FRI	SAT	SUN
0	1	1	1	1	1	1	1
1	1	1	1	1	1	1	1
2	1	1	1	1	1	1	1
3	1	1	1	1	1	1	1
4	1	1	1	1	1	1	1
5	1	1	1	1	1	1	1
6	1	1	1	1	1	1	1
7	2	2	2	2	1	1	1
8	2	2	2	2	2	1	1
9	2	2	2	2	2	1	1
10	2	2	2	2	2	1	2
11	2	2	2	2	2	2	2
12	2	2	2	2	2	2	2
13	2	2	2	2	2	2	2
14	2	2	2	2	2	2	2
15	2	2	2	2	2	2	2
16	2	2	2	2	2	2	2
17	2	2	2	2	2	2	2
18	2	1	1	2	2	1	2
19	1	1	1	1	2	1	1
20	1	1	1	1	1	1	1
21	1	1	1	1	1	1	1
22	1	1	1	1	1	1	1
23	1	1	1	1	1	1	1

I-90 EASTBOUND INTERCHANGES 49 TO 48A (1,150 VEH/HR/LANE)

LANES REQUIRED TO BE OPEN BY HOUR AND TIME OF DAY

SPRING SEASON							
MARCH 1 THRU MAY 20							
HR/DAY	MON	TUES	WEDS	THUR	FRI	SAT	SUN
0	1	1	1	1	1	1	1
1	1	1	1	1	1	1	1
2	1	1	1	1	1	1	1
3	1	1	1	1	1	1	1
4	1	1	1	1	1	1	1
5	1	1	1	1	1	1	1
6	1	1	1	1	1	1	1
7	1	1	1	1	1	1	1
8	1	1	1	2	1	1	1
9	1	1	1	1	2	1	1
10	1	1	1	1	2	2	2
11	2	1	1	1	2	2	2
12	2	1	1	2	2	2	2
13	2	2	2	2	2	2	2
14	2	2	2	2	2	2	2
15	2	2	2	2	2	2	2
16	2	2	2	2	2	2	2
17	2	2	2	2	2	1	2
18	1	1	1	1	2	1	2
19	1	1	1	1	1	1	2
20	1	1	1	1	1	1	1
21	1	1	1	1	1	1	1
22	1	1	1	1	1	1	1
23	1	1	1	1	1	1	1

SUMMER SEASON							
MAY 21 THRU SEPTEMBER 15							
HR/DAY	MON	TUES	WEDS	THUR	FRI	SAT	SUN
0	1	1	1	1	1	1	1
1	1	1	1	1	1	1	1
2	1	1	1	1	1	1	1
3	1	1	1	1	1	1	1
4	1	1	1	1	1	1	1
5	1	1	1	1	1	1	1
6	1	1	1	1	1	1	1
7	1	1	1	1	2	1	1
8	2	2	2	2	2	1	1
9	2	2	2	2	2	2	2
10	2	2	2	2	2	2	2
11	2	2	2	2	2	2	2
12	2	2	2	2	2	2	2
13	2	2	2	2	2	2	2
14	2	2	2	2	2	2	2
15	2	2	2	2	2	2	2
16	2	2	2	2	2	2	2
17	2	2	2	2	2	2	2
18	1	1	2	2	2	1	2
19	1	1	1	1	1	1	2
20	1	1	1	1	1	1	1
21	1	1	1	1	1	1	1
22	1	1	1	1	1	1	1
23	1	1	1	1	1	1	1

LANES REQUIRED TO BE OPEN BY HOUR AND TIME OF DAY

FALL SEASON							
SEPTEMBER 16 THRU November 30							
HR/DAY	MON	TUES	WEDS	THUR	FRI	SAT	SUN
0	1	1	1	1	1	1	1
1	1	1	1	1	1	1	1
2	1	1	1	1	1	1	1
3	1	1	1	1	1	1	1
4	1	1	1	1	1	1	1
5	1	1	1	1	1	1	1
6	1	1	1	1	1	1	1
7	1	1	1	1	1	1	1
8	1	1	1	1	1	1	1
9	2	1	1	1	2	1	1
10	2	1	1	1	2	2	2
11	2	1	1	2	2	2	2
12	2	1	1	2	2	2	2
13	2	2	2	2	2	2	2
14	2	2	2	2	2	2	2
15	2	2	2	2	2	2	2
16	2	2	2	2	2	2	2
17	2	2	2	2	2	1	2
18	1	1	1	1	2	1	2
19	1	1	1	1	1	1	2
20	1	1	1	1	1	1	1
21	1	1	1	1	1	1	1
22	1	1	1	1	1	1	1
23	1	1	1	1	1	1	1

WINTER SEAS.		DECEMBER 1 THRU February 28					
HR/DAY	MON	TUES	WEDS	THUR	FRI	SAT	SUN
0	1	1	1	1	1	1	1
1	1	1	1	1	1	1	1
2	1	1	1	1	1	1	1
3	1	1	1	1	1	1	1
4	1	1	1	1	1	1	1
5	1	1	1	1	1	1	1
6	1	1	1	1	1	1	1
7	1	1	1	1	1	1	1
8	1	1	1	1	1	1	1
9	1	1	1	1	1	1	1
10	1	1	1	1	1	1	1
11	1	1	1	1	1	1	2
12	1	1	1	1	2	1	2
13	2	1	1	2	2	1	2
14	2	2	2	2	2	1	2
15	2	2	2	2	2	1	2
16	2	2	2	2	2	1	2
17	2	2	2	2	2	1	2
18	1	1	1	1	1	1	2
19	1	1	1	1	1	1	1
20	1	1	1	1	1	1	1
21	1	1	1	1	1	1	1
22	1	1	1	1	1	1	1
23	1	1	1	1	1	1	1

**I-90 WESTBOUND INTERCHANGES 49 TO 50 (1,150 VEH/HR/LANE)**

### LANES REQUIRED TO BE OPEN BY HOUR AND TIME OF DAY

## SPRING SEASON

MARCH 1 THRU MAY 20

HR/DAY	MON	TUES	WEDS	THUR	FRI	SAT	SUN
0	1	1	1	1	1	1	1
1	1	1	1	1	1	1	1
2	1	1	1	1	1	1	1
3	1	1	1	1	1	1	1
4	1	1	1	1	1	1	1
5	1	1	1	1	1	1	1
6	2	2	2	2	1	1	1
7	2	2	2	2	2	1	1
8	2	2	2	2	2	2	1
9	2	2	2	2	2	2	1
10	2	2	2	2	2	2	2
11	2	2	2	2	2	2	2
12	2	2	2	2	2	2	2
13	2	2	2	2	2	2	2
14	2	2	2	2	2	2	2
15	2	2	2	2	2	2	2
16	2	2	2	2	2	2	2
17	2	2	2	2	2	2	2
18	2	2	2	2	2	2	2
19	2	2	2	2	2	2	2
20	2	1	2	2	2	1	2
21	1	1	1	1	2	1	2
22	1	1	1	1	1	1	1
23	1	1	1	1	1	1	1

## SUMMER SEASON

MAY 21 THRU SEPTEMBER 15

HR/DAY	MON	TUES	WEDS	THUR	FRI	SAT	SUN
0	1	1	1	1	1	1	1
1	1	1	1	1	1	1	1
2	1	1	1	1	1	1	1
3	1	1	1	1	1	1	1
4	1	1	1	1	1	1	1
5	1	1	1	1	1	1	1
6	2	2	2	2	2	1	1
7	2	2	2	2	2	1	1
8	2	2	2	2	2	2	1
9	2	2	2	2	2	2	2
10	2	2	2	2	2	2	2
11	2	2	2	2	2	2	2
12	2	2	2	2	2	2	2
13	2	2	2	2	2	2	2
14	2	2	2	2	2	2	2
15	2	2	2	2	2	2	2
16	2	2	2	2	2	2	2
17	2	2	2	2	2	2	2
18	2	2	2	2	2	2	2
19	2	2	2	2	2	2	2
20	2	2	2	2	2	2	2
21	2	1	2	2	2	2	2
22	1	1	1	1	2	2	1
23	1	1	1	1	2	2	1

### LANES REQUIRED TO BE OPEN BY HOUR AND TIME OF DAY

## FALL SEASON

**SEPTEMBER 16 THRU November 30**

HR/DAY	MON	TUES	WEDS	THUR	FRI	SAT	SUN
0	1	1	1	1	1	1	1
1	1	1	1	1	1	1	1
2	1	1	1	1	1	1	1
3	1	1	1	1	1	1	1
4	1	1	1	1	1	1	1
5	1	1	1	1	1	1	1
6	2	2	2	2	2	1	1
7	2	2	2	2	2	1	1
8	2	2	2	2	2	2	2
9	2	2	2	2	2	2	2
10	2	2	2	2	2	2	2
11	2	2	2	2	2	2	2
12	2	2	2	2	2	2	2
13	2	2	2	2	2	2	2
14	2	2	2	2	2	2	2
15	2	2	2	2	2	2	2
16	2	2	2	2	2	2	2
17	2	2	2	2	2	2	2
18	2	2	2	2	2	2	2
19	2	2	2	2	2	2	2
20	2	2	2	2	2	2	2
21	1	1	1	2	2	1	1
22	1	1	1	1	1	1	1
23	1	1	1	1	1	1	1

**WINTER SEAS.**

**DECEMBER 1 THRU February 28**

HR/DAY	MON	TUES	WEDS	THUR	FRI	SAT	SUN
0	1	1	1	1	1	1	1
1	1	1	1	1	1	1	1
2	1	1	1	1	1	1	1
3	1	1	1	1	1	1	1
4	1	1	1	1	1	1	1
5	1	1	1	1	1	1	1
6	2	2	2	2	2	1	1
7	2	2	2	2	2	1	1
8	2	2	2	2	2	1	1
9	2	2	2	2	2	2	2
10	2	2	2	2	2	2	2
11	2	2	2	2	2	2	2
12	2	2	2	2	2	2	2
13	2	2	2	2	2	2	2
14	2	2	2	2	2	2	2
15	2	2	2	2	2	2	2
16	2	2	2	2	2	2	2
17	2	2	2	2	2	2	2
18	2	2	2	2	2	2	2
19	2	2	2	2	2	2	2
20	1	1	1	1	2	1	1
21	1	1	1	1	1	1	1
22	1	1	1	1	1	1	1
23	1	1	1	1	1	1	1

### I-90 EASTBOUND INTERCHANGES 50 TO 49 (1,150 VEH/HR/LANE)

### LANES REQUIRED TO BE OPEN BY HOUR AND TIME OF DAY

## SPRING SEASON

MARCH 1 THRU MAY 20

HR/DAY	MON	TUES	WEDS	THUR	FRI	SAT	SUN
0	1	1	1	1	1	1	1
1	1	1	1	1	1	1	1
2	1	1	1	1	1	1	1
3	1	1	1	1	1	1	1
4	1	1	1	1	1	1	1
5	1	1	1	1	1	1	1
6	2	2	2	2	2	1	1
7	2	2	2	2	2	1	1
8	2	2	2	2	2	2	1
9	2	2	2	2	2	2	2
10	2	2	2	2	2	2	2
11	2	2	2	2	2	2	2
12	2	2	2	2	2	2	2
13	2	2	2	2	2	2	2
14	2	2	2	2	2	2	2
15	2	2	2	2	2	2	2
16	2	2	2	2	2	2	2
17	2	2	2	2	2	2	2
18	2	2	2	2	2	2	2
19	2	1	2	2	2	2	2
20	1	1	1	1	2	1	2
21	1	1	1	1	1	1	1
22	1	1	1	1	1	1	1
23	1	1	1	1	1	1	1

## SUMMER SEASON

MAY 21 THRU SEPTEMBER 15

HR/DAY	MON	TUES	WEDS	THUR	FRI	SAT	SUN
0	1	1	1	1	1	1	1
1	1	1	1	1	1	1	1
2	1	1	1	1	1	1	1
3	1	1	1	1	1	1	1
4	1	1	1	1	1	1	1
5	1	1	1	1	1	1	1
6	2	2	2	2	2	1	1
7	2	2	2	2	2	2	1
8	2	2	2	2	2	2	2
9	2	2	2	2	2	2	2
10	2	2	2	2	2	2	2
11	2	2	2	2	2	2	2
12	2	2	2	2	2	2	2
13	2	2	2	2	2	2	2
14	2	2	2	2	2	2	2
15	2	2	2	2	2	2	2
16	2	2	2	2	2	2	2
17	2	2	2	2	2	2	2
18	2	2	2	2	2	2	2
19	2	2	2	2	2	2	2
20	2	2	2	2	2	2	2
21	1	1	1	2	2	2	2
22	1	1	1	1	1	1	1
23	1	1	1	1	1	1	1

**LANES REQUIRED TO BE OPEN BY HOUR AND TIME OF DAY**

## FALL SEASON

**SEPTEMBER 16 THRU November 30**

HR/DAY	MON	TUES	WEDS	THUR	FRI	SAT	SUN
0	1	1	1	1	1	1	1
1	1	1	1	1	1	1	1
2	1	1	1	1	1	1	1
3	1	1	1	1	1	1	1
4	1	1	1	1	1	1	1
5	1	1	1	1	1	1	1
6	2	2	2	2	2	1	1
7	2	2	2	2	2	2	1
8	2	2	2	2	2	2	1
9	2	2	2	2	2	2	2
10	2	2	2	2	2	2	2
11	2	2	2	2	2	2	2
12	2	2	2	2	2	2	2
13	2	2	2	2	2	2	2
14	2	2	2	2	2	2	2
15	2	2	2	2	2	2	2
16	2	2	2	2	2	2	2
17	2	2	2	2	2	2	2
18	2	2	2	2	2	2	2
19	2	2	2	2	2	2	2
20	1	1	1	2	1	1	2
21	1	1	1	1	1	1	1
22	1	1	1	1	1	1	1
23	1	1	1	1	1	1	1

**WINTER SEAS.**

**DECEMBER 1 THRU February 28**

HR/DAY	MON	TUES	WEDS	THUR	FRI	SAT	SUN
0	1	1	1	1	1	1	1
1	1	1	1	1	1	1	1
2	1	1	1	1	1	1	1
3	1	1	1	1	1	1	1
4	1	1	1	1	1	1	1
5	1	1	1	1	1	1	1
6	2	2	2	2	2	1	1
7	2	2	2	2	2	1	1
8	2	2	2	2	2	2	1
9	2	2	2	2	2	2	2
10	2	2	2	2	2	2	2
11	2	2	2	2	2	2	2
12	2	2	2	2	2	2	2
13	2	2	2	2	2	2	2
14	2	2	2	2	2	2	2
15	2	2	2	2	2	2	2
16	2	2	2	2	2	2	2
17	2	2	2	2	2	2	2
18	2	2	2	2	2	2	2
19	1	1	1	1	2	1	2
20	1	1	1	1	1	1	1
21	1	1	1	1	1	1	1
22	1	1	1	1	1	1	1
23	1	1	1	1	1	1	1

NOTES:

- 1) THE NEW YORK STATE THRUWAY IS A LIMITED ACCESS, HIGH-SPEED, HIGH-VOLUME HIGHWAY. TRAFFIC SHALL BE MAINTAINED IN ACCORDANCE WITH THE *MANUAL ON UNIFORM TRAFFIC CONTROL DEVICES (MUTCD)*, THE *WORK ZONE TRAFFIC CONTROL PLANS*, AND THE *STANDARD SPECIFICATIONS* SECTION 619 AS AMENDED BY THE AUTHORITY.
- 2) LANE CLOSURES ON THE THRUWAY SHALL ONLY BE ALLOWED IN ACCORDANCE WITH THESE TRAFFIC MANAGEMENT TABLE(S), UNLESS INDICATED OTHERWISE IN THE CONTRACT PLANS OR PROPOSAL DOCUMENTS.
- 3) LANE CLOSURE CHARTS SHALL APPLY AS FOLLOWS:
  - 1,150 VEH/HR/LANE: APPLIES TO ALL WORK CONSIDERED DISRUPTIVE TO TRAFFIC.
  - 1,300 VEH/HR/LANE: APPLIES TO ALL WORK NOT CONSIDERED DISRUPTIVE TO TRAFFIC. WORK SHOULD BE ABLE TO BE IMMEDIATELY STOPPED AND LANE CLOSURE(S) REMOVED IN THE EVENT QUEUES, GREATER THAN 1 MILE, DEVELOP.

**Thruway  
Authority**

U.S. CUSTOMARY STANDARD SHEET

LANE CLOSURE CHARTS  
1,150 VEHICLES PER HOUR  
BUFFALO DIVISION  
(SHEET 6 OF 37)

APPROVED MAY 1, 2025

/S/ ROBERT COURNOYER, P.E.  
DIRECTOR HIGHWAY DESIGN  
BUREAU

ISSUED UNDER DB 25-002

**TA 619-35**

### I-90 WESTBOUND INTERCHANGES 50 TO 50A (1,150 VEH/HR/LANE)

### LANES REQUIRED TO BE OPEN BY HOUR AND TIME OF DAY

## SPRING SEASON

**MARCH 1 THRU MAY 20**

HR/DAY	MON	TUES	WEDS	THUR	FRI	SAT	SUN
0	1	1	1	1	1	1	1
1	1	1	1	1	1	1	1
2	1	1	1	1	1	1	1
3	1	1	1	1	1	1	1
4	1	1	1	1	1	1	1
5	2	2	2	2	2	1	1
6	3	3	3	3	3	2	1
7	3	3	3	3	3	2	1
8	3	3	3	3	3	3	2
9	3	3	3	3	3	3	3
10	3	3	3	3	3	3	3
11	3	3	3	3	3	3	3
12	3	3	3	3	3	3	3
13	3	3	3	3	3	3	3
14	3	3	3	3	3	3	3
15	3	3	3	3	3	3	3
16	3	3	3	3	3	3	3
17	3	3	3	3	3	3	3
18	3	3	3	3	3	3	3
19	3	3	3	3	3	3	3
20	3	3	3	3	3	2	2
21	2	2	3	3	3	2	2
22	2	2	2	2	2	2	2
23	1	1	1	1	2	2	1

## SUMMER SEASON

**MAY 21 THRU SEPTEMBER 16**

HR/DAY	MON	TUES	WEDS	THUR	FRI	SAT	SUN
0	2	1	1	1	1	1	1
1	1	1	1	1	1	1	1
2	1	1	1	1	1	1	1
3	1	1	1	1	1	1	1
4	1	1	1	1	1	1	1
5	2	2	2	2	2	1	1
6	3	3	3	3	3	2	1
7	3	3	3	3	3	2	2
8	3	3	3	3	3	3	2
9	3	3	3	3	3	3	3
10	3	3	3	3	3	3	3
11	3	3	3	3	3	3	3
12	3	3	3	3	3	3	3
13	3	3	3	3	3	3	3
14	3	3	3	3	3	3	3
15	3	3	3	3	3	3	3
16	3	3	3	3	3	3	3
17	3	3	3	3	3	3	3
18	3	3	3	3	3	3	3
19	3	3	3	3	3	3	3
20	3	3	3	3	3	3	3
21	2	2	3	3	3	3	2
22	2	2	2	2	2	2	2
23	1	1	2	2	2	2	1

### LANES REQUIRED TO BE OPEN BY HOUR AND TIME OF DAY

## FALL SEASON

**SEPTEMBER 16 THRU November 30**

HR/DAY	MON	TUES	WEDS	THUR	FRI	SAT	SUN
0	1	1	1	1	1	1	1
1	1	1	1	1	1	1	1
2	1	1	1	1	1	1	1
3	1	1	1	1	1	1	1
4	1	1	1	1	1	1	1
5	2	2	2	2	2	1	1
6	3	3	3	3	3	2	1
7	3	3	3	3	3	2	2
8	3	3	3	3	3	3	3
9	3	3	3	3	3	3	3
10	3	3	3	3	3	3	3
11	3	3	3	3	3	3	3
12	3	3	3	3	3	3	3
13	3	3	3	3	3	3	3
14	3	3	3	3	3	3	3
15	3	3	3	3	3	3	3
16	3	3	3	3	3	3	3
17	3	3	3	3	3	3	3
18	3	3	3	3	3	3	3
19	3	3	3	3	3	3	3
20	3	3	3	3	3	3	2
21	2	2	3	3	3	2	2
22	2	2	2	2	2	2	1
23	1	1	1	2	2	2	1

## WINTER SEAS.

**DECEMBER 1 THRU February 28**

HR/DAY	MON	TUES	WEDS	THUR	FRI	SAT	SUN
0	1	1	1	1	1	1	1
1	1	1	1	1	1	1	1
2	1	1	1	1	1	1	1
3	1	1	1	1	1	1	1
4	1	1	1	1	1	1	1
5	2	2	2	2	2	1	1
6	3	3	3	3	3	2	1
7	3	3	3	3	3	2	1
8	3	3	3	3	3	3	2
9	3	3	3	3	3	3	3
10	3	3	3	3	3	3	3
11	3	3	3	3	3	3	3
12	3	3	3	3	3	3	3
13	3	3	3	3	3	3	3
14	3	3	3	3	3	3	3
15	3	3	3	3	3	3	3
16	3	3	3	3	3	3	3
17	3	3	3	3	3	3	3
18	3	3	3	3	3	3	3
19	3	3	3	3	3	3	2
20	3	3	3	3	3	2	2
21	2	3	3	3	2	2	2
22	2	2	2	2	2	2	2
23	1	1	1	1	2	2	1

**I-90 EASTBOUND INTERCHANGES 50A TO 50 (1,150 VEH/HR/LANE)**

### LANES REQUIRED TO BE OPEN BY HOUR AND TIME OF DAY

## SPRING SEASON

MARCH 1 THRU MAY 20

HR/DAY	MON	TUES	WEDS	THUR	FRI	SAT	SUN
0	1	1	1	1	1	1	1
1	1	1	1	1	1	1	1
2	1	1	1	1	1	1	1
3	1	1	1	1	1	1	1
4	1	1	1	1	1	1	1
5	1	1	1	1	1	1	1
6	3	3	3	3	3	1	1
7	3	3	3	3	3	2	1
8	3	3	3	3	3	3	2
9	3	3	3	3	3	3	2
10	3	3	3	3	3	3	3
11	3	3	3	3	3	3	3
12	3	3	3	3	3	3	3
13	3	3	3	3	3	3	3
14	3	3	3	3	3	3	3
15	3	3	3	3	3	3	3
16	3	3	3	3	3	3	3
17	3	3	3	3	3	3	3
18	3	3	3	3	3	3	3
19	3	3	3	3	3	3	3
20	2	2	3	3	3	2	2
21	2	2	2	2	2	3	2
22	2	2	2	2	2	2	2
23	1	1	1	1	2	2	1

## SUMMER SEASON

**MAY 21 THRU SEPTEMBER 15**

HR/DAY	MON	TUES	WEDS	THUR	FRI	SAT	SUN
0	1	1	1	1	1	1	1
1	1	1	1	1	1	1	1
2	1	1	1	1	1	1	1
3	1	1	1	1	1	1	1
4	1	1	1	1	1	1	1
5	2	2	2	2	2	1	1
6	3	3	3	3	3	2	1
7	3	3	3	3	3	2	1
8	3	3	3	3	3	2	2
9	3	3	3	3	3	3	2
10	3	3	3	3	3	3	3
11	3	3	3	3	3	3	3
12	3	3	3	3	3	3	3
13	3	3	3	3	3	3	3
14	3	3	3	3	3	3	3
15	3	3	3	3	3	3	3
16	3	3	3	3	3	3	3
17	3	3	3	3	3	3	3
18	3	3	3	3	3	3	3
19	3	3	3	3	3	3	3
20	2	3	3	3	3	3	3
21	2	2	2	3	3	3	2
22	2	2	2	2	2	2	2
23	1	1	2	2	2	2	1

### LANES REQUIRED TO BE OPEN BY HOUR AND TIME OF DAY

## FALL SEASON

SEPTMBER 16 THRU November 30

HR/DAY	MON	TUES	WEDS	THUR	FRI	SAT	SUN
0	1	1	1	1	1	1	1
1	1	1	1	1	1	1	1
2	1	1	1	1	1	1	1
3	1	1	1	1	1	1	1
4	1	1	1	1	1	1	1
5	1	1	1	2	1	1	1
6	3	3	3	3	3	1	1
7	3	3	3	3	3	2	1
8	3	3	3	3	3	2	2
9	3	3	3	3	3	3	2
10	3	3	3	3	3	3	3
11	3	3	3	3	3	3	3
12	3	3	3	3	3	3	3
13	3	3	3	3	3	3	3
14	3	3	3	3	3	3	3
15	3	3	3	3	3	3	3
16	3	3	3	3	3	3	3
17	3	3	3	3	3	3	3
18	3	3	3	3	3	3	3
19	3	3	3	3	3	3	3
20	2	2	2	3	2	2	2
21	2	2	2	2	2	2	2
22	2	2	2	2	2	2	1
23	1	1	1	2	2	2	1

## WINTER SEAS

**DECEMBER 1 THRU February 28**

HR/DAY	MON	TUES	WEDS	THUR	FRI	SAT	SUN
0	1	1	1	1	1	1	1
1	1	1	1	1	1	1	1
2	1	1	1	1	1	1	1
3	1	1	1	1	1	1	1
4	1	1	1	1	1	1	1
5	1	1	1	1	1	1	1
6	3	3	3	3	3	1	1
7	3	3	3	3	3	2	1
8	3	3	3	3	3	2	1
9	3	3	3	3	3	2	2
10	3	3	3	3	3	3	2
11	3	3	3	3	3	3	3
12	3	3	3	3	3	3	3
13	3	3	3	3	3	3	3
14	3	3	3	3	3	3	3
15	3	3	3	3	3	3	3
16	3	3	3	3	3	3	3
17	3	3	3	3	3	3	3
18	3	3	3	3	3	3	3
19	3	3	3	3	3	3	2
20	2	2	2	2	2	2	2
21	2	2	2	2	2	2	2
22	2	2	2	2	2	2	2
23	1	1	1	1	2	2	1

NOTES:

- 1) THE NEW YORK STATE THRUWAY IS A LIMITED ACCESS, HIGH-SPEED, HIGH-VOLUME HIGHWAY. TRAFFIC SHALL BE MAINTAINED IN ACCORDANCE WITH THE *MANUAL ON UNIFORM TRAFFIC CONTROL DEVICES (MUTCD)*, THE *WORK ZONE TRAFFIC CONTROL PLANS*, AND THE *STANDARD SPECIFICATIONS* SECTION 619 AS AMENDED BY THE AUTHORITY.
- 2) LANE CLOSURES ON THE THRUWAY SHALL ONLY BE ALLOWED IN ACCORDANCE WITH THESE TRAFFIC MANAGEMENT TABLE(S), UNLESS INDICATED OTHERWISE IN THE CONTRACT PLANS OR PROPOSAL DOCUMENTS.
- 3) LANE CLOSURE CHARTS SHALL APPLY AS FOLLOWS:
  - 1,150 VEH/HR/LANE: APPLIES TO ALL WORK CONSIDERED DISRUPTIVE TO TRAFFIC.
  - 1,300 VEH/HR/LANE: APPLIES TO ALL WORK NOT CONSIDERED DISRUPTIVE TO TRAFFIC. WORK SHOULD BE ABLE TO BE IMMEDIATELY STOPPED AND LANE CLOSURE(S) REMOVED IN THE EVENT QUEUES, GREATER THAN 1 MILE, DEVELOP.

**Thruway  
Authority**

U.S. CUSTOMARY STANDARD SHEET

LANE CLOSURE CHARTS  
1,150 VEHICLES PER HOUR  
BUFFALO DIVISION  
(SHEET 7 OF 37)

APPROVED MAY 1, 2025

/S/ ROBERT COURNOYER, P.E.  
DIRECTOR HIGHWAY DESIGN  
BUREAU

ISSUED UNDER DB 25-002

**TA 619-35**

I-90 WESTBOUND INTERCHANGES 50A TO 51 (1,150 VEH/HR/LANE)

LANES REQUIRED TO BE OPEN BY HOUR AND TIME OF DAY

SPRING SEASON							
MARCH 1 THRU MAY 20							
HR/DAY	MON	TUES	WEDS	THUR	FRI	SAT	SUN
0	1	1	1	1	1	1	1
1	1	1	1	1	1	1	1
2	1	1	1	1	1	1	1
3	1	1	1	1	1	1	1
4	1	1	1	1	1	1	1
5	2	2	2	2	2	1	1
6	3	3	3	3	3	2	1
7	3	3	3	3	3	2	1
8	3	3	3	3	3	3	2
9	3	3	3	3	3	3	3
10	3	3	3	3	3	3	3
11	3	3	3	3	3	3	3
12	3	3	3	3	3	3	3
13	3	3	3	3	3	3	3
14	3	3	3	3	3	3	3
15	3	3	3	3	3	3	3
16	3	3	3	3	3	3	3
17	3	3	3	3	3	3	3
18	3	3	3	3	3	3	3
19	3	3	3	3	3	3	3
20	3	3	3	3	3	2	3
21	2	2	3	3	3	2	2
22	2	2	2	2	2	2	2
23	1	1	1	1	2	2	1

SUMMER SEASON							
MAY 21 THRU SEPTEMBER 15							
HR/DAY	MON	TUES	WEDS	THUR	FRI	SAT	SUN
0	1	1	1	1	1	1	1
1	1	1	1	1	1	1	1
2	1	1	1	1	1	1	1
3	1	1	1	1	1	1	1
4	1	1	1	1	1	1	1
5	2	2	2	2	2	1	1
6	3	3	3	3	3	2	1
7	3	3	3	3	3	2	2
8	3	3	3	3	3	3	2
9	3	3	3	3	3	3	3
10	3	3	3	3	3	3	3
11	3	3	3	3	3	3	3
12	3	3	3	3	3	3	3
13	3	3	3	3	3	3	3
14	3	3	3	3	3	3	3
15	3	3	3	3	3	3	3
16	3	3	3	3	3	3	3
17	3	3	3	3	3	3	3
18	3	3	3	3	3	3	3
19	3	3	3	3	3	3	3
20	3	3	3	3	3	3	3
21	2	3	3	3	3	3	2
22	2	2	2	2	2	2	2
23	2	2	2	2	2	2	1

LANES REQUIRED TO BE OPEN BY HOUR AND TIME OF DAY

FALL SEASON							
SEPTEMBER 16 THRU November 30							
HR/DAY	MON	TUES	WEDS	THUR	FRI	SAT	SUN
0	1	1	1	1	1	1	1
1	1	1	1	1	1	1	1
2	1	1	1	1	1	1	1
3	1	1	1	1	1	1	1
4	1	1	1	1	1	1	1
5	2	2	2	2	2	1	1
6	3	3	3	3	3	2	1
7	3	3	3	3	3	2	2
8	3	3	3	3	3	3	3
9	3	3	3	3	3	3	3
10	3	3	3	3	3	3	3
11	3	3	3	3	3	3	3
12	3	3	3	3	3	3	3
13	3	3	3	3	3	3	3
14	3	3	3	3	3	3	3
15	3	3	3	3	3	3	3
16	3	3	3	3	3	3	3
17	3	3	3	3	3	3	3
18	3	3	3	3	3	3	3
19	3	3	3	3	3	3	3
20	3	3	3	3	3	3	2
21	2	2	3	3	3	2	2
22	2	2	2	2	2	2	1
23	1	1	1	2	2	2	1

WINTER SEAS.							
DECEMBER 1 THRU February 28							
HR/DAY	MON	TUES	WEDS	THUR	FRI	SAT	SUN
0	1	1	1	1	1	1	1
1	1	1	1	1	1	1	1
2	1	1	1	1	1	1	1
3	1	1	1	1	1	1	1
4	1	1	1	1	1	1	1
5	2	2	2	2	2	1	1
6	3	3	3	3	3	1	1
7	3	3	3	3	3	2	1
8	3	3	3	3	3	3	2
9	3	3	3	3	3	3	3
10	3	3	3	3	3	3	3
11	3	3	3	3	3	3	3
12	3	3	3	3	3	3	3
13	3	3	3	3	3	3	3
14	3	3	3	3	3	3	3
15	3	3	3	3	3	3	3
16	3	3	3	3	3	3	3
17	3	3	3	3	3	3	3
18	3	3	3	3	3	3	3
19	3	3	3	3	3	3	2
20	3	3	3	3	3	2	2
21	2	2	3	3	3	2	2
22	2	2	2	2	2	2	2
23	1	1	1	1	2	2	1

I-90 EASTBOUND INTERCHANGES 51 TO 50A (1,150 VEH/HR/LANE)

LANES REQUIRED TO BE OPEN BY HOUR AND TIME OF DAY

SPRING SEASON							
MARCH 1 THRU MAY 20							
HR/DAY	MON	TUES	WEDS	THUR	FRI	SAT	SUN
0	1	1	1	1	1	1	1
1	1	1	1	1	1	1	1
2	1	1	1	1	1	1	1
3	1	1	1	1	1	1	1
4	1	1	1	1	1	1	1
5	2	2	2	2	2	1	1
6	3	3	3	3	3	2	1
7	3	3	3	3	3	2	1
8	3	3	3	3	3	3	2
9	3	3	3	3	3	3	2
10	3	3	3	3	3	3	3
11	3	3	3	3	3	3	3
12	3	3	3	3	3	3	3
13	3	3	3	3	3	3	3
14	3	3	3	3	3	3	3
15	3	3	3	3	3	3	3
16	3	3	3	3	3	3	3
17	3	3	3	3	3	3	3
18	3	3	3	3	3	3	3
19	3	3	3	3	3	3	3
20	3	3	3	3	3	3	3
21	2	2	3	3	3	3	2
22	2	2	2	2	3	3	2
23	1	1	2	2	2	2	1

SUMMER SEASON							
MAY 21 THRU SEPTEMBER 15							
HR/DAY	MON	TUES	WEDS	THUR	FRI	SAT	SUN
0	1	1	1	1	1	2	1
1	1	1	1	1	1	1	1
2	1	1	1	1	1	1	1
3	1	1	1	1	1	1	1
4	1	1	1	1	1	1	1
5	2	2	2	2	2	1	1
6	3	3	3	3	3	2	1
7	3	3	3	3	3	2	2
8	3	3	3	3	3	3	2
9	3	3	3	3	3	3	2
10	3	3	3	3	3	3	3
11	3	3	3	3	3	3	3
12	3	3	3	3	3	3	3
13	3	3	3	3	3	3	3
14	3	3	3	3	3	3	3
15	3	3	3	3	3	3	3
16	3	3	3	3	3	3	3
17	3	3	3	3	3	3	3
18	3	3	3	3	3	3	3
19	3	3	3	3	3	3	3
20	3	3	3	3	3	3	3
21	2	3	3	3	3	3	3
22	2	2	2	3	3	3	2
23	2	2	2	2	2	2	2

LANES REQUIRED TO BE OPEN BY HOUR AND TIME OF DAY

FALL SEASON							
SEPTEMBER 16 THRU November 30							
HR/DAY	MON	TUES	WEDS	THUR	FRI	SAT	SUN
0	1	1	1	1	1	1	1
1	1	1	1	1	1	1	1
2	1	1	1	1	1	1	1
3	1	1	1	1	1	1	1
4	1	1	1	1	1	1	1
5	2	2	2	2	2	1	1
6	3	3	3	3	3	2	1
7	3	3	3	3	3	2	1
8	3	3	3	3	3	3	2
9	3	3	3	3	3	3	2
10	3	3	3	3	3	3	3
11	3	3	3	3	3	3	3
12	3	3	3	3	3	3	3
13	3	3	3	3	3	3	3
14	3	3	3	3	3	3	3
15	3	3	3	3	3	3	3
16	3	3	3	3	3	3	3
17	3	3	3	3	3	3	3
18	3	3	3	3	3	3	3
19	3	3	3	3	3	3	3
20	2	3	3	3	3	3	3
21	2	2	2	3	3	3	2
22	2	2	2	2	3	3	2
23	1	1	2	2	2	2	1

WINTER SEAS.		DECEMBER 1 THRU February 28					
HR/DAY	MON	TUES	WEDS	THUR	FRI	SAT	SUN
0	1	1	1	1	1	1	1
1	1	1	1	1	1	1	1
2	1	1	1	1	1	1	1
3	1	1	1	1	1	1	1
4	1	1	1	1	1	1	1
5	2	2	2	2	1	1	1
6	3	3	3	3	3	1	1
7	3	3	3	3	3	2	1
8	3	3	3	3	3	2	2
9	3	3	3	3	3	3	2
10	3	3	3	3	3	3	3
11	3	3	3	3	3	3	3
12	3	3	3	3	3	3	3
13	3	3	3	3	3	3	3
14	3	3	3	3	3	3	3
15	3	3	3	3	3	3	3
16	3	3	3	3	3	3	3
17	3	3	3	3	3	3	3
18	3	3	3	3	3	3	3
19	3	3	3	3	3	3	3
20	3	3	3	3	3	2	2
21	2	2	2	3	3	3	2
22	2	2	2	2	3	3	2
23	2	2	2	2	2	2	2

I-90 WESTBOUND INTERCHANGES 51 TO 52 (1,150 VEH/HR/LANE)

LANES REQUIRED TO BE OPEN BY HOUR AND TIME OF DAY

SPRING SEASON							
MARCH 1 THRU MAY 20							
HR/DAY	MON	TUES	WEDS	THUR	FRI	SAT	SUN
0	1	1	1	1	1	1	1
1	1	1	1	1	1	1	1
2	1	1	1	1	1	1	1
3	1	1	1	1	1	1	1
4	1	1	1	1	1	1	1
5	2	2	2	2	2	1	1
6	3	3	3	3	3	1	1
7	3	3	3	3	3	2	1
8	3	3	3	3	3	3	2
9	3	3	3	3	3	3	2
10	3	3	3	3	3	3	3
11	3	3	3	3	3	3	3
12	3	3	3	3	3	3	3
13	3	3	3	3	3	3	3
14	3	3	3	3	3	3	3
15	3	3	3	3	3	3	3
16	3	3	3	3	3	3	3
17	3	3	3	3	3	3	3
18	3	3	3	3	3	3	3
19	3	3	3	3	3	3	3
20	3	3	3	3	3	3	2
21	2	2	3	3	3	2	2
22	2	2	2	2	2	2	1
23	1	1	1	1	2	2	1

SUMMER SEASON							
MAY 21 THRU SEPTEMBER 15							
HR/DAY	MON	TUES	WEDS	THUR	FRI	SAT	SUN
0	1	1	1	1	1	1	1
1	1	1	1	1	1	1	1
2	1	1	1	1	1	1	1
3	1	1	1	1	1	1	1
4	1	1	1	1	1	1	1
5	2	2	2	2	2	1	1
6	3	3	3	3	3	2	1
7	3	3	3	3	3	2	2
8	3	3	3	3	3	3	2
9	3	3	3	3	3	3	3
10	3	3	3	3	3	3	3
11	3	3	3	3	3	3	3
12	3	3	3	3	3	3	3
13	3	3	3	3	3	3	3
14	3	3	3	3	3	3	3
15	3	3	3	3	3	3	3
16	3	3	3	3	3	3	3
17	3	3	3	3	3	3	3
18	3	3	3	3	3	3	3
19	3	3	3	3	3	3	3
20	3	3	3	3	3	3	2
21	2	3	3	3	3	2	2
22	2	2	2	2	2	2	2
23	2	2	2	2	2	2	1

LANES REQUIRED TO BE OPEN BY HOUR AND TIME OF DAY

FALL SEASON							
SEPTEMBER 16 THRU November 30							
HR/DAY	MON	TUES	WEDS	THUR	FRI	SAT	SUN
0	1	1	1	1	1	1	1
1	1	1	1	1	1	1	1
2	1	1	1	1	1	1	1
3	1	1	1	1	1	1	1
4	1	1	1	1	1	1	1
5	2	2	2	2	2	1	1
6	3	3	3	3	3	1	1
7	3	3	3	3	3	2	2
8	3	3	3	3	3	3	3
9	3	3	3	3	3	3	3
10	3	3	3	3	3	3	3
11	3	3	3	3	3	3	3
12	3	3	3	3	3	3	3
13	3	3	3	3	3	3	3
14	3	3	3	3	3	3	3
15	3	3	3	3	3	3	3
16	3	3	3	3	3	3	3
17	3	3	3	3	3	3	3
18	3	3	3	3	3	3	3
19	3	3	3	3	3	3	3
20	3	3	3	3	3	2	2
21	2	2	3	3	3	2	2
22	2	2	2	2	2	2	1
23	1	1	1	2	2	2	1

WINTER SEAS.							
DECEMBER 1 THRU February 28							
HR/DAY	MON	TUES	WEDS	THUR	FRI	SAT	SUN
0	1	1	1	1	1	1	1
1	1	1	1	1	1	1	1
2	1	1	1	1	1	1	1
3	1	1	1	1	1	1	1
4	1	1	1	1	1	1	1
5	1	2	2	2	1	1	1
6	3	3	3	3	3	1	1
7	3	3	3	3	3	2	1
8	3	3	3	3	3	3	2
9	3	3	3	3	3	3	3
10	3	3	3	3	3	3	3
11	3	3	3	3	3	3	3
12	3	3	3	3	3	3	3
13	3	3	3	3	3	3	3
14	3	3	3	3	3	3	3
15	3	3	3	3	3	3	3
16	3	3	3	3	3	3	3
17	3	3	3	3	3	3	3
18	3	3	3	3	3	3	3
19	3	3	3	3	3	3	2
20	3	3	3	3	3	2	2
21	2	2	3	2	2	2	2
22	2	2	2	2	2	2	2
23	1	1	1	1	2	2	1

I-90 EASTBOUND INTERCHANGES 52 TO 51 (1,150 VEH/HR/LANE)

LANES REQUIRED TO BE OPEN BY HOUR AND TIME OF DAY

SPRING SEASON							
MARCH 1 THRU MAY 20							
HR/DAY	MON	TUES	WEDS	THUR	FRI	SAT	SUN
0	1	1	1	1	1	1	1
1	1	1	1	1	1	1	1
2	1	1	1	1	1	1	1
3	1	1	1	1	1	1	1
4	1	1	1	1	1	1	1
5	2	2	2	2	2	1	1
6	3	3	3	3	3	2	1
7	3	3	3	3	3	2	1
8	3	3	3	3	3	3	2
9	3	3	3	3	3	3	2
10	3	3	3	3	3	3	3
11	3	3	3	3	3	3	3
12	3	3	3	3	3	3	3
13	3	3	3	3	3	3	3
14	3	3	3	3	3	3	3
15	3	3	3	3	3	3	3
16	3	3	3	3	3	3	3
17	3	3	3	3	3	3	3
18	3	3	3	3	3	3	3
19	3	3	3	3	3	3	3
20	3	3	3	3	3	3	3
21	2	2	3	3	3	3	2
22	2	2	2	2	2	2	2
23	1	1	1	2	2	2	1

SUMMER SEASON							
MAY 21 THRU SEPTEMBER 15							
HR/DAY	MON	TUES	WEDS	THUR	FRI	SAT	SUN
0	1	1	1	1	1	1	1
1	1	1	1	1	1	1	1
2	1	1	1	1	1	1	1
3	1	1	1	1	1	1	1
4	1	1	1	1	1	1	1
5	2	2	2	2	2	1	1
6	3	3	3	3	3	2	1
7	3	3	3	3	3	2	1
8	3	3	3	3	3	3	2
9	3	3	3	3	3	3	2
10	3	3	3	3	3	3	3
11	3	3	3	3	3	3	3
12	3	3	3	3	3	3	3
13	3	3	3	3	3	3	3
14	3	3	3	3	3	3	3
15	3	3	3	3	3	3	3
16	3	3	3	3	3	3	3
17	3	3	3	3	3	3	3
18	3	3	3	3	3	3	3
19	3	3	3	3	3	3	3
20	3	3	3	3	3	3	3
21	2	3	3	3	3	3	3
22	2	2	2	3	3	3	2
23	2	2	2	2	2	2	1

LANES REQUIRED TO BE OPEN BY HOUR AND TIME OF DAY

FALL SEASON							
SEPTEMBER 16 THRU November 30							
HR/DAY	MON	TUES	WEDS	THUR	FRI	SAT	SUN
0	1	1	1	1	2	1	1
1	1	1	1	1	1	1	1
2	1	1	1	1	1	1	1
3	1	1	1	1	1	1	1
4	1	1	1	1	1	1	1
5	2	2	2	2	2	1	1
6	3	3	3	3	3	2	1
7	3	3	3	3	3	2	1
8	3	3	3	3	3	3	2
9	3	3	3	3	3	3	2
10	3	3	3	3	3	3	3
11	3	3	3	3	3	3	3
12	3	3	3	3	3	3	3
13	3	3	3	3	3	3	3
14	3	3	3	3	3	3	3
15	3	3	3	3	3	3	3
16	3	3	3	3	3	3	3
17	3	3	3	3	3	3	3
18	3	3	3	3	3	3	3
19	3	3	3	3	3	3	3
20	2	2	3	3	3	3	3
21	2	2	2	2	3	3	2
22	2	2	2	2	2	2	2
23	1	1	1	2	2	2	1

WINTER SEAS.		DECEMBER 1 THRU February 28					
HR/DAY	MON	TUES	WEDS	THUR	FRI	SAT	SUN
0	1	1	1	1	1	1	1
1	1	1	1	1	1	1	1
2	1	1	1	1	1	1	1
3	1	1	1	1	1	1	1
4	1	1	1	1	1	1	1
5	2	2	2	2	2	1	1
6	3	3	3	3	3	1	1
7	3	3	3	3	3	2	1
8	3	3	3	3	3	2	2
9	3	3	3	3	3	3	2
10	3	3	3	3	3	3	2
11	3	3	3	3	3	3	3
12	3	3	3	3	3	3	3
13	3	3	3	3	3	3	3
14	3	3	3	3	3	3	3
15	3	3	3	3	3	3	3
16	3	3	3	3	3	3	3
17	3	3	3	3	3	3	3
18	3	3	3	3	3	3	3
19	3	3	3	3	3	3	3
20	2	2	3	3	3	2	2
21	2	2	2	2	3	3	2
22	2	2	2	2	3	2	2
23	1	1	1	2	2	2	1

**I-90 WESTBOUND INTERCHANGES 52 TO 52A (1,150 VEH/HR/LANE)**

### LANES REQUIRED TO BE OPEN BY HOUR AND TIME OF DAY

## SPRING SEASON

**MARCH 1 THRU MAY 20**

HR/DAY	MON	TUES	WEDS	THUR	FRI	SAT	SUN
0	1	1	1	1	1	1	1
1	1	1	1	1	1	1	1
2	1	1	1	1	1	1	1
3	1	1	1	1	1	1	1
4	1	1	1	1	1	1	1
5	1	1	1	1	1	1	1
6	3	3	3	3	3	1	1
7	3	3	3	3	3	2	1
8	3	3	3	3	3	3	2
9	3	3	3	3	3	3	2
10	3	3	3	3	3	3	3
11	3	3	3	3	3	3	3
12	3	3	3	3	3	3	3
13	3	3	3	3	3	3	3
14	3	3	3	3	3	3	3
15	3	3	3	3	3	3	3
16	3	3	3	3	3	3	3
17	3	3	3	3	3	3	3
18	3	3	3	3	3	3	3
19	3	3	3	3	3	3	3
20	3	3	3	3	3	3	2
21	2	3	3	3	3	3	2
22	2	2	2	2	2	2	1
23	1	1	2	2	2	2	1

## SUMMER SEASON

**MAY 21 THRU SEPTEMBER 16**

HR/DAY	MON	TUES	WEDS	THUR	FRI	SAT	SUN
0	1	1	1	1	1	2	1
1	1	1	1	1	1	1	1
2	1	1	1	1	1	1	1
3	1	1	1	1	1	1	1
4	1	1	1	1	1	1	1
5	2	2	2	2	2	1	1
6	3	3	3	3	3	2	1
7	3	3	3	3	3	2	2
8	3	3	3	3	3	3	2
9	3	3	3	3	3	3	3
10	3	3	3	3	3	3	3
11	3	3	3	3	3	3	3
12	3	3	3	3	3	3	3
13	3	3	3	3	3	3	3
14	3	3	3	3	3	3	3
15	3	3	3	3	3	3	3
16	3	3	3	3	3	3	3
17	3	3	3	3	3	3	3
18	3	3	3	3	3	3	3
19	3	3	3	3	3	3	3
20	3	3	3	3	3	3	3
21	3	3	3	3	3	3	2
22	2	2	2	2	3	2	2
23	2	2	2	2	2	2	1

### LANES REQUIRED TO BE OPEN BY HOUR AND TIME OF DAY

## FALL SEASON

**SEPTEMBER 16 THRU November 30**

HR/DAY	MON	TUES	WEDS	THUR	FRI	SAT	SUN
0	1	1	1	1	1	1	1
1	1	1	1	1	1	1	1
2	1	1	1	1	1	1	1
3	1	1	1	1	1	1	1
4	1	1	1	1	1	1	1
5	1	1	1	1	1	1	1
6	3	3	3	3	3	1	1
7	3	3	3	3	3	2	2
8	3	3	3	3	3	2	3
9	3	3	3	3	3	3	3
10	3	3	3	3	3	3	3
11	3	3	3	3	3	3	3
12	3	3	3	3	3	3	3
13	3	3	3	3	3	3	3
14	3	3	3	3	3	3	3
15	3	3	3	3	3	3	3
16	3	3	3	3	3	3	3
17	3	3	3	3	3	3	3
18	3	3	3	3	3	3	3
19	3	3	3	3	3	3	2
20	3	3	3	3	3	2	2
21	2	2	2	2	3	2	2
22	2	2	2	2	2	2	1
23	1	1	1	1	2	2	1

## WINTER SEAS.

**DECEMBER 1 THRU February 28**

HR/DAY	MON	TUES	WEDS	THUR	FRI	SAT	SUN
0	1	1	1	1	1	1	1
1	1	1	1	1	1	1	1
2	1	1	1	1	1	1	1
3	1	1	1	1	1	1	1
4	1	1	1	1	1	1	1
5	1	1	1	1	1	1	1
6	3	3	3	3	3	1	1
7	3	3	3	3	3	2	1
8	3	3	3	3	3	2	2
9	3	3	3	3	3	2	2
10	3	3	3	3	3	3	3
11	3	3	3	3	3	3	3
12	3	3	3	3	3	3	3
13	3	3	3	3	3	3	3
14	3	3	3	3	3	3	3
15	3	3	3	3	3	3	3
16	3	3	3	3	3	3	3
17	3	3	3	3	3	3	3
18	3	3	3	3	3	3	3
19	3	3	3	3	3	2	2
20	3	3	3	3	3	2	2
21	2	2	3	2	2	2	2
22	2	2	2	2	2	2	1
23	1	1	1	1	2	2	1

**I-90 EASTBOUND INTERCHANGES 52A TO 52 (1,150 VEH/HR/LANE)**

### LANES REQUIRED TO BE OPEN BY HOUR AND TIME OF DAY

## SPRING SEASON

MARCH 1 THRU MAY 20

HR/DAY	MON	TUES	WEDS	THUR	FRI	SAT	SUN
0	1	1	1	1	1	1	1
1	1	1	1	1	1	1	1
2	1	1	1	1	1	1	1
3	1	1	1	1	1	1	1
4	1	1	1	1	1	1	1
5	2	2	2	2	2	1	1
6	3	3	3	3	3	2	1
7	3	3	3	3	3	2	1
8	3	3	3	3	3	3	2
9	3	3	3	3	3	3	2
10	3	3	3	3	3	3	3
11	3	3	3	3	3	3	3
12	3	3	3	3	3	3	3
13	3	3	3	3	3	3	3
14	3	3	3	3	3	3	3
15	3	3	3	3	3	3	3
16	3	3	3	3	3	3	3
17	3	3	3	3	3	3	3
18	3	3	3	3	3	3	3
19	3	3	3	3	3	3	3
20	2	2	2	2	2	2	3
21	2	2	2	2	2	2	2
22	2	2	2	2	2	2	2
23	1	1	1	1	2	2	1

## SUMMER SEASON

**MAY 21 THRU SEPTEMBER 15**

HR/DAY	MON	TUES	WEDS	THUR	FRI	SAT	SUN
0	1	1	1	1	1	1	1
1	1	1	1	1	1	1	1
2	1	1	1	1	1	1	1
3	1	1	1	1	1	1	1
4	1	1	1	1	1	1	1
5	2	2	2	2	2	1	1
6	3	3	3	3	3	2	1
7	3	3	3	3	3	2	2
8	3	3	3	3	3	3	2
9	3	3	3	3	3	3	2
10	3	3	3	3	3	3	3
11	3	3	3	3	3	3	3
12	3	3	3	3	3	3	3
13	3	3	3	3	3	3	3
14	3	3	3	3	3	3	3
15	3	3	3	3	3	3	3
16	3	3	3	3	3	3	3
17	3	3	3	3	3	3	3
18	3	3	3	3	3	3	3
19	3	3	3	3	3	3	3
20	2	3	3	3	3	3	3
21	2	2	2	3	3	3	3
22	2	2	2	3	3	2	2
23	2	1	2	2	2	2	1

### LANES REQUIRED TO BE OPEN BY HOUR AND TIME OF DAY

## FALL SEASON

**SEPTEMBER 16 THRU November 30**

HR/DAY	MON	TUES	WEDS	THUR	FRI	SAT	SUN
0	1	1	1	1	2	1	1
1	1	1	1	1	1	1	1
2	1	1	1	1	1	1	1
3	1	1	1	1	1	1	1
4	1	1	1	1	1	1	1
5	2	2	2	2	2	1	1
6	3	3	3	3	3	2	1
7	3	3	3	3	3	2	1
8	3	3	3	3	3	3	2
9	3	3	3	3	3	3	2
10	3	3	3	3	3	3	3
11	3	3	3	3	3	3	3
12	3	3	3	3	3	3	3
13	3	3	3	3	3	3	3
14	3	3	3	3	3	3	3
15	3	3	3	3	3	3	3
16	3	3	3	3	3	3	3
17	3	3	3	3	3	3	3
18	3	3	3	3	3	3	3
19	3	3	3	3	3	3	3
20	2	2	2	3	2	2	2
21	2	2	2	2	2	2	2
22	2	2	2	2	2	2	1
23	1	1	1	2	2	2	1

## WINTER SEAS

**DECEMBER 1 THRU February 28**

HR/DAY	MON	TUES	WEDS	THUR	FRI	SAT	SUN
0	1	1	1	1	1	1	1
1	1	1	1	1	1	1	1
2	1	1	1	1	1	1	1
3	1	1	1	1	1	1	1
4	1	1	1	1	1	1	1
5	2	2	2	2	2	1	1
6	3	3	3	3	3	2	1
7	3	3	3	3	3	2	1
8	3	3	3	3	3	3	2
9	3	3	3	3	3	3	2
10	3	3	3	3	3	3	3
11	3	3	3	3	3	3	3
12	3	3	3	3	3	3	3
13	3	3	3	3	3	3	3
14	3	3	3	3	3	3	3
15	3	3	3	3	3	3	3
16	3	3	3	3	3	3	3
17	3	3	3	3	3	3	3
18	3	3	3	3	3	3	3
19	3	3	3	3	3	2	2
20	2	2	2	2	2	2	2
21	2	2	2	2	2	2	2
22	2	2	2	2	2	2	2
23	1	1	1	1	2	2	1

NOTES:

- 1) THE NEW YORK STATE THRUWAY IS A LIMITED ACCESS, HIGH-SPEED, HIGH-VOLUME HIGHWAY. TRAFFIC SHALL BE MAINTAINED IN ACCORDANCE WITH THE *MANUAL ON UNIFORM TRAFFIC CONTROL DEVICES (MUTCD)*, THE *WORK ZONE TRAFFIC CONTROL PLANS*, AND THE *STANDARD SPECIFICATIONS* SECTION 619 AS AMENDED BY THE AUTHORITY.
- 2) LANE CLOSURES ON THE THRUWAY SHALL ONLY BE ALLOWED IN ACCORDANCE WITH THESE TRAFFIC MANAGEMENT TABLE(S), UNLESS INDICATED OTHERWISE IN THE CONTRACT PLANS OR PROPOSAL DOCUMENTS.
- 3) LANE CLOSURE CHARTS SHALL APPLY AS FOLLOWS:
  - 1,150 VEH/HR/LANE: APPLIES TO ALL WORK CONSIDERED DISRUPTIVE TO TRAFFIC.
  - 1,300 VEH/HR/LANE: APPLIES TO ALL WORK NOT CONSIDERED DISRUPTIVE TO TRAFFIC. WORK SHOULD BE ABLE TO BE IMMEDIATELY STOPPED AND LANE CLOSURE(S) REMOVED IN THE EVENT QUEUES, GREATER THAN 1 MILE, DEVELOP.

**Thruway  
Authority**

U.S. CUSTOMARY STANDARD SHEET

LANE CLOSURE CHARTS  
1,150 VEHICLES PER HOUR  
BUFFALO DIVISION  
(SHEET 10 OF 37)

APPROVED MAY 1, 2025

/S/ ROBERT COURNOYER, P.E.  
DIRECTOR HIGHWAY DESIGN  
BUREAU

ISSUED UNDER DB 25-002

**TA 619-35**



### I-90 WESTBOUND INTERCHANGES 52A TO 53 (1,150 VEH/HR/LANE)

### LANES REQUIRED TO BE OPEN BY HOUR AND TIME OF DAY

## SPRING SEASON

MARCH 1 THRU MAY 20

## SUMMER SEASON

MAY 21 THRU SEPTEMBER 16

HR/DAY	MON	TUES	WEDS	THUR	FRI	SAT	SUN
0	1	1	1	1	1	1	1
1	1	1	1	1	1	1	1
2	1	1	1	1	1	1	1
3	1	1	1	1	1	1	1
4	1	1	1	1	1	1	1
5	1	1	1	1	1	1	1
6	3	3	3	3	3	1	1
7	3	3	3	3	3	2	1
8	3	3	3	3	3	3	2
9	3	3	3	3	3	3	2
10	3	3	3	3	3	3	2
11	3	3	3	3	3	3	3
12	3	3	3	3	3	3	3
13	3	3	3	3	3	3	3
14	3	3	3	3	3	3	3
15	3	3	3	3	3	3	3
16	3	3	3	3	3	3	3
17	3	3	3	3	3	3	3
18	3	3	3	3	3	3	3
19	3	3	3	3	3	3	2
20	2	2	3	3	3	2	2
21	2	2	2	2	2	2	2
22	2	2	2	2	2	2	1
23	1	1	1	1	2	2	1

HR/DAY	MON	TUES	WEDS	THUR	FRI	SAT	SUN
0	1	1	1	1	1	1	1
1	1	1	1	1	1	1	1
2	1	1	1	1	1	1	1
3	1	1	1	1	1	1	1
4	1	1	1	1	1	1	1
5	2	2	2	2	2	1	1
6	3	3	3	3	3	2	1
7	3	3	3	3	3	2	2
8	3	3	3	3	3	3	2
9	3	3	3	3	3	3	3
10	3	3	3	3	3	3	3
11	3	3	3	3	3	3	3
12	3	3	3	3	3	3	3
13	3	3	3	3	3	3	3
14	3	3	3	3	3	3	3
15	3	3	3	3	3	3	3
16	3	3	3	3	3	3	3
17	3	3	3	3	3	3	3
18	3	3	3	3	3	3	3
19	3	3	3	3	3	3	3
20	3	3	3	3	3	2	2
21	2	2	3	3	3	2	2
22	2	2	2	2	2	2	2
23	1	1	2	2	2	2	1

### LANES REQUIRED TO BE OPEN BY HOUR AND TIME OF DAY

## FALL SEASON

**SEPTEMBER 16 THRU November 30**

HR/DAY	MON	TUES	WEDS	THUR	FRI	SAT	SUN
0	1	1	1	1	1	1	1
1	1	1	1	1	1	1	1
2	1	1	1	1	1	1	1
3	1	1	1	1	1	1	1
4	1	1	1	1	1	1	1
5	1	1	1	1	1	1	1
6	3	3	3	3	3	1	1
7	3	3	3	3	3	2	2
8	3	3	3	3	3	3	3
9	3	3	3	3	3	3	3
10	3	3	3	3	3	3	3
11	3	3	3	3	3	3	3
12	3	3	3	3	3	3	3
13	3	3	3	3	3	3	3
14	3	3	3	3	3	3	3
15	3	3	3	3	3	3	3
16	3	3	3	3	3	3	3
17	3	3	3	3	3	3	3
18	3	3	3	3	3	3	3
19	3	3	3	3	3	3	2
20	2	2	3	3	3	2	2
21	2	2	2	2	2	2	2
22	2	2	2	2	2	2	1
23	1	1	1	1	2	2	1

## WINTER SEAS

**DECEMBER 1 THRU February 28**

HR/DAY	MON	TUES	WEDS	THUR	FRI	SAT	SUN
0	1	1	1	1	1	1	1
1	1	1	1	1	1	1	1
2	1	1	1	1	1	1	1
3	1	1	1	1	1	1	1
4	1	1	1	1	1	1	1
5	1	1	1	1	1	1	1
6	3	3	3	3	3	1	1
7	3	3	3	3	3	2	1
8	3	3	3	3	3	2	2
9	3	3	3	3	3	2	2
10	3	3	3	3	3	3	3
11	3	3	3	3	3	3	3
12	3	3	3	3	3	3	3
13	3	3	3	3	3	3	3
14	3	3	3	3	3	3	3
15	3	3	3	3	3	3	3
16	3	3	3	3	3	3	3
17	3	3	3	3	3	3	3
18	3	3	3	3	3	3	3
19	3	3	3	3	3	2	2
20	2	3	3	3	3	2	2
21	2	2	2	2	2	2	2
22	2	2	2	2	2	2	1
23	1	1	1	1	2	2	1

**I-90 EASTBOUND INTERCHANGES 53 TO 52A (1,150 VEH/HR/LANE)**

### LANES REQUIRED TO BE OPEN BY HOUR AND TIME OF DAY

## SPRING SEASON

MARCH 1 THRU MAY 20

## SUMMER SEASON

MAY 21 THRU SEPTEMBER 15

HR/DAY	MON	TUES	WEDS	THUR	FRI	SAT	SUN
0	1	1	1	1	1	1	1
1	1	1	1	1	1	1	1
2	1	1	1	1	1	1	1
3	1	1	1	1	1	1	1
4	1	1	1	1	1	1	1
5	2	2	2	2	2	1	1
6	3	3	3	3	3	2	1
7	3	3	3	3	3	2	1
8	3	3	3	3	3	3	2
9	3	3	3	3	3	3	2
10	3	3	3	3	3	3	3
11	3	3	3	3	3	3	3
12	3	3	3	3	3	3	3
13	3	3	3	3	3	3	3
14	3	3	3	3	3	3	3
15	3	3	3	3	3	3	3
16	3	3	3	3	3	3	3
17	3	3	3	3	3	3	3
18	3	3	3	3	3	3	3
19	3	3	3	3	3	3	3
20	2	2	2	2	2	2	3
21	2	2	2	2	2	2	2
22	2	2	2	2	2	2	2
23	1	1	1	1	2	2	1

HR/DAY	MON	TUES	WEDS	THUR	FRI	SAT	SUN
0	1	1	1	1	1	1	1
1	1	1	1	1	1	1	1
2	1	1	1	1	1	1	1
3	1	1	1	1	1	1	1
4	1	1	1	1	1	1	1
5	2	2	2	2	2	1	1
6	3	3	3	3	3	2	1
7	3	3	3	3	3	2	1
8	3	3	3	3	3	3	2
9	3	3	3	3	3	3	2
10	3	3	3	3	3	3	3
11	3	3	3	3	3	3	3
12	3	3	3	3	3	3	3
13	3	3	3	3	3	3	3
14	3	3	3	3	3	3	3
15	3	3	3	3	3	3	3
16	3	3	3	3	3	3	3
17	3	3	3	3	3	3	3
18	3	3	3	3	3	3	3
19	3	3	3	3	3	3	3
20	2	3	3	3	3	3	3
21	2	2	2	3	3	3	3
22	2	2	2	3	3	3	2
23	2	1	2	2	2	2	1

### LANES REQUIRED TO BE OPEN BY HOUR AND TIME OF DAY

## FALL SEASON

**SEPTEMBER 16 THRU November 30**

HR/DAY	MON	TUES	WEDS	THUR	FRI	SAT	SUN
0	1	1	1	1	2	1	1
1	1	1	1	1	1	1	1
2	1	1	1	1	1	1	1
3	1	1	1	1	1	1	1
4	1	1	1	1	1	1	1
5	2	2	2	2	2	1	1
6	3	3	3	3	3	2	1
7	3	3	3	3	3	2	1
8	3	3	3	3	3	3	2
9	3	3	3	3	3	3	2
10	3	3	3	3	3	3	3
11	3	3	3	3	3	3	3
12	3	3	3	3	3	3	3
13	3	3	3	3	3	3	3
14	3	3	3	3	3	3	3
15	3	3	3	3	3	3	3
16	3	3	3	3	3	3	3
17	3	3	3	3	3	3	3
18	3	3	3	3	3	3	3
19	3	3	3	3	3	3	3
20	2	2	2	3	2	2	2
21	2	2	2	2	2	2	2
22	2	2	2	2	2	2	1
23	1	1	1	2	2	2	1

## WINTER SEAS

**DECEMBER 1 THRU February 28**

HR/DAY	MON	TUES	WEDS	THUR	FRI	SAT	SUN
0	1	1	1	1	1	1	1
1	1	1	1	1	1	1	1
2	1	1	1	1	1	1	1
3	1	1	1	1	1	1	1
4	1	1	1	1	1	1	1
5	2	2	2	2	2	1	1
6	3	3	3	3	3	1	1
7	3	3	3	3	3	2	1
8	3	3	3	3	3	2	2
9	3	3	3	3	3	3	2
10	3	3	3	3	3	3	3
11	3	3	3	3	3	3	3
12	3	3	3	3	3	3	3
13	3	3	3	3	3	3	3
14	3	3	3	3	3	3	3
15	3	3	3	3	3	3	3
16	3	3	3	3	3	3	3
17	3	3	3	3	3	3	3
18	3	3	3	3	3	3	3
19	2	2	3	3	3	2	2
20	2	2	2	2	2	2	2
21	2	2	2	2	2	2	2
22	2	2	2	2	2	2	2
23	1	1	1	1	2	2	1

NOTES:

- 1) THE NEW YORK STATE THRUWAY IS A LIMITED ACCESS, HIGH-SPEED, HIGH-VOLUME HIGHWAY. TRAFFIC SHALL BE MAINTAINED IN ACCORDANCE WITH THE *MANUAL ON UNIFORM TRAFFIC CONTROL DEVICES (MUTCD)*, THE *WORK ZONE TRAFFIC CONTROL PLANS*, AND THE *STANDARD SPECIFICATIONS* SECTION 619 AS AMENDED BY THE AUTHORITY.
- 2) LANE CLOSURES ON THE THRUWAY SHALL ONLY BE ALLOWED IN ACCORDANCE WITH THESE TRAFFIC MANAGEMENT TABLE(S), UNLESS INDICATED OTHERWISE IN THE CONTRACT PLANS OR PROPOSAL DOCUMENTS.
- 3) LANE CLOSURE CHARTS SHALL APPLY AS FOLLOWS:
  - 1,150 VEH/HR/LANE: APPLIES TO ALL WORK CONSIDERED DISRUPTIVE TO TRAFFIC.
  - 1,300 VEH/HR/LANE: APPLIES TO ALL WORK NOT CONSIDERED DISRUPTIVE TO TRAFFIC. WORK SHOULD BE ABLE TO BE IMMEDIATELY STOPPED AND LANE CLOSURE(S) REMOVED IN THE EVENT QUEUES, GREATER THAN 1 MILE, DEVELOP.

**Thruway  
Authority**

U.S. CUSTOMARY STANDARD SHEET

LANE CLOSURE CHARTS  
1,150 VEHICLES PER HOUR  
BUFFALO DIVISION  
(SHEET 11 OF 37)

APPROVED MAY 1, 2025

/S/ ROBERT COURNOYER, P.E.  
DIRECTOR HIGHWAY DESIGN  
BUREAU

ISSUED UNDER DB 25-002

**TA 619-35**

**I-90 WESTBOUND INTERCHANGES 53 TO 54 (1,150 VEH/HR/LANE)**

### LANES REQUIRED TO BE OPEN BY HOUR AND TIME OF DAY

## SPRING SEASON

**MARCH 1 THRU MAY 20**

## SUMMER SEASON

**MAY 21 THRU SEPTEMBER 15**

HR/DAY	MON	TUES	WEDS	THUR	FRI	SAT	SUN
0	1	1	1	1	1	1	1
1	1	1	1	1	1	1	1
2	1	1	1	1	1	1	1
3	1	1	1	1	1	1	1
4	1	1	1	1	1	1	1
5	1	1	1	1	1	1	1
6	3	3	3	3	3	1	1
7	4	4	4	4	4	2	2
8	4	4	4	4	4	3	2
9	3	3	3	3	4	3	2
10	3	3	3	3	4	4	3
11	3	3	4	4	4	4	3
12	4	4	4	4	4	4	4
13	4	4	4	4	4	4	4
14	4	4	4	4	4	4	4
15	4	4	4	4	4	4	4
16	4	4	4	4	4	4	4
17	4	4	4	4	4	4	3
18	4	4	4	4	4	3	3
19	3	3	3	3	3	3	3
20	3	3	3	3	3	2	2
21	2	3	3	3	3	3	2
22	2	2	2	2	3	3	2
23	1	2	2	2	2	2	1

HR/DAY	MON	TUES	WEDS	THUR	FRI	SAT	SUN
0	1	1	1	1	1	1	1
1	1	1	1	1	1	1	1
2	1	1	1	1	1	1	1
3	1	1	1	1	1	1	1
4	1	1	1	1	1	1	1
5	2	1	2	1	1	1	1
6	3	3	3	3	3	2	1
7	4	4	4	4	4	2	2
8	4	4	4	4	4	3	3
9	4	4	4	4	4	4	3
10	4	4	4	4	4	4	4
11	4	4	4	4	4	4	4
12	4	4	4	4	4	4	4
13	4	4	4	4	4	4	4
14	4	4	4	4	4	4	4
15	4	4	4	4	4	4	4
16	4	4	4	4	4	4	4
17	4	4	4	4	4	4	4
18	4	4	4	4	4	3	3
19	3	3	3	4	4	3	3
20	3	3	3	3	3	3	3
21	3	3	3	3	3	3	2
22	2	2	2	2	3	2	2
23	2	2	2	2	2	2	2

LANES REQUIRED TO BE OPEN BY HOUR AND TIME OF DAY

## FALL SEASON

**SEPTEMBER 16 THRU November 30**

HR/DAY	MON	TUES	WEDS	THUR	FRI	SAT	SUN
0	1	1	1	1	1	1	1
1	1	1	1	1	1	1	1
2	1	1	1	1	1	1	1
3	1	1	1	1	1	1	1
4	1	1	1	1	1	1	1
5	1	1	1	1	2	1	1
6	3	3	3	3	3	2	1
7	4	4	4	4	4	2	2
8	4	4	4	4	4	3	3
9	3	3	3	4	4	4	4
10	3	3	3	3	4	4	4
11	4	4	4	4	4	4	4
12	4	4	4	4	4	4	4
13	4	4	4	4	4	4	4
14	4	4	4	4	4	4	4
15	4	4	4	4	4	4	4
16	4	4	4	4	4	4	4
17	4	4	4	4	4	4	3
18	4	4	4	4	4	3	3
19	3	3	3	4	4	3	3
20	3	3	3	3	3	3	2
21	2	3	3	3	3	3	2
22	2	2	2	2	3	2	1
23	1	2	2	2	2	2	1

**WINTER SEAS.**

**DECEMBER 1 THRU February 28**

HR/DAY	MON	TUES	WEDS	THUR	FRI	SAT	SUN
0	1	1	1	1	1	1	1
1	1	1	1	1	1	1	1
2	1	1	1	1	1	1	1
3	1	1	1	1	1	1	1
4	1	1	1	1	1	1	1
5	1	1	1	1	1	1	1
6	3	3	3	3	3	1	1
7	4	4	4	4	4	2	2
8	4	4	4	4	4	3	2
9	3	4	3	3	3	3	3
10	3	3	3	3	3	3	4
11	4	4	4	3	4	4	4
12	4	4	4	4	4	4	4
13	4	4	4	4	4	4	3
14	4	4	4	4	4	4	3
15	4	4	4	4	4	4	4
16	4	4	4	4	4	4	3
17	4	4	4	4	4	4	3
18	4	4	4	4	4	3	3
19	3	3	3	3	3	3	2
20	3	3	3	3	3	2	2
21	2	3	3	3	3	3	2
22	2	2	2	2	3	3	2
23	2	2	2	2	2	2	1

### I-90 EASTBOUND INTERCHANGES 54 TO 53 (1,150 VEH/HR/LANE)

### LANES REQUIRED TO BE OPEN BY HOUR AND TIME OF DAY

## SPRING SEASON

**MARCH 1 THRU MAY 20**

## SUMMER SEASON

MAY 21 THRU SEPTEMBER 15

HR/DAY	MON	TUES	WEDS	THUR	FRI	SAT	SUN
0	1	1	1	1	1	1	1
1	1	1	1	1	1	1	1
2	1	1	1	1	1	1	1
3	1	1	1	1	1	1	1
4	1	1	1	1	1	1	1
5	2	2	2	2	2	1	1
6	4	4	4	4	4	2	1
7	4	4	4	4	4	2	1
8	4	4	4	4	4	3	2
9	4	4	4	4	4	3	2
10	4	4	4	4	4	3	3
11	4	4	4	4	4	4	4
12	4	4	4	4	4	4	4
13	4	4	4	4	4	4	4
14	4	4	4	4	4	4	4
15	4	4	4	4	4	4	4
16	4	4	4	4	4	4	4
17	4	4	4	4	4	4	4
18	4	4	4	4	4	4	4
19	3	3	3	3	3	3	3
20	3	2	3	3	3	2	3
21	2	2	2	2	2	2	2
22	2	2	2	2	2	2	2
23	1	1	1	1	2	2	1

HR/DAY	MON	TUES	WEDS	THUR	FRI	SAT	SUN
0	1	1	1	1	1	1	1
1	1	1	1	1	1	1	1
2	1	1	1	1	1	1	1
3	1	1	1	1	1	1	1
4	1	1	1	1	1	1	1
5	2	2	2	2	2	1	1
6	4	4	4	4	4	2	1
7	4	4	4	4	4	2	1
8	4	4	4	4	4	3	2
9	4	4	4	4	4	3	2
10	4	4	4	4	4	4	3
11	4	4	4	4	4	4	4
12	4	4	4	4	4	4	4
13	4	4	4	4	4	4	4
14	4	4	4	4	4	4	4
15	4	4	4	4	4	4	4
16	4	4	4	4	4	4	4
17	4	4	4	4	4	4	4
18	4	4	4	4	4	4	4
19	3	3	3	3	3	3	4
20	3	3	3	3	3	3	3
21	2	2	3	3	3	3	3
22	2	2	2	3	3	3	2
23	1	1	2	2	2	2	2

LANES REQUIRED TO BE OPEN BY HOUR AND TIME OF DAY

## FALL SEASON

**SEPTEMBER 16 THRU November 30**

HR/DAY	MON	TUES	WEDS	THUR	FRI	SAT	SUN
0	2	1	1	1	2	1	2
1	2	1	1	1	1	1	2
2	2	1	1	1	1	1	2
3	2	1	1	1	1	1	2
4	2	1	1	1	1	1	2
5	3	2	2	2	2	1	2
6	4	4	4	4	4	2	2
7	4	4	4	4	4	2	2
8	4	4	4	4	4	3	2
9	4	4	4	4	4	3	2
10	4	4	4	4	4	4	3
11	4	4	4	4	4	4	4
12	4	4	4	4	4	4	4
13	4	4	4	4	4	4	4
14	4	4	4	4	4	4	4
15	4	4	4	4	4	4	4
16	4	4	4	4	4	4	4
17	4	4	4	4	4	4	4
18	4	4	4	4	4	4	4
19	3	3	3	3	3	3	4
20	3	2	2	3	3	3	3
21	2	2	2	2	2	2	2
22	2	2	2	2	2	2	2
23	2	1	1	2	2	2	2

**WINTER SEAS.**

**DECEMBER 1 THRU February 28**

HR/DAY	MON	TUES	WEDS	THUR	FRI	SAT	SUN
0	1	2	1	1	1	1	1
1	1	1	1	1	1	1	1
2	1	1	1	1	1	1	1
3	1	1	2	1	1	1	1
4	2	1	2	1	1	1	1
5	2	2	3	2	2	1	1
6	4	4	4	4	4	2	1
7	4	4	4	4	4	2	1
8	4	4	4	4	4	3	2
9	4	4	4	4	4	3	2
10	4	4	4	4	4	3	3
11	4	4	4	4	4	4	3
12	4	4	4	4	4	4	4
13	4	4	4	4	4	4	4
14	4	4	4	4	4	4	4
15	4	4	4	4	4	4	4
16	4	4	4	4	4	4	4
17	4	4	4	4	4	4	4
18	4	4	4	4	4	4	3
19	3	3	3	3	3	3	3
20	2	2	2	2	2	2	2
21	2	2	2	2	2	2	2
22	2	2	2	2	2	2	2
23	1	1	1	1	2	2	1

NOTES:

- 1) THE NEW YORK STATE THRUWAY IS A LIMITED ACCESS, HIGH-SPEED, HIGH-VOLUME HIGHWAY. TRAFFIC SHALL BE MAINTAINED IN ACCORDANCE WITH THE *MANUAL ON UNIFORM TRAFFIC CONTROL DEVICES (MUTCD)*, THE *WORK ZONE TRAFFIC CONTROL PLANS*, AND THE *STANDARD SPECIFICATIONS* SECTION 619 AS AMENDED BY THE AUTHORITY.
- 2) LANE CLOSURES ON THE THRUWAY SHALL ONLY BE ALLOWED IN ACCORDANCE WITH THESE TRAFFIC MANAGEMENT TABLE(S), UNLESS INDICATED OTHERWISE IN THE CONTRACT PLANS OR PROPOSAL DOCUMENTS.
- 3) LANE CLOSURE CHARTS SHALL APPLY AS FOLLOWS:
  - 1,150 VEH/HR/LANE: APPLIES TO ALL WORK CONSIDERED DISRUPTIVE TO TRAFFIC.
  - 1,300 VEH/HR/LANE: APPLIES TO ALL WORK NOT CONSIDERED DISRUPTIVE TO TRAFFIC. WORK SHOULD BE ABLE TO BE IMMEDIATELY STOPPED AND LANE CLOSURE(S) REMOVED IN THE EVENT QUEUES, GREATER THAN 1 MILE, DEVELOP.

**Thruway  
Authority**

U.S. CUSTOMARY STANDARD SHEET

LANE CLOSURE CHARTS  
1,150 VEHICLES PER HOUR  
BUFFALO DIVISION  
(SHEET 12 OF 37)

APPROVED MAY 1, 2025  
S/ ROBERT COURNOYER, P.E.  
DIRECTOR HIGHWAY DESIGN  
BUREAU

ISSUED UNDER DB 25-002

**TA 619-35**

I-90 WESTBOUND INTERCHANGES 54 TO 55 (1,150 VEH/HR/LANE)

LANES REQUIRED TO BE OPEN BY HOUR AND TIME OF DAY

SPRING SEASON							
MARCH 1 THRU MAY 20							
HR/DAY	MON	TUES	WEDS	THUR	FRI	SAT	SUN
0	1	1	1	1	1	1	1
1	1	1	1	1	1	1	1
2	1	1	1	1	1	1	1
3	1	1	1	1	1	1	1
4	1	1	1	1	1	1	1
5	1	1	1	1	1	1	1
6	3	3	3	3	3	1	1
7	3	3	3	3	3	2	1
8	3	3	3	3	3	2	2
9	3	3	3	3	3	3	2
10	3	3	3	3	3	3	2
11	3	3	3	3	3	3	3
12	3	3	3	3	3	3	3
13	3	3	3	3	3	3	3
14	3	3	3	3	3	3	3
15	3	3	3	3	3	3	3
16	3	3	3	3	3	3	3
17	3	3	3	3	3	3	3
18	3	3	3	3	3	3	2
19	2	3	3	3	3	2	2
20	2	2	2	2	2	2	2
21	2	2	2	2	2	2	2
22	2	2	2	2	2	2	1
23	1	1	1	1	2	1	1

SUMMER SEASON							
MAY 21 THRU SEPTEMBER 15							
HR/DAY	MON	TUES	WEDS	THUR	FRI	SAT	SUN
0	1	1	1	1	1	1	1
1	1	1	1	1	1	1	1
2	1	1	1	1	1	1	1
3	1	1	1	1	1	1	1
4	1	1	1	1	1	1	1
5	1	1	1	1	1	1	1
6	3	3	3	3	3	1	1
7	3	3	3	3	3	2	1
8	3	3	3	3	3	3	2
9	3	3	3	3	3	3	3
10	3	3	3	3	3	3	3
11	3	3	3	3	3	3	3
12	3	3	3	3	3	3	3
13	3	3	3	3	3	3	3
14	3	3	3	3	3	3	3
15	3	3	3	3	3	3	3
16	3	3	3	3	3	3	3
17	3	3	3	3	3	3	3
18	3	3	3	3	3	3	3
19	3	3	3	3	3	2	2
20	2	2	2	3	2	2	2
21	2	2	2	2	2	2	2
22	2	2	2	2	2	2	1
23	1	1	1	1	2	2	1

LANES REQUIRED TO BE OPEN BY HOUR AND TIME OF DAY

FALL SEASON							
SEPTEMBER 16 THRU November 30							
HR/DAY	MON	TUES	WEDS	THUR	FRI	SAT	SUN
0	1	1	1	1	1	1	1
1	1	1	1	1	1	1	1
2	1	1	1	1	1	1	1
3	1	1	1	1	1	1	1
4	1	1	1	1	1	1	1
5	1	1	1	1	1	1	1
6	3	3	3	3	3	1	1
7	3	3	3	3	3	2	2
8	3	3	3	3	3	3	3
9	3	3	3	3	3	3	3
10	3	3	3	3	3	3	3
11	3	3	3	3	3	3	3
12	3	3	3	3	3	3	3
13	3	3	3	3	3	3	3
14	3	3	3	3	3	3	3
15	3	3	3	3	3	3	3
16	3	3	3	3	3	3	3
17	3	3	3	3	3	3	3
18	3	3	3	3	3	3	2
19	2	3	3	3	3	2	2
20	2	2	2	2	2	2	2
21	2	2	2	2	2	2	1
22	1	2	2	2	2	2	1
23	1	1	1	1	2	1	1

WINTER SEAS.							
DECEMBER 1 THRU February 28							
HR/DAY	MON	TUES	WEDS	THUR	FRI	SAT	SUN
0	1	1	1	1	1	1	1
1	1	1	1	1	1	1	1
2	1	1	1	1	1	1	1
3	1	1	1	1	1	1	1
4	1	1	1	1	1	1	1
5	1	1	1	1	1	1	1
6	3	3	3	3	3	1	1
7	3	3	3	3	3	2	1
8	3	3	3	3	3	2	2
9	3	3	3	3	3	3	3
10	3	3	3	3	3	3	3
11	3	3	3	3	3	3	3
12	3	3	3	3	3	3	3
13	3	3	3	3	3	3	3
14	3	3	3	3	3	3	3
15	3	3	3	3	3	3	3
16	3	3	3	3	3	3	3
17	3	3	3	3	3	3	2
18	3	3	3	3	3	3	2
19	2	3	3	3	3	2	2
20	2	2	2	2	2	2	2
21	2	2	2	2	2	2	1
22	2	2	2	2	2	2	1
23	1	1	1	1	2	1	1

I-90 EASTBOUND INTERCHANGES 55 TO 54 (1,150 VEH/HR/LANE)

LANES REQUIRED TO BE OPEN BY HOUR AND TIME OF DAY

SPRING SEASON							
MARCH 1 THRU MAY 20							
HR/DAY	MON	TUES	WEDS	THUR	FRI	SAT	SUN
0	1	1	1	1	1	1	1
1	1	1	1	1	1	1	1
2	1	1	1	1	1	1	1
3	1	1	1	1	1	1	1
4	1	1	1	1	1	1	1
5	2	2	2	2	2	1	1
6	3	3	3	3	3	1	1
7	3	3	3	3	3	2	1
8	3	3	3	3	3	2	2
9	3	3	3	3	3	3	2
10	3	3	3	3	3	3	2
11	3	3	3	3	3	3	3
12	3	3	3	3	3	3	3
13	3	3	3	3	3	3	3
14	3	3	3	3	3	3	3
15	3	3	3	3	3	3	3
16	3	3	3	3	3	3	3
17	3	3	3	3	3	3	3
18	3	3	3	3	3	3	3
19	3	2	2	3	3	3	3
20	2	2	2	2	2	2	3
21	2	2	2	2	2	2	2
22	2	1	2	2	2	2	2
23	1	1	1	1	1	1	1

SUMMER SEASON							
MAY 21 THRU SEPTEMBER 15							
HR/DAY	MON	TUES	WEDS	THUR	FRI	SAT	SUN
0	1	1	1	1	1	1	1
1	1	1	1	1	1	1	1
2	1	1	1	1	1	1	1
3	1	1	1	1	1	1	1
4	1	1	1	1	1	1	1
5	2	2	2	2	2	1	1
6	3	3	3	3	3	2	1
7	3	3	3	3	3	2	1
8	3	3	3	3	3	2	2
9	3	3	3	3	3	3	2
10	3	3	3	3	3	3	3
11	3	3	3	3	3	3	3
12	3	3	3	3	3	3	3
13	3	3	3	3	3	3	3
14	3	3	3	3	3	3	3
15	3	3	3	3	3	3	3
16	3	3	3	3	3	3	3
17	3	3	3	3	3	3	3
18	3	3	3	3	3	3	3
19	3	2	2	3	3	3	3
20	2	2	2	2	3	3	3
21	2	2	2	3	2	3	2
22	2	2	2	2	2	2	2
23	1	1	1	2	2	2	1

LANES REQUIRED TO BE OPEN BY HOUR AND TIME OF DAY

FALL SEASON							
SEPTEMBER 16 THRU November 30							
HR/DAY	MON	TUES	WEDS	THUR	FRI	SAT	SUN
0	1	1	1	1	2	1	1
1	1	1	1	1	1	1	1
2	1	1	1	1	1	1	1
3	1	1	1	1	1	1	1
4	1	1	1	1	1	1	1
5	2	2	2	2	2	1	1
6	3	3	3	3	3	1	1
7	3	3	3	3	3	2	1
8	3	3	3	3	3	2	2
9	3	3	3	3	3	3	2
10	3	3	3	3	3	3	2
11	3	3	3	3	3	3	3
12	3	3	3	3	3	3	3
13	3	3	3	3	3	3	3
14	3	3	3	3	3	3	3
15	3	3	3	3	3	3	3
16	3	3	3	3	3	3	3
17	3	3	3	3	3	3	3
18	3	3	3	3	3	3	3
19	2	2	2	2	3	2	3
20	2	2	2	2	2	2	2
21	2	2	2	2	2	2	2
22	1	1	1	2	2	2	1
23	1	1	1	2	1	1	1

WINTER SEAS.		DECEMBER 1 THRU February 28					
HR/DAY	MON	TUES	WEDS	THUR	FRI	SAT	SUN
0	1	1	1	1	1	1	1
1	1	1	1	1	1	1	1
2	1	1	1	1	1	1	1
3	1	1	1	1	1	1	1
4	1	1	1	1	1	1	1
5	2	2	2	2	2	1	1
6	3	3	3	3	3	1	1
7	3	3	3	3	3	2	1
8	3	3	3	3	3	2	1
9	3	3	3	3	3	3	2
10	3	3	3	3	3	3	2
11	3	3	3	3	3	3	3
12	3	3	3	3	3	3	3
13	3	3	3	3	3	3	3
14	3	3	3	3	3	3	3
15	3	3	3	3	3	3	3
16	3	3	3	3	3	3	3
17	3	3	3	3	3	3	3
18	3	3	3	3	3	3	3
19	2	2	2	2	2	2	2
20	2	2	2	2	2	2	2
21	2	2	2	2	2	2	2
22	1	1	1	2	2	2	2
23	1	1	1	1	1	1	1

**I-90 WESTBOUND INTERCHANGES 55 TO 56 (1,150 VEH/HR/LANE)**

### LANES REQUIRED TO BE OPEN BY HOUR AND TIME OF DAY

## SPRING SEASON

**MARCH 1 THRU MAY 20**

## SUMMER SEASON

**MAY 21 THRU SEPTEMBER 15**

HR/DAY	MON	TUES	WEDS	THUR	FRI	SAT	SUN
0	1	1	1	1	1	1	1
1	1	1	1	1	1	1	1
2	1	1	1	1	1	1	1
3	1	1	1	1	1	1	1
4	1	1	1	1	1	1	1
5	1	1	1	1	1	1	1
6	1	1	1	1	1	1	1
7	2	2	2	2	2	1	1
8	2	2	2	2	2	2	1
9	2	2	2	2	2	2	1
10	2	2	2	2	2	2	2
11	2	2	2	2	2	2	2
12	2	2	2	2	2	2	2
13	2	2	2	2	2	2	2
14	2	2	2	2	2	2	2
15	2	2	2	2	2	2	2
16	2	2	2	2	2	2	2
17	2	2	2	2	2	2	2
18	2	2	2	2	2	2	2
19	1	1	2	2	2	1	2
20	1	1	1	1	1	1	1
21	1	1	1	1	1	1	1
22	1	1	1	1	1	1	1
23	1	1	1	1	1	1	1

HR/DAY	MON	TUES	WEDS	THUR	FRI	SAT	SUN
0	1	1	1	1	1	1	1
1	1	1	1	1	1	1	1
2	1	1	1	1	1	1	1
3	1	1	1	1	1	1	1
4	1	1	1	1	1	1	1
5	1	1	1	1	1	1	1
6	1	1	1	1	1	1	1
7	2	2	2	2	2	1	1
8	2	2	2	2	2	2	1
9	2	2	2	2	2	2	2
10	2	2	2	2	2	2	2
11	2	2	2	2	2	2	2
12	2	2	2	2	2	2	2
13	2	2	2	2	2	2	2
14	2	2	2	2	2	2	2
15	2	2	2	2	2	2	2
16	2	2	2	2	2	2	2
17	2	2	2	2	2	2	2
18	2	2	2	2	2	2	2
19	2	2	2	2	2	2	2
20	1	1	1	2	2	1	1
21	1	1	1	1	1	1	1
22	1	1	1	1	1	1	1
23	1	1	1	1	1	1	1

### LANES REQUIRED TO BE OPEN BY HOUR AND TIME OF DAY

## FALL SEASON

**SEPTEMBER 16 THRU November 30**

HR/DAY	MON	TUES	WEDS	THUR	FRI	SAT	SUN
0	1	1	1	1	1	1	1
1	1	1	1	1	1	1	1
2	1	1	1	1	1	1	1
3	1	1	1	1	1	1	1
4	1	1	1	1	1	1	1
5	1	1	1	1	1	1	1
6	1	1	1	1	1	1	1
7	2	2	2	2	2	1	1
8	2	2	2	2	2	2	1
9	2	2	2	2	2	2	2
10	2	2	2	2	2	2	2
11	2	2	2	2	2	2	2
12	2	2	2	2	2	2	2
13	2	2	2	2	2	2	2
14	2	2	2	2	2	2	2
15	2	2	2	2	2	2	2
16	2	2	2	2	2	2	2
17	2	2	2	2	2	2	2
18	2	2	2	2	2	2	2
19	1	2	2	2	2	1	2
20	1	1	1	1	1	1	1
21	1	1	1	1	1	1	1
22	1	1	1	1	1	1	1
23	1	1	1	1	1	1	1

**WINTER SEAS.**

**DECEMBER 1 THRU February 28**

HR/DAY	MON	TUES	WEDS	THUR	FRI	SAT	SUN
0	1	1	1	1	1	1	1
1	1	1	1	1	1	1	1
2	1	1	1	1	1	1	1
3	1	1	1	1	1	1	1
4	1	1	1	1	1	1	1
5	1	1	1	1	1	1	1
6	1	1	1	1	1	1	1
7	2	2	2	2	2	1	1
8	2	2	2	2	2	1	1
9	2	2	2	2	2	2	1
10	2	2	2	2	2	2	2
11	2	2	2	2	2	2	2
12	2	2	2	2	2	2	2
13	2	2	2	2	2	2	2
14	2	2	2	2	2	2	2
15	2	2	2	2	2	2	2
16	2	2	2	2	2	2	2
17	2	2	2	2	2	2	2
18	2	2	2	2	2	2	1
19	1	1	1	2	2	1	1
20	1	1	1	1	1	1	1
21	1	1	1	1	1	1	1
22	1	1	1	1	1	1	1
23	1	1	1	1	1	1	1

**I-90 EASTBOUND INTERCHANGES 56 TO 55 (1,150 VEH/HR/LANE)**

### LANES REQUIRED TO BE OPEN BY HOUR AND TIME OF DAY

## SPRING SEASON

**MARCH 1 THRU MAY 20**

## SUMMER SEASON

MAY 21 THRU SEPTEMBER 15

HR/DAY	MON	TUES	WEDS	THUR	FRI	SAT	SUN
0	1	1	1	1	1	1	1
1	1	1	1	1	1	1	1
2	1	1	1	1	1	1	1
3	1	1	1	1	1	1	1
4	1	1	1	1	1	1	1
5	1	1	1	1	1	1	1
6	2	2	2	2	2	1	1
7	2	2	2	2	2	1	1
8	2	2	2	2	2	1	1
9	2	2	2	2	2	2	1
10	2	2	2	2	2	2	2
11	2	2	2	2	2	2	2
12	2	2	2	2	2	2	2
13	2	2	2	2	2	2	2
14	2	2	2	2	2	2	2
15	2	2	2	2	2	2	2
16	2	2	2	2	2	2	2
17	2	2	2	2	2	2	2
18	2	2	2	2	2	2	2
19	2	1	1	1	2	2	2
20	1	1	1	1	1	1	2
21	1	1	1	1	1	1	1
22	1	1	1	1	1	1	1
23	1	1	1	1	1	1	1

HR/DAY	MON	TUES	WEDS	THUR	FRI	SAT	SUN
0	1	1	1	1	1	1	1
1	1	1	1	1	1	1	1
2	1	1	1	1	1	1	1
3	1	1	1	1	1	1	1
4	1	1	1	1	1	1	1
5	1	1	1	1	1	1	1
6	2	2	2	2	2	1	1
7	2	2	2	2	2	1	1
8	2	2	2	2	2	1	1
9	2	2	2	2	2	2	1
10	2	2	2	2	2	2	2
11	2	2	2	2	2	2	2
12	2	2	2	2	2	2	2
13	2	2	2	2	2	2	2
14	2	2	2	2	2	2	2
15	2	2	2	2	2	2	2
16	2	2	2	2	2	2	2
17	2	2	2	2	2	2	2
18	2	2	2	2	2	2	2
19	2	2	2	2	2	2	2
20	2	1	2	2	2	2	2
21	1	1	1	2	2	2	2
22	1	1	1	1	2	2	1
23	1	1	1	1	1	1	1

**LANES REQUIRED TO BE OPEN BY HOUR AND TIME OF DAY**

## FALL SEASON

**SEPTEMBER 16 THRU November 30**

HR/DAY	MON	TUES	WEDS	THUR	FRI	SAT	SUN
0	1	1	1	1	1	1	1
1	1	1	1	1	1	1	1
2	1	1	1	1	1	1	1
3	1	1	1	1	1	1	1
4	1	1	1	1	1	1	1
5	1	1	1	1	1	1	1
6	2	2	2	2	2	1	1
7	2	2	2	2	2	1	1
8	2	2	2	2	2	1	1
9	2	2	2	2	2	2	1
10	2	2	2	2	2	2	2
11	2	2	2	2	2	2	2
12	2	2	2	2	2	2	2
13	2	2	2	2	2	2	2
14	2	2	2	2	2	2	2
15	2	2	2	2	2	2	2
16	2	2	2	2	2	2	2
17	2	2	2	2	2	2	2
18	2	2	2	2	2	2	2
19	1	1	2	2	2	2	2
20	1	1	1	1	1	1	2
21	1	1	1	1	1	1	1
22	1	1	1	1	1	1	1
23	1	1	1	1	1	1	1

**WINTER SEAS.**

**DECEMBER 1 THRU February 28**

HR/DAY	MON	TUES	WEDS	THUR	FRI	SAT	SUN
0	1	1	1	1	1	1	1
1	1	1	1	1	1	1	1
2	1	1	1	1	1	1	1
3	1	1	1	1	1	1	1
4	1	1	1	1	1	1	1
5	1	1	1	1	1	1	1
6	2	2	2	2	2	1	1
7	2	2	2	2	2	1	1
8	2	2	2	2	2	1	1
9	2	2	2	2	2	1	1
10	2	2	2	2	2	2	1
11	2	2	2	2	2	2	2
12	2	2	2	2	2	2	2
13	2	2	2	2	2	2	2
14	2	2	2	2	2	2	2
15	2	2	2	2	2	2	2
16	2	2	2	2	2	2	2
17	2	2	2	2	2	2	2
18	2	2	2	2	2	2	2
19	1	1	1	1	1	1	1
20	1	1	1	1	1	1	1
21	1	1	1	1	1	1	1
22	1	1	1	1	1	1	1
23	1	1	1	1	1	1	1

NOTES:

- 1) THE NEW YORK STATE THRUWAY IS A LIMITED ACCESS, HIGH-SPEED, HIGH-VOLUME HIGHWAY. TRAFFIC SHALL BE MAINTAINED IN ACCORDANCE WITH THE *MANUAL ON UNIFORM TRAFFIC CONTROL DEVICES (MUTCD)*, THE *WORK ZONE TRAFFIC CONTROL PLANS*, AND THE *STANDARD SPECIFICATIONS* SECTION 619 AS AMENDED BY THE AUTHORITY.
- 2) LANE CLOSURES ON THE THRUWAY SHALL ONLY BE ALLOWED IN ACCORDANCE WITH THESE TRAFFIC MANAGEMENT TABLE(S), UNLESS INDICATED OTHERWISE IN THE CONTRACT PLANS OR PROPOSAL DOCUMENTS.
- 3) LANE CLOSURE CHARTS SHALL APPLY AS FOLLOWS:
  - 1,150 VEH/HR/LANE: APPLIES TO ALL WORK CONSIDERED DISRUPTIVE TO TRAFFIC.
  - 1,300 VEH/HR/LANE: APPLIES TO ALL WORK NOT CONSIDERED DISRUPTIVE TO TRAFFIC. WORK SHOULD BE ABLE TO BE IMMEDIATELY STOPPED AND LANE CLOSURE(S) REMOVED IN THE EVENT QUEUES, GREATER THAN 1 MILE, DEVELOP.

**Thruway  
Authority**

U.S. CUSTOMARY STANDARD SHEET

LANE CLOSURE CHARTS  
1,150 VEHICLES PER HOUR  
BUFFALO DIVISION  
(SHEET 14 OF 37)

APPROVED MAY 1, 2025  
S/ ROBERT COURNOYER, P.E.  
DIRECTOR HIGHWAY DESIGN  
BUREAU

ISSUED UNDER DB 25-002

**TA 619-35**

**I-90 WESTBOUND INTERCHANGES 56 TO 57 (1,150 VEH/HR/LANE)**

### LANES REQUIRED TO BE OPEN BY HOUR AND TIME OF DAY

## SPRING SEASON

MARCH 1 THRU MAY 20

## SUMMER SEASON

MAY 21 THRU SEPTEMBER 15

HR/DAY	MON	TUES	WEDS	THUR	FRI	SAT	SUN
0	1	1	1	1	1	1	1
1	1	1	1	1	1	1	1
2	1	1	1	1	1	1	1
3	1	1	1	1	1	1	1
4	1	1	1	1	1	1	1
5	1	1	1	1	1	1	1
6	1	1	1	1	1	1	1
7	1	1	1	1	2	1	1
8	1	1	1	2	2	2	1
9	1	1	1	2	2	2	1
10	2	1	1	2	2	2	1
11	2	1	2	2	2	2	2
12	2	1	2	2	2	2	2
13	2	2	2	2	2	2	2
14	2	2	2	2	2	2	2
15	2	2	2	2	2	2	2
16	2	2	2	2	2	2	2
17	2	2	2	2	2	1	2
18	2	2	2	2	2	1	1
19	1	1	1	1	2	1	1
20	1	1	1	1	1	1	1
21	1	1	1	1	1	1	1
22	1	1	1	1	1	1	1
23	1	1	1	1	1	1	1

HR/DAY	MON	TUES	WEDS	THUR	FRI	SAT	SUN
0	1	1	1	1	1	1	1
1	1	1	1	1	1	1	1
2	1	1	1	1	1	1	1
3	1	1	1	1	1	1	1
4	1	1	1	1	1	1	1
5	1	1	1	1	1	1	1
6	1	1	1	1	1	1	1
7	2	1	1	2	2	1	1
8	2	2	2	2	2	2	1
9	2	2	2	2	2	2	2
10	2	2	2	2	2	2	2
11	2	2	2	2	2	2	2
12	2	2	2	2	2	2	2
13	2	2	2	2	2	2	2
14	2	2	2	2	2	2	2
15	2	2	2	2	2	2	2
16	2	2	2	2	2	2	2
17	2	2	2	2	2	2	2
18	2	2	2	2	2	2	2
19	1	1	1	2	2	1	2
20	1	1	1	1	1	1	1
21	1	1	1	1	1	1	1
22	1	1	1	1	1	1	1
23	1	1	1	1	1	1	1

LANES REQUIRED TO BE OPEN BY HOUR AND TIME OF DAY

## FALL SEASON

**SEPTEMBER 16 THRU November 30**

HR/DAY	MON	TUES	WEDS	THUR	FRI	SAT	SUN
0	1	1	1	1	1	1	1
1	1	1	1	1	1	1	1
2	1	1	1	1	1	1	1
3	1	1	1	1	1	1	1
4	1	1	1	1	1	1	1
5	1	1	1	1	1	1	1
6	1	1	1	1	1	1	1
7	1	1	2	2	2	1	1
8	1	1	2	2	2	1	1
9	2	1	2	2	2	2	1
10	2	2	2	2	2	2	2
11	2	2	2	2	2	2	2
12	2	2	2	2	2	2	2
13	2	2	2	2	2	2	2
14	2	2	2	2	2	2	2
15	2	2	2	2	2	2	2
16	2	2	2	2	2	2	2
17	2	2	2	2	2	2	2
18	2	2	2	2	2	1	2
19	1	1	1	1	2	1	1
20	1	1	1	1	1	1	1
21	1	1	1	1	1	1	1
22	1	1	1	1	1	1	1
23	1	1	1	1	1	1	1

**WINTER SEAS.**

**DECEMBER 1 THRU February 28**

HR/DAY	MON	TUES	WEDS	THUR	FRI	SAT	SUN
0	1	1	1	1	1	1	1
1	1	1	1	1	1	1	1
2	1	1	1	1	1	1	1
3	1	1	1	1	1	1	1
4	1	1	1	1	1	1	1
5	1	1	1	1	1	1	1
6	1	1	1	1	1	1	1
7	1	1	1	1	1	1	1
8	1	1	1	1	1	1	1
9	1	1	1	1	1	1	1
10	1	1	1	1	2	2	1
11	1	1	1	1	2	2	1
12	2	2	2	1	2	2	2
13	2	2	2	2	2	2	2
14	2	2	2	2	2	2	2
15	2	2	2	2	2	2	2
16	2	2	2	2	2	2	1
17	2	2	2	2	2	1	1
18	2	2	2	2	2	1	1
19	1	1	1	1	1	1	1
20	1	1	1	1	1	1	1
21	1	1	1	1	1	1	1
22	1	1	1	1	1	1	1
23	1	1	1	1	1	1	1

### I-90 EASTBOUND INTERCHANGES 57 TO 56 (1,150 VEH/HR/LANE)

### LANES REQUIRED TO BE OPEN BY HOUR AND TIME OF DAY

## SPRING SEASON

MARCH 1 THRU MAY 20

## SUMMER SEASON

MAY 21 THRU SEPTEMBER 15

HR/DAY	MON	TUES	WEDS	THUR	FRI	SAT	SUN
0	1	1	1	1	1	1	1
1	1	1	1	1	1	1	1
2	1	1	1	1	1	1	1
3	1	1	1	1	1	1	1
4	1	1	1	1	1	1	1
5	1	1	1	1	1	1	1
6	2	1	1	1	1	1	1
7	2	2	2	2	2	1	1
8	2	2	2	2	2	1	1
9	2	1	1	1	1	1	1
10	1	1	1	1	2	1	1
11	2	1	1	2	2	2	2
12	2	1	1	2	2	2	2
13	2	1	2	2	2	2	2
14	2	2	2	2	2	2	2
15	2	2	2	2	2	2	2
16	2	2	2	2	2	2	2
17	2	2	2	2	2	2	2
18	2	1	1	2	2	2	2
19	2	1	1	1	1	1	2
20	1	1	1	1	1	1	2
21	1	1	1	1	1	1	1
22	1	1	1	1	1	1	1
23	1	1	1	1	1	1	1

HR/DAY	MON	TUES	WEDS	THUR	FRI	SAT	SUN
0	1	1	1	1	1	1	1
1	1	1	1	1	1	1	1
2	1	1	1	1	1	1	1
3	1	1	1	1	1	1	1
4	1	1	1	1	1	1	1
5	1	1	1	1	1	1	1
6	2	1	2	1	1	1	1
7	2	2	2	2	2	1	1
8	2	2	2	2	2	1	1
9	2	2	2	2	2	2	1
10	2	2	2	2	2	2	2
11	2	2	2	2	2	2	2
12	2	2	2	2	2	2	2
13	2	2	2	2	2	2	2
14	2	2	2	2	2	2	2
15	2	2	2	2	2	2	2
16	2	2	2	2	2	2	2
17	2	2	2	2	2	2	2
18	2	2	2		2	2	2
19	2	1	1	2	2	2	2
20	1	1	1	1	2	1	2
21	1	1	1	1	1	1	2
22	1	1	1	1	1	1	1
23	1	1	1	1	1	1	1

LANES REQUIRED TO BE OPEN BY HOUR AND TIME OF DAY

## FALL SEASON

**SEPTEMBER 16 THRU November 30**

HR/DAY	MON	TUES	WEDS	THUR	FRI	SAT	SUN
0	1	1	1	1	1	1	1
1	1	1	1	1	1	1	1
2	1	1	1	1	1	1	1
3	1	1	1	1	1	1	1
4	1	1	1	1	1	1	1
5	1	1	1	1	1	1	1
6	1	1	2	2	2	1	1
7	2	2	2	2	2	1	1
8	2	2	2	2	2	1	1
9	1	1	1	2	2	1	1
10	1	1	1	1	2	2	1
11	2	1	2	2	2	2	2
12	2	2	2	2	2	2	2
13	2	2	2	2	2	2	2
14	2	2	2	2	2	2	2
15	2	2	2	2	2	2	2
16	2	2	2	2	2	2	2
17	2	2	2	2	2	2	2
18	1	1	2	2	2	2	2
19	2	1	1	1	1	1	2
20	1	1	1	1	1	1	1
21	1	1	1	1	1	1	1
22	1	1	1	1	1	1	1
23	1	1	1	1	1	1	1

**WINTER SEAS.**

**DECEMBER 1 THRU February 28**

HR/DAY	MON	TUES	WEDS	THUR	FRI	SAT	SUN
0	1	1	1	1	1	1	1
1	1	1	1	1	1	1	1
2	1	1	1	1	1	1	1
3	1	1	1	1	1	1	1
4	1	1	1	1	1	1	1
5	1	1	1	1	1	1	1
6	2	2	2	2	1	1	1
7	2	2	2	2	2	1	1
8	2	2	2	2	2	1	1
9	1	1	1	1	1	1	1
10	1	1	1	1	1	1	1
11	1	1	1	1	2	2	1
12	2	1	1	1	2	2	2
13	2	2	1	1	2	2	2
14	2	2	2	2	2	2	2
15	2	2	2	2	2	2	2
16	2	2	2	2	2	2	2
17	2	2	2	2	2	1	2
18	1	1	1	1	2	1	1
19	1	1	1	1	1	1	1
20	1	1	1	1	1	1	1
21	1	1	1	1	1	1	1
22	1	1	1	1	1	1	1
23	1	1	1	1	1	1	1

NOTES:

- 1) THE NEW YORK STATE THRUWAY IS A LIMITED ACCESS, HIGH-SPEED, HIGH-VOLUME HIGHWAY. TRAFFIC SHALL BE MAINTAINED IN ACCORDANCE WITH THE *MANUAL ON UNIFORM TRAFFIC CONTROL DEVICES (MUTCD)*, THE *WORK ZONE TRAFFIC CONTROL PLANS*, AND THE *STANDARD SPECIFICATIONS* SECTION 619 AS AMENDED BY THE AUTHORITY.
- 2) LANE CLOSURES ON THE THRUWAY SHALL ONLY BE ALLOWED IN ACCORDANCE WITH THESE TRAFFIC MANAGEMENT TABLE(S), UNLESS INDICATED OTHERWISE IN THE CONTRACT PLANS OR PROPOSAL DOCUMENTS.
- 3) LANE CLOSURE CHARTS SHALL APPLY AS FOLLOWS:
  - 1,150 VEH/HR/LANE: APPLIES TO ALL WORK CONSIDERED DISRUPTIVE TO TRAFFIC.
  - 1,300 VEH/HR/LANE: APPLIES TO ALL WORK NOT CONSIDERED DISRUPTIVE TO TRAFFIC. WORK SHOULD BE ABLE TO BE IMMEDIATELY STOPPED AND LANE CLOSURE(S) REMOVED IN THE EVENT QUEUES, GREATER THAN 1 MILE, DEVELOP.

**Thruway  
Authority**

U.S. CUSTOMARY STANDARD SHEET

LANE CLOSURE CHARTS  
1,150 VEHICLES PER HOUR  
BUFFALO DIVISION  
(SHEET 15 OF 37)

APPROVED MAY 1, 2025  
S/ ROBERT COURNOYER, P.E.  
DIRECTOR HIGHWAY DESIGN  
BUREAU

ISSUED UNDER DB 25-002

**TA 619-35**

I-90 WESTBOUND INTERCHANGES 57 TO 57A (1,150 VEH/HR/LANE)

LANES REQUIRED TO BE OPEN BY HOUR AND TIME OF DAY

SPRING SEASON							
MARCH 1 THRU MAY 20							
HR/DAY	MON	TUES	WEDS	THUR	FRI	SAT	SUN
0	1	1	1	1	1	1	1
1	1	1	1	1	1	1	1
2	1	1	1	1	1	1	1
3	1	1	1	1	1	1	1
4	1	1	1	1	1	1	1
5	1	1	1	1	1	1	1
6	1	1	1	1	1	1	1
7	1	1	1	1	1	1	1
8	1	1	1	1	1	1	1
9	1	1	1	1	2	2	1
10	1	1	1	1	2	2	1
11	2	1	1	1	2	2	1
12	2	1	1	1	2	2	2
13	2	1	1	1	2	1	2
14	2	1	1	2	2	1	2
15	2	1	2	2	2	1	1
16	2	2	2	2	2	1	1
17	1	1	2	2	2	1	1
18	1	1	1	1	2	1	1
19	1	1	1	1	1	1	1
20	1	1	1	1	1	1	1
21	1	1	1	1	1	1	1
22	1	1	1	1	1	1	1
23	1	1	1	1	1	1	1

SUMMER SEASON							
MAY 21 THRU SEPTEMBER 15							
HR/DAY	MON	TUES	WEDS	THUR	FRI	SAT	SUN
0	1	1	1	1	1	1	1
1	1	1	1	1	1	1	1
2	1	1	1	1	1	1	1
3	1	1	1	1	1	1	1
4	1	1	1	1	1	1	1
5	1	1	1	1	1	1	1
6	1	1	1	1	1	1	1
7	1	1	1	1	1	1	1
8	1	1	1	1	2	2	1
9	2	1	1	2	2	2	2
10	2	2	2	2	2	2	2
11	2	2	2	2	2	2	2
12	2	2	2	2	2	2	2
13	2	2	2	2	2	2	2
14	2	2	2	2	2	2	2
15	2	2	2	2	2	2	2
16	2	2	2	2	2	2	2
17	2	2	2	2	2	2	2
18	1	1	2	2	2	1	2
19	1	1	1	1	2	1	1
20	1	1	1	1	1	1	1
21	1	1	1	1	1	1	1
22	1	1	1	1	1	1	1
23	1	1	1	1	1	1	1

LANES REQUIRED TO BE OPEN BY HOUR AND TIME OF DAY

FALL SEASON							
SEPTEMBER 16 THRU November 30							
HR/DAY	MON	TUES	WEDS	THUR	FRI	SAT	SUN
0	1	1	1	1	1	1	1
1	1	1	1	1	1	1	1
2	1	1	1	1	1	1	1
3	1	1	1	1	1	1	1
4	1	1	1	1	1	1	1
5	1	1	1	1	1	1	1
6	1	1	1	1	1	1	1
7	1	1	1	1	1	1	1
8	1	1	1	1	1	1	1
9	1	1	1	1	2	2	1
10	1	1	1	1	2	2	2
11	1	1	2	2	2	2	2
12	1	1	2	2	2	2	2
13	1	1	2	1	2	2	2
14	1	1	2	2	2	2	2
15	2	2	2	2	2	1	2
16	2	2	2	2	2	1	2
17	2	2	2	2	2	1	2
18	1	1	1	1	2	1	2
19	1	1	1	1	1	1	1
20	1	1	1	1	1	1	1
21	1	1	1	1	1	1	1
22	1	1	1	1	1	1	1
23	1	1	1	1	1	1	1

WINTER SEAS.							
DECEMBER 1 THRU February 28							
HR/DAY	MON	TUES	WEDS	THUR	FRI	SAT	SUN
0	1	1	1	1	1	1	1
1	1	1	1	1	1	1	1
2	1	1	1	1	1	1	1
3	1	1	1	1	1	1	1
4	1	1	1	1	1	1	1
5	1	1	1	1	1	1	1
6	1	1	1	1	1	1	1
7	1	1	1	1	1	1	1
8	1	1	1	1	1	1	1
9	1	1	1	1	1	1	1
10	1	1	1	1	1	1	1
11	1	1	1	1	1	2	1
12	1	1	1	1	2	2	1
13	1	1	1	1	2	1	1
14	1	1	1	1	2	1	1
15	1	1	1	1	2	1	1
16	2	1	2	2	2	1	1
17	1	1	1	1	2	1	1
18	1	1	1	1	1	1	1
19	1	1	1	1	1	1	1
20	1	1	1	1	1	1	1
21	1	1	1	1	1	1	1
22	1	1	1	1	1	1	1
23	1	1	1	1	1	1	1

I-90 EASTBOUND INTERCHANGES 57A TO 57 (1,150 VEH/HR/LANE)

LANES REQUIRED TO BE OPEN BY HOUR AND TIME OF DAY

SPRING SEASON							
MARCH 1 THRU MAY 20							
HR/DAY	MON	TUES	WEDS	THUR	FRI	SAT	SUN
0	1	1	1	1	1	1	1
1	1	1	1	1	1	1	1
2	1	1	1	1	1	1	1
3	1	1	1	1	1	1	1
4	1	1	1	1	1	1	1
5	1	1	1	1	1	1	1
6	1	1	1	1	1	1	1
7	1	1	1	1	1	1	1
8	1	1	1	1	1	1	1
9	1	1	1	1	1	1	1
10	1	1	1	1	1	1	1
11	1	1	1	1	1	1	1
12	2	1	1	1	2	1	2
13	2	1	1	1	2	1	2
14	2	1	1	1	2	2	2
15	2	2	2	2	2	2	2
16	2	1	2	2	2	2	2
17	2	1	1	2	2	1	2
18	2	1	1	1	2	1	2
19	1	1	1	1	1	1	2
20	1	1	1	1	1	1	1
21	1	1	1	1	1	1	1
22	1	1	1	1	1	1	1
23	1	1	1	1	1	1	1

SUMMER SEASON							
MAY 21 THRU SEPTEMBER 15							
HR/DAY	MON	TUES	WEDS	THUR	FRI	SAT	SUN
0	1	1	1	1	1	1	1
1	1	1	1	1	1	1	1
2	1	1	1	1	1	1	1
3	1	1	1	1	1	1	1
4	1	1	1	1	1	1	1
5	1	1	1	1	1	1	1
6	1	1	1	1	1	1	1
7	1	1	1	1	1	1	1
8	1	1	1	1	1	1	1
9	1	1	1	1	1	1	1
10	1	1	1	1	2	2	1
11	2	1	1	2	2	2	2
12	2	2	2	2	2	2	2
13	2	2	2	2	2	2	2
14	2	2	2	2	2	2	2
15	2	2	2	2	2	2	2
16	2	2	2	2	2	2	2
17	2	2	2	2	2	2	2
18	2	1	1	2	2	2	2
19	1	1	1	1	2	1	2
20	1	1	1	1	1	1	2
21	1	1	1	1	1	1	2
22	1	1	1	1	1	1	1
23	1	1	1	1	1	1	1

LANES REQUIRED TO BE OPEN BY HOUR AND TIME OF DAY

FALL SEASON							
SEPTEMBER 16 THRU November 30							
HR/DAY	MON	TUES	WEDS	THUR	FRI	SAT	SUN
0	1	1	1	1	1	1	1
1	1	1	1	1	1	1	1
2	1	1	1	1	1	1	1
3	1	1	1	1	1	1	1
4	1	1	1	1	1	1	1
5	1	1	1	1	1	1	1
6	1	1	1	1	1	1	1
7	1	1	1	1	1	1	1
8	1	1	1	1	1	1	1
9	1	1	1	1	1	1	1
10	1	1	1	1	1	1	1
11	1	1	1	1	1	1	2
12	2	1	1	1	1	2	2
13	2	1	2	1	2	2	2
14	2	1	2	2	2	2	2
15	2	2	2	2	2	2	2
16	2	2	2	2	2	2	2
17	2	2	2	2	2	1	2
18	1	1	1	1	2	1	2
19	1	1	1	1	1	1	2
20	1	1	1	1	1	1	1
21	1	1	1	1	1	1	1
22	1	1	1	1	1	1	1
23	1	1	1	1	1	1	1

WINTER SEAS.		DECEMBER 1 THRU February 28					
HR/DAY	MON	TUES	WEDS	THUR	FRI	SAT	SUN
0	1	1	1	1	1	1	1
1	1	1	1	1	1	1	1
2	1	1	1	1	1	1	1
3	1	1	1	1	1	1	1
4	1	1	1	1	1	1	1
5	1	1	1	1	1	1	1
6	1	1	1	1	1	1	1
7	1	1	1	1	1	1	1
8	1	1	1	1	1	1	1
9	1	1	1	1	1	1	1
10	1	1	1	1	1	1	1
11	1	1	1	1	1	1	1
12	1	1	1	1	1	1	1
13	1	1	1	1	1	1	1
14	1	1	1	1	2	1	2
15	2	1	1	1	2	1	2
16	1	1	1	1	2	1	1
17	1	1	1	1	2	1	1
18	1	1	1	1	1	1	1
19	1	1	1	1	1	1	1
20	1	1	1	1	1	1	1
21	1	1	1	1	1	1	1
22	1	1	1	1	1	1	1
23	1	1	1	1	1	1	1

I-90 WESTBOUND INTERCHANGES 57A TO 58 (1,150 VEH/HR/LANE)

LANES REQUIRED TO BE OPEN BY HOUR AND TIME OF DAY

SPRING SEASON							
MARCH 1 THRU MAY 20							
HR/DAY	MON	TUES	WEDS	THUR	FRI	SAT	SUN
0	1	1	1	1	1	1	1
1	1	1	1	1	1	1	1
2	1	1	1	1	1	1	1
3	1	1	1	1	1	1	1
4	1	1	1	1	1	1	1
5	1	1	1	1	1	1	1
6	1	1	1	1	1	1	1
7	1	1	1	1	1	1	1
8	1	1	1	1	1	1	1
9	1	1	1	1	2	1	1
10	1	1	1	1	2	1	1
11	1	1	1	1	2	1	1
12	1	1	1	1	2	1	1
13	1	1	1	1	2	1	1
14	1	1	1	1	2	1	1
15	1	1	1	2	2	1	1
16	1	1	1	2	2	1	1
17	1	1	1	1	2	1	1
18	1	1	1	1	1	1	1
19	1	1	1	1	1	1	1
20	1	1	1	1	1	1	1
21	1	1	1	1	1	1	1
22	1	1	1	1	1	1	1
23	1	1	1	1	1	1	1

SUMMER SEASON							
MAY 21 THRU SEPTEMBER 15							
HR/DAY	MON	TUES	WEDS	THUR	FRI	SAT	SUN
0	1	1	1	1	1	1	1
1	1	1	1	1	1	1	1
2	1	1	1	1	1	1	1
3	1	1	1	1	1	1	1
4	1	1	1	1	1	1	1
5	1	1	1	1	1	1	1
6	1	1	1	1	1	1	1
7	1	1	1	1	1	1	1
8	1	1	1	1	1	1	1
9	2	1	1	2	2	2	2
10	2	2	2	2	2	2	2
11	2	2	2	2	2	2	2
12	2	2	2	2	2	2	2
13	2	1	2	2	2	2	2
14	2	1	2	2	2	2	2
15	2	2	2	2	2	2	2
16	2	2	2	2	2	2	2
17	1	1	1	2	2	1	2
18	1	1	1	1	2	1	2
19	1	1	1	1	1	1	1
20	1	1	1	1	1	1	1
21	1	1	1	1	1	1	1
22	1	1	1	1	1	1	1
23	1	1	1	1	1	1	1

LANES REQUIRED TO BE OPEN BY HOUR AND TIME OF DAY

FALL SEASON							
SEPTEMBER 16 THRU November 30							
HR/DAY	MON	TUES	WEDS	THUR	FRI	SAT	SUN
0	1	1	1	1	1	1	1
1	1	1	1	1	1	1	1
2	1	1	1	1	1	1	1
3	1	1	1	1	1	1	1
4	1	1	1	1	1	1	1
5	1	1	1	1	1	1	1
6	1	1	1	1	1	1	1
7	1	1	1	1	1	1	1
8	1	1	1	1	1	1	1
9	1	1	1	1	1	1	1
10	1	1	1	1	2	2	1
11	1	1	1	1	2	2	2
12	1	1	1	1	2	2	2
13	1	1	1	1	2	1	2
14	1	1	1	1	2	1	2
15	1	1	1	1	2	1	2
16	1	1	1	1	2	1	2
17	1	1	1	1	2	1	2
18	1	1	1	1	2	1	2
19	1	1	1	1	1	1	1
20	1	1	1	1	1	1	1
21	1	1	1	1	1	1	1
22	1	1	1	1	1	1	1
23	1	1	1	1	1	1	1

WINTER SEAS.							
DECEMBER 1 THRU February 28							
HR/DAY	MON	TUES	WEDS	THUR	FRI	SAT	SUN
0	1	1	1	1	1	1	1
1	1	1	1	1	1	1	1
2	1	1	1	1	1	1	1
3	1	1	1	1	1	1	1
4	1	1	1	1	1	1	1
5	1	1	1	1	1	1	1
6	1	1	1	1	1	1	1
7	1	1	1	1	1	1	1
8	1	1	1	1	1	1	1
9	1	1	1	1	1	1	1
10	1	1	1	1	1	1	1
11	1	1	1	1	1	1	1
12	1	1	1	1	1	1	1
13	1	1	1	1	1	1	1
14	1	1	1	1	1	1	1
15	1	1	1	1	1	1	1
16	1	1	1	1	2	1	1
17	1	1	1	1	1	1	1
18	1	1	1	1	1	1	1
19	1	1	1	1	1	1	1
20	1	1	1	1	1	1	1
21	1	1	1	1	1	1	1
22	1	1	1	1	1	1	1
23	1	1	1	1	1	1	1

I-90 EASTBOUND INTERCHANGES 58 TO 57A (1,150 VEH/HR/LANE)

LANES REQUIRED TO BE OPEN BY HOUR AND TIME OF DAY

SPRING SEASON							
MARCH 1 THRU MAY 20							
HR/DAY	MON	TUES	WEDS	THUR	FRI	SAT	SUN
0	1	1	1	1	1	1	1
1	1	1	1	1	1	1	1
2	1	1	1	1	1	1	1
3	1	1	1	1	1	1	1
4	1	1	1	1	1	1	1
5	1	1	1	1	1	1	1
6	1	1	1	1	1	1	1
7	1	1	1	1	1	1	1
8	1	1	1	1	1	1	1
9	1	1	1	1	1	1	1
10	1	1	1	1	1	1	1
11	1	1	1	1	1	1	1
12	1	1	1	1	1	1	2
13	1	1	1	1	1	1	2
14	2	1	1	1	2	1	2
15	2	1	1	2	2	1	2
16	2	1	2	2	2	1	2
17	2	1	1	1	2	1	2
18	1	1	1	1	1	1	2
19	1	1	1	1	1	1	2
20	1	1	1	1	1	1	1
21	1	1	1	1	1	1	1
22	1	1	1	1	1	1	1
23	1	1	1	1	1	1	1

SUMMER SEASON							
MAY 21 THRU SEPTEMBER 15							
HR/DAY	MON	TUES	WEDS	THUR	FRI	SAT	SUN
0	1	1	1	1	1	1	1
1	1	1	1	1	1	1	1
2	1	1	1	1	1	1	1
3	1	1	1	1	1	1	1
4	1	1	1	1	1	1	1
5	1	1	1	1	1	1	1
6	1	1	1	1	1	1	1
7	1	1	1	1	1	1	1
8	1	1	1	1	1	1	1
9	1	1	1	1	1	1	1
10	1	1	1	1	2	2	1
11	2	1	1	2	2	2	2
12	2	1	1	2	2	2	2
13	2	1	1	2	2	2	2
14	2	1	2	2	2	2	2
15	2	2	2	2	2	2	2
16	2	2	2	2	2	2	2
17	2	2	2	2	2	2	2
18	2	1	1	1	2	1	2
19	1	1	1	1	2	1	2
20	1	1	1	1	1	1	2
21	1	1	1	1	1	1	1
22	1	1	1	1	1	1	1
23	1	1	1	1	1	1	1

LANES REQUIRED TO BE OPEN BY HOUR AND TIME OF DAY

FALL SEASON							
SEPTEMBER 16 THRU November 30							
HR/DAY	MON	TUES	WEDS	THUR	FRI	SAT	SUN
0	1	1	1	1	1	1	1
1	1	1	1	1	1	1	1
2	1	1	1	1	1	1	1
3	1	1	1	1	1	1	1
4	1	1	1	1	1	1	1
5	1	1	1	1	1	1	1
6	1	1	1	1	1	1	1
7	1	1	1	1	1	1	1
8	1	1	1	1	1	1	1
9	1	1	1	1	1	1	1
10	1	1	1	1	1	1	1
11	1	1	1	1	1	1	2
12	1	1	1	1	1	1	2
13	1	1	1	1	1	1	2
14	2	1	1	1	2	1	2
15	2	1	2	2	2	1	2
16	2	1	2	2	2	1	2
17	1	1	1	2	2	1	2
18	1	1	1	1	1	1	2
19	1	1	1	1	1	1	2
20	1	1	1	1	1	1	1
21	1	1	1	1	1	1	1
22	1	1	1	1	1	1	1
23	1	1	1	1	1	1	1

WINTER SEAS.		DECEMBER 1 THRU February 28					
HR/DAY	MON	TUES	WEDS	THUR	FRI	SAT	SUN
0	1	1	1	1	1	1	1
1	1	1	1	1	1	1	1
2	1	1	1	1	1	1	1
3	1	1	1	1	1	1	1
4	1	1	1	1	1	1	1
5	1	1	1	1	1	1	1
6	1	1	1	1	1	1	1
7	1	1	1	1	1	1	1
8	1	1	1	1	1	1	1
9	1	1	1	1	1	1	1
10	1	1	1	1	1	1	1
11	1	1	1	1	1	1	1
12	1	1	1	1	1	1	1
13	1	1	1	1	1	1	1
14	1	1	1	1	1	1	1
15	1	1	1	1	2	1	1
16	1	1	1	1	2	1	1
17	1	1	1	1	1	1	1
18	1	1	1	1	1	1	1
19	1	1	1	1	1	1	1
20	1	1	1	1	1	1	1
21	1	1	1	1	1	1	1
22	1	1	1	1	1	1	1
23	1	1	1	1	1	1	1

**I-90 WESTBOUND INTERCHANGES 58 TO 59 (1,150 VEH/HR/LANE)**

### LANES REQUIRED TO BE OPEN BY HOUR AND TIME OF DAY

## SPRING SEASON

MARCH 1 THRU MAY 20

## SUMMER SEASON

MAY 21 THRU SEPTEMBER 15

HR/DAY	MON	TUES	WEDS	THUR	FRI	SAT	SUN
0	1	1	1	1	1	1	1
1	1	1	1	1	1	1	1
2	1	1	1	1	1	1	1
3	1	1	1	1	1	1	1
4	1	1	1	1	1	1	1
5	1	1	1	1	1	1	1
6	1	1	1	1	1	1	1
7	1	1	1	1	1	1	1
8	1	1	1	1	1	1	1
9	1	1	1	1	1	1	1
10	1	1	1	1	2	1	1
11	1	1	1	1	2	1	1
12	1	1	1	1	2	1	1
13	1	1	1	1	2	1	1
14	1	1	1	1	2	1	1
15	1	1	1	1	2	1	1
16	1	1	1	1	2	1	1
17	1	1	1	1	2	1	1
18	1	1	1	1	1	1	1
19	1	1	1	1	1	1	1
20	1	1	1	1	1	1	1
21	1	1	1	1	1	1	1
22	1	1	1	1	1	1	1
23	1	1	1	1	1	1	1

HR/DAY	MON	TUES	WEDS	THUR	FRI	SAT	SUN
0	1	1	1	1	1	1	1
1	1	1	1	1	1	1	1
2	1	1	1	1	1	1	1
3	1	1	1	1	1	1	1
4	1	1	1	1	1	1	1
5	1	1	1	1	1	1	1
6	1	1	1	1	1	1	1
7	1	1	1	1	1	1	1
8	1	1	1	1	1	1	1
9	1	1	1	1	2	2	1
10	2	1	1	2	2	2	2
11	2	1	1	2	2	2	2
12	2	1	1	2	2	2	2
13	2	1	1	2	2	2	2
14	2	1	1	2	2	2	2
15	2	1	1	2	2	2	2
16	2	1	1	2	2	2	2
17	1	1	1	1	2	1	2
18	1	1	1	1	2	1	2
19	1	1	1	1	1	1	1
20	1	1	1	1	1	1	1
21	1	1	1	1	1	1	1
22	1	1	1	1	1	1	1
23	1	1	1	1	1	1	1

### LANES REQUIRED TO BE OPEN BY HOUR AND TIME OF DAY

## FALL SEASON

**SEPTEMBER 16 THRU November 30**

HR/DAY	MON	TUES	WEDS	THUR	FRI	SAT	SUN
0	1	1	1	1	1	1	1
1	1	1	1	1	1	1	1
2	1	1	1	1	1	1	1
3	1	1	1	1	1	1	1
4	1	1	1	1	1	1	1
5	1	1	1	1	1	1	1
6	1	1	1	1	1	1	1
7	1	1	1	1	1	1	1
8	1	1	1	1	1	1	1
9	1	1	1	1	1	1	1
10	1	1	1	1	2	2	1
11	1	1	1	1	2	2	2
12	1	1	1	1	2	2	2
13	1	1	1	1	2	1	2
14	1	1	1	1	2	1	2
15	1	1	1	1	2	1	2
16	1	1	1	1	2	1	2
17	1	1	1	1	2	1	2
18	1	1	1	1	2	1	2
19	1	1	1	1	1	1	1
20	1	1	1	1	1	1	1
21	1	1	1	1	1	1	1
22	1	1	1	1	1	1	1
23	1	1	1	1	1	1	1

**WINTER SEAS.**

**DECEMBER 1 THRU February 28**

HR/DAY	MON	TUES	WEDS	THUR	FRI	SAT	SUN
0	1	1	1	1	1	1	1
1	1	1	1	1	1	1	1
2	1	1	1	1	1	1	1
3	1	1	1	1	1	1	1
4	1	1	1	1	1	1	1
5	1	1	1	1	1	1	1
6	1	1	1	1	1	1	1
7	1	1	1	1	1	1	1
8	1	1	1	1	1	1	1
9	1	1	1	1	1	1	1
10	1	1	1	1	1	1	1
11	1	1	1	1	1	1	1
12	1	1	1	1	1	1	1
13	1	1	1	1	1	1	1
14	1	1	1	1	1	1	1
15	1	1	1	1	1	1	1
16	1	1	1	1	1	1	1
17	1	1	1	1	1	1	1
18	1	1	1	1	1	1	1
19	1	1	1	1	1	1	1
20	1	1	1	1	1	1	1
21	1	1	1	1	1	1	1
22	1	1	1	1	1	1	1
23	1	1	1	1	1	1	1

### I-90 EASTBOUND INTERCHANGES 59 TO 58 (1,150 VEH/HR/LANE)

### LANES REQUIRED TO BE OPEN BY HOUR AND TIME OF DAY

## SPRING SEASON

MARCH 1 THRU MAY 20

## SUMMER SEASON

MAY 21 THRU SEPTEMBER 15

HR/DAY	MON	TUES	WEDS	THUR	FRI	SAT	SUN
0	1	1	1	1	1	1	1
1	1	1	1	1	1	1	1
2	1	1	1	1	1	1	1
3	1	1	1	1	1	1	1
4	1	1	1	1	1	1	1
5	1	1	1	1	1	1	1
6	1	1	1	1	1	1	1
7	1	1	1	1	1	1	1
8	1	1	1	1	1	1	1
9	1	1	1	1	1	1	1
10	1	1	1	1	1	1	1
11	1	1	1	1	1	1	1
12	1	1	1	1	1	1	2
13	2	1	1	1	2	1	2
14	2	1	1	1	2	1	2
15	2	1	1	2	2	1	2
16	2	1	1	1	2	1	2
17	2	1	1	1	2	1	2
18	1	1	1	1	1	1	2
19	1	1	1	1	1	1	1
20	1	1	1	1	1	1	1
21	1	1	1	1	1	1	1
22	1	1	1	1	1	1	1
23	1	1	1	1	1	1	1

HR/DAY	MON	TUES	WEDS	THUR	FRI	SAT	SUN
0	1	1	1	1	1	1	1
1	1	1	1	1	1	1	1
2	1	1	1	1	1	1	1
3	1	1	1	1	1	1	1
4	1	1	1	1	1	1	1
5	1	1	1	1	1	1	1
6	1	1	1	1	1	1	1
7	1	1	1	1	1	1	1
8	1	1	1	1	1	1	1
9	1	1	1	1	1	1	1
10	1	1	1	1	1	2	1
11	2	1	1	1	2	2	2
12	2	1	1	2	2	2	2
13	2	1	1	2	2	2	2
14	2	1	2	2	2	2	2
15	2	2	2	2	2	2	2
16	2	2	2	2	2	2	2
17	2	1	2	2	2	2	2
18	1	1	1	1	2	1	2
19	1	1	1	1	1	1	2
20	1	1	1	1	1	1	2
21	1	1	1	1	1	1	1
22	1	1	1	1	1	1	1
23	1	1	1	1	1	1	1

**LANES REQUIRED TO BE OPEN BY HOUR AND TIME OF DAY**

## FALL SEASON

**SEPTEMBER 16 THRU November 30**

HR/DAY	MON	TUES	WEDS	THUR	FRI	SAT	SUN
0	1	1	1	1	1	1	1
1	1	1	1	1	1	1	1
2	1	1	1	1	1	1	1
3	1	1	1	1	1	1	1
4	1	1	1	1	1	1	1
5	1	1	1	1	1	1	1
6	1	1	1	1	1	1	1
7	1	1	1	1	1	1	1
8	1	1	1	1	1	1	1
9	1	1	1	1	1	1	1
10	1	1	1	1	1	1	1
11	1	1	1	1	1	1	2
12	1	1	1	1	1	1	2
13	1	1	1	1	1	1	2
14	2	1	1	1	2	1	2
15	2	2	2	2	2	1	2
16	2	2	2	2	2	1	2
17	1	1	1	2	2	1	2
18	1	1	1	1	1	1	2
19	1	1	1	1	1	1	2
20	1	1	1	1	1	1	1
21	1	1	1	1	1	1	1
22	1	1	1	1	1	1	1
23	1	1	1	1	1	1	1

**WINTER SEAS.**

**DECEMBER 1 THRU February 28**

HR/DAY	MON	TUES	WEDS	THUR	FRI	SAT	SUN
0	1	1	1	1	1	1	1
1	1	1	1	1	1	1	1
2	1	1	1	1	1	1	1
3	1	1	1	1	1	1	1
4	1	1	1	1	1	1	1
5	1	1	1	1	1	1	1
6	1	1	1	1	1	1	1
7	1	1	1	1	1	1	1
8	1	1	1	1	1	1	1
9	1	1	1	1	1	1	1
10	1	1	1	1	1	1	1
11	1	1	1	1	1	1	1
12	1	1	1	1	1	1	1
13	1	1	1	1	1	1	1
14	1	1	1	1	1	1	1
15	1	1	1	1	2	1	1
16	1	1	1	1	1	1	1
17	1	1	1	1	1	1	1
18	1	1	1	1	1	1	1
19	1	1	1	1	1	1	1
20	1	1	1	1	1	1	1
21	1	1	1	1	1	1	1
22	1	1	1	1	1	1	1
23	1	1	1	1	1	1	1

NOTES:

- 1) THE NEW YORK STATE THRUWAY IS A LIMITED ACCESS, HIGH-SPEED, HIGH-VOLUME HIGHWAY. TRAFFIC SHALL BE MAINTAINED IN ACCORDANCE WITH THE *MANUAL ON UNIFORM TRAFFIC CONTROL DEVICES (MUTCD)*, THE *WORK ZONE TRAFFIC CONTROL PLANS*, AND THE *STANDARD SPECIFICATIONS* SECTION 619 AS AMENDED BY THE AUTHORITY.
- 2) LANE CLOSURES ON THE THRUWAY SHALL ONLY BE ALLOWED IN ACCORDANCE WITH THESE TRAFFIC MANAGEMENT TABLE(S), UNLESS INDICATED OTHERWISE IN THE CONTRACT PLANS OR PROPOSAL DOCUMENTS.
- 3) LANE CLOSURE CHARTS SHALL APPLY AS FOLLOWS:
  - 1,150 VEH/HR/LANE: APPLIES TO ALL WORK CONSIDERED DISRUPTIVE TO TRAFFIC.
  - 1,300 VEH/HR/LANE: APPLIES TO ALL WORK NOT CONSIDERED DISRUPTIVE TO TRAFFIC. WORK SHOULD BE ABLE TO BE IMMEDIATELY STOPPED AND LANE CLOSURE(S) REMOVED IN THE EVENT QUEUES, GREATER THAN 1 MILE, DEVELOP.

**Thruway  
Authority**

U.S. CUSTOMARY STANDARD SHEET

LANE CLOSURE CHARTS  
1,150 VEHICLES PER HOUR  
BUFFALO DIVISION  
(SHEET 18 OF 37)

APPROVED MAY 1, 2025

/S/ ROBERT COURNOYER, P.E.  
DIRECTOR HIGHWAY DESIGN  
BUREAU

ISSUED UNDER DB 25-002

**TA 619-35**



**I-90 WESTBOUND INTERCHANGES 59 TO 60 (1,150 VEH/HR/LANE)**

### LANES REQUIRED TO BE OPEN BY HOUR AND TIME OF DAY

## SPRING SEASON

MARCH 1 THRU MAY 20

## SUMMER SEASON

MAY 21 THRU SEPTEMBER 15

HR/DAY	MON	TUES	WEDS	THUR	FRI	SAT	SUN
0	1	1	1	1	1	1	1
1	1	1	1	1	1	1	1
2	1	1	1	1	1	1	1
3	1	1	1	1	1	1	1
4	1	1	1	1	1	1	1
5	1	1	1	1	1	1	1
6	1	1	1	1	1	1	1
7	1	1	1	1	1	1	1
8	1	1	1	1	1	1	1
9	1	1	1	1	1	1	1
10	1	1	1	1	1	1	1
11	1	1	1	1	1	1	1
12	1	1	1	1	1	1	1
13	1	1	1	1	1	1	1
14	1	1	1	1	1	1	1
15	1	1	1	1	1	1	1
16	1	1	1	1	1	1	1
17	1	1	1	1	1	1	1
18	1	1	1	1	1	1	1
19	1	1	1	1	1	1	1
20	1	1	1	1	1	1	1
21	1	1	1	1	1	1	1
22	1	1	1	1	1	1	1
23	1	1	1	1	1	1	1

HR/DAY	MON	TUES	WEDS	THUR	FRI	SAT	SUN
0	1	1	1	1	1	1	1
1	1	1	1	1	1	1	1
2	1	1	1	1	1	1	1
3	1	1	1	1	1	1	1
4	1	1	1	1	1	1	1
5	1	1	1	1	1	1	1
6	1	1	1	1	1	1	1
7	1	1	1	1	1	1	1
8	1	1	1	1	1	1	1
9	1	1	1	1	1	1	1
10	1	1	1	1	2	2	2
11	1	1	1	1	2	2	2
12	1	1	1	1	2	2	2
13	1	1	1	1	2	1	2
14	1	1	1	1	2	1	2
15	1	1	1	1	2	1	2
16	1	1	1	1	2	1	2
17	1	1	1	1	1	1	1
18	1	1	1	1	1	1	1
19	1	1	1	1	1	1	1
20	1	1	1	1	1	1	1
21	1	1	1	1	1	1	1
22	1	1	1	1	1	1	1
23	1	1	1	1	1	1	1

LANES REQUIRED TO BE OPEN BY HOUR AND TIME OF DAY

## FALL SEASON

**SEPTEMBER 16 THRU November 30**

HR/DAY	MON	TUES	WEDS	THUR	FRI	SAT	SUN
0	1	1	1	1	1	1	1
1	1	1	1	1	1	1	1
2	1	1	1	1	1	1	1
3	1	1	1	1	1	1	1
4	1	1	1	1	1	1	1
5	1	1	1	1	1	1	1
6	1	1	1	1	1	1	1
7	1	1	1	1	1	1	1
8	1	1	1	1	1	1	1
9	1	1	1	1	1	1	1
10	1	1	1	1	1	1	1
11	1	1	1	1	1	1	1
12	1	1	1	1	1	1	1
13	1	1	1	1	1	1	1
14	1	1	1	1	1	1	1
15	1	1	1	1	1	1	1
16	1	1	1	1	1	1	1
17	1	1	1	1	1	1	1
18	1	1	1	1	1	1	1
19	1	1	1	1	1	1	1
20	1	1	1	1	1	1	1
21	1	1	1	1	1	1	1
22	1	1	1	1	1	1	1
23	1	1	1	1	1	1	1

**WINTER SEAS.**

**DECEMBER 1 THRU February 28**

HR/DAY	MON	TUES	WEDS	THUR	FRI	SAT	SUN
0	1	1	1	1	1	1	1
1	1	1	1	1	1	1	1
2	1	1	1	1	1	1	1
3	1	1	1	1	1	1	1
4	1	1	1	1	1	1	1
5	1	1	1	1	1	1	1
6	1	1	1	1	1	1	1
7	1	1	1	1	1	1	1
8	1	1	1	1	1	1	1
9	1	1	1	1	1	1	1
10	1	1	1	1	1	1	1
11	1	1	1	1	1	1	1
12	1	1	1	1	1	1	1
13	1	1	1	1	1	1	1
14	1	1	1	1	1	1	1
15	1	1	1	1	1	1	1
16	1	1	1	1	1	1	1
17	1	1	1	1	1	1	1
18	1	1	1	1	1	1	1
19	1	1	1	1	1	1	1
20	1	1	1	1	1	1	1
21	1	1	1	1	1	1	1
22	1	1	1	1	1	1	1
23	1	1	1	1	1	1	1

**I-90 EASTBOUND INTERCHANGES 60 TO 59 (1,150 VEH/HR/LANE)**

### LANES REQUIRED TO BE OPEN BY HOUR AND TIME OF DAY

## SPRING SEASON

MARCH 1 THRU MAY 20

## SUMMER SEASON

MAY 21 THRU SEPTEMBER 15

HR/DAY	MON	TUES	WEDS	THUR	FRI	SAT	SUN
0	1	1	1	1	1	1	1
1	1	1	1	1	1	1	1
2	1	1	1	1	1	1	1
3	1	1	1	1	1	1	1
4	1	1	1	1	1	1	1
5	1	1	1	1	1	1	1
6	1	1	1	1	1	1	1
7	1	1	1	1	1	1	1
8	1	1	1	1	1	1	1
9	1	1	1	1	1	1	1
10	1	1	1	1	1	1	1
11	1	1	1	1	1	1	1
12	1	1	1	1	1	1	1
13	1	1	1	1	1	1	1
14	1	1	1	1	1	1	1
15	1	1	1	1	1	1	2
16	1	1	1	1	1	1	2
17	1	1	1	1	1	1	1
18	1	1	1	1	1	1	1
19	1	1	1	1	1	1	1
20	1	1	1	1	1	1	1
21	1	1	1	1	1	1	1
22	1	1	1	1	1	1	1
23	1	1	1	1	1	1	1

HR/DAY	MON	TUES	WEDS	THUR	FRI	SAT	SUN
0	1	1	1	1	1	1	1
1	1	1	1	1	1	1	1
2	1	1	1	1	1	1	1
3	1	1	1	1	1	1	1
4	1	1	1	1	1	1	1
5	1	1	1	1	1	1	1
6	1	1	1	1	1	1	1
7	1	1	1	1	1	1	1
8	1	1	1	1	1	1	1
9	1	1	1	1	1	1	1
10	1	1	1	1	1	1	1
11	1	1	1	1	1	1	1
12	1	1	1	1	1	1	2
13	1	1	1	1	2	1	2
14	1	1	1	1	2	1	2
15	1	1	1	1	2	1	2
16	1	1	1	1	2	1	2
17	1	1	1	1	1	1	2
18	1	1	1	1	1	1	2
19	1	1	1	1	1	1	1
20	1	1	1	1	1	1	1
21	1	1	1	1	1	1	1
22	1	1	1	1	1	1	1
23	1	1	1	1	1	1	1

LANES REQUIRED TO BE OPEN BY HOUR AND TIME OF DAY

## FALL SEASON

**SEPTEMBER 16 THRU November 30**

HR/DAY	MON	TUES	WEDS	THUR	FRI	SAT	SUN
0	1	1	1	1	1	1	1
1	1	1	1	1	1	1	1
2	1	1	1	1	1	1	1
3	1	1	1	1	1	1	1
4	1	1	1	1	1	1	1
5	1	1	1	1	1	1	1
6	1	1	1	1	1	1	1
7	1	1	1	1	1	1	1
8	1	1	1	1	1	1	1
9	1	1	1	1	1	1	1
10	1	1	1	1	1	1	1
11	1	1	1	1	1	1	1
12	1	1	1	1	1	1	2
13	1	1	1	1	1	1	2
14	1	1	1	1	1	1	2
15	1	1	1	1	1	1	2
16	1	1	1	1	1	1	2
17	1	1	1	1	1	1	2
18	1	1	1	1	1	1	1
19	1	1	1	1	1	1	1
20	1	1	1	1	1	1	1
21	1	1	1	1	1	1	1
22	1	1	1	1	1	1	1
23	1	1	1	1	1	1	1

**WINTER SEAS.**

**DECEMBER 1 THRU February 28**

HR/DAY	MON	TUES	WEDS	THUR	FRI	SAT	SUN
0	1	1	1	1	1	1	1
1	1	1	1	1	1	1	1
2	1	1	1	1	1	1	1
3	1	1	1	1	1	1	1
4	1	1	1	1	1	1	1
5	1	1	1	1	1	1	1
6	1	1	1	1	1	1	1
7	1	1	1	1	1	1	1
8	1	1	1	1	1	1	1
9	1	1	1	1	1	1	1
10	1	1	1	1	1	1	1
11	1	1	1	1	1	1	1
12	1	1	1	1	1	1	1
13	1	1	1	1	1	1	1
14	1	1	1	1	1	1	1
15	1	1	1	1	1	1	1
16	1	1	1	1	1	1	1
17	1	1	1	1	1	1	1
18	1	1	1	1	1	1	1
19	1	1	1	1	1	1	1
20	1	1	1	1	1	1	1
21	1	1	1	1	1	1	1
22	1	1	1	1	1	1	1
23	1	1	1	1	1	1	1

NOTES:

- 1) THE NEW YORK STATE THRUWAY IS A LIMITED ACCESS, HIGH-SPEED, HIGH-VOLUME HIGHWAY. TRAFFIC SHALL BE MAINTAINED IN ACCORDANCE WITH THE *MANUAL ON UNIFORM TRAFFIC CONTROL DEVICES (MUTCD)*, THE *WORK ZONE TRAFFIC CONTROL PLANS*, AND THE *STANDARD SPECIFICATIONS* SECTION 619 AS AMENDED BY THE AUTHORITY.
- 2) LANE CLOSURES ON THE THRUWAY SHALL ONLY BE ALLOWED IN ACCORDANCE WITH THESE TRAFFIC MANAGEMENT TABLE(S), UNLESS INDICATED OTHERWISE IN THE CONTRACT PLANS OR PROPOSAL DOCUMENTS.
- 3) LANE CLOSURE CHARTS SHALL APPLY AS FOLLOWS:
  - 1,150 VEH/HR/LANE: APPLIES TO ALL WORK CONSIDERED DISRUPTIVE TO TRAFFIC.
  - 1,300 VEH/HR/LANE: APPLIES TO ALL WORK NOT CONSIDERED DISRUPTIVE TO TRAFFIC. WORK SHOULD BE ABLE TO BE IMMEDIATELY STOPPED AND LANE CLOSURE(S) REMOVED IN THE EVENT QUEUES, GREATER THAN 1 MILE, DEVELOP.



U.S. CUSTOMARY STANDARD SHEET

LANE CLOSURE CHARTS  
1,150 VEHICLES PER HOUR  
BUFFALO DIVISION  
(SHEET 19 OF 37)

APPROVED MAY 1, 2025

/S/ ROBERT COURNOYER, P.E.  
DIRECTOR HIGHWAY DESIGN  
BUREAU

ISSUED UNDER DB 25-002

**TA 619-35**

**I-90 WESTBOUND INTERCHANGES 60 TO 61 (1,150 VEH/HR/LANE)**

### LANES REQUIRED TO BE OPEN BY HOUR AND TIME OF DAY

## SPRING SEASON

**MARCH 1 THRU MAY 20**

HR/DAY	MON	TUES	WEDS	THUR	FRI	SAT	SUN
0	1	1	1	1	1	1	1
1	1	1	1	1	1	1	1
2	1	1	1	1	1	1	1
3	1	1	1	1	1	1	1
4	1	1	1	1	1	1	1
5	1	1	1	1	1	1	1
6	1	1	1	1	1	1	1
7	1	1	1	1	1	1	1
8	1	1	1	1	1	1	1
9	1	1	1	1	1	1	1
10	1	1	1	1	1	1	1
11	1	1	1	1	1	1	1
12	1	1	1	1	1	1	1
13	1	1	1	1	1	1	1
14	1	1	1	1	1	1	1
15	1	1	1	1	1	1	1
16	1	1	1	1	1	1	1
17	1	1	1	1	1	1	1
18	1	1	1	1	1	1	1
19	1	1	1	1	1	1	1
20	1	1	1	1	1	1	1
21	1	1	1	1	1	1	1
22	1	1	1	1	1	1	1
23	1	1	1	1	1	1	1

## SUMMER SEASON

**MAY 21 THRU SEPTEMBER 15**

HR/DAY	MON	TUES	WEDS	THUR	FRI	SAT	SUN
0	1	1	1	1	1	1	1
1	1	1	1	1	1	1	1
2	1	1	1	1	1	1	1
3	1	1	1	1	1	1	1
4	1	1	1	1	1	1	1
5	1	1	1	1	1	1	1
6	1	1	1	1	1	1	1
7	1	1	1	1	1	1	1
8	1	1	1	1	1	1	1
9	1	1	1	1	1	1	1
10	1	1	1	1	1	2	1
11	1	1	1	1	2	2	2
12	1	1	1	1	2	1	2
13	1	1	1	1	2	1	2
14	1	1	1	1	2	1	2
15	1	1	1	1	2	1	2
16	1	1	1	1	2	1	2
17	1	1	1	1	1	1	1
18	1	1	1	1	1	1	1
19	1	1	1	1	1	1	1
20	1	1	1	1	1	1	1
21	1	1	1	1	1	1	1
22	1	1	1	1	1	1	1
23	1	1	1	1	1	1	1

### LANES REQUIRED TO BE OPEN BY HOUR AND TIME OF DAY

## FALL SEASON

**SEPTEMBER 16 THRU November 30**

HR/DAY	MON	TUES	WEDS	THUR	FRI	SAT	SUN
0	1	1	1	1	1	1	1
1	1	1	1	1	1	1	1
2	1	1	1	1	1	1	1
3	1	1	1	1	1	1	1
4	1	1	1	1	1	1	1
5	1	1	1	1	1	1	1
6	1	1	1	1	1	1	1
7	1	1	1	1	1	1	1
8	1	1	1	1	1	1	1
9	1	1	1	1	1	1	1
10	1	1	1	1	1	1	1
11	1	1	1	1	1	1	1
12	1	1	1	1	1	1	1
13	1	1	1	1	1	1	2
14	1	1	1	1	1	1	2
15	1	1	1	1	1	1	1
16	1	1	1	1	1	1	1
17	1	1	1	1	1	1	1
18	1	1	1	1	1	1	1
19	1	1	1	1	1	1	1
20	1	1	1	1	1	1	1
21	1	1	1	1	1	1	1
22	1	1	1	1	1	1	1
23	1	1	1	1	1	1	1

**WINTER SEAS.**

**DECEMBER 1 THRU February 28**

HR/DAY	MON	TUES	WEDS	THUR	FRI	SAT	SUN
0	1	1	1	1	1	1	1
1	1	1	1	1	1	1	1
2	1	1	1	1	1	1	1
3	1	1	1	1	1	1	1
4	1	1	1	1	1	1	1
5	1	1	1	1	1	1	1
6	1	1	1	1	1	1	1
7	1	1	1	1	1	1	1
8	1	1	1	1	1	1	1
9	1	1	1	1	1	1	1
10	1	1	1	1	1	1	1
11	1	1	1	1	1	1	1
12	1	1	1	1	1	1	1
13	1	1	1	1	1	1	1
14	1	1	1	1	1	1	1
15	1	1	1	1	1	1	1
16	1	1	1	1	1	1	1
17	1	1	1	1	1	1	1
18	1	1	1	1	1	1	1
19	1	1	1	1	1	1	1
20	1	1	1	1	1	1	1
21	1	1	1	1	1	1	1
22	1	1	1	1	1	1	1
23	1	1	1	1	1	1	1

### I-90 EASTBOUND INTERCHANGES 61 TO 60 (1,150 VEH/HR/LANE)

### LANES REQUIRED TO BE OPEN BY HOUR AND TIME OF DAY

## SPRING SEASON

MARCH 1 THRU MAY 20

HR/DAY	MON	TUES	WEDS	THUR	FRI	SAT	SUN
0	1	1	1	1	1	1	1
1	1	1	1	1	1	1	1
2	1	1	1	1	1	1	1
3	1	1	1	1	1	1	1
4	1	1	1	1	1	1	1
5	1	1	1	1	1	1	1
6	1	1	1	1	1	1	1
7	1	1	1	1	1	1	1
8	1	1	1	1	1	1	1
9	1	1	1	1	1	1	1
10	1	1	1	1	1	1	1
11	1	1	1	1	1	1	1
12	1	1	1	1	1	1	1
13	1	1	1	1	1	1	1
14	1	1	1	1	1	1	1
15	1	1	1	1	1	1	2
16	1	1	1	1	1	1	1
17	1	1	1	1	1	1	1
18	1	1	1	1	1	1	1
19	1	1	1	1	1	1	1
20	1	1	1	1	1	1	1
21	1	1	1	1	1	1	1
22	1	1	1	1	1	1	1
23	1	1	1	1	1	1	1

## SUMMER SEASON

MAY 21 THRU SEPTEMBER 15

HR/DAY	MON	TUES	WEDS	THUR	FRI	SAT	SUN
0	1	1	1	1	1	1	1
1	1	1	1	1	1	1	1
2	1	1	1	1	1	1	1
3	1	1	1	1	1	1	1
4	1	1	1	1	1	1	1
5	1	1	1	1	1	1	1
6	1	1	1	1	1	1	1
7	1	1	1	1	1	1	1
8	1	1	1	1	1	1	1
9	1	1	1	1	1	1	1
10	1	1	1	1	1	1	1
11	1	1	1	1	1	1	1
12	1	1	1	1	1	1	2
13	1	1	1	1	2	1	2
14	1	1	1	1	2	1	2
15	1	1	1	1	2	1	2
16	1	1	1	1	2	1	2
17	1	1	1	1	1	1	2
18	1	1	1	1	1	1	2
19	1	1	1	1	1	1	1
20	1	1	1	1	1	1	1
21	1	1	1	1	1	1	1
22	1	1	1	1	1	1	1
23	1	1	1	1	1	1	1

### LANES REQUIRED TO BE OPEN BY HOUR AND TIME OF DAY

## FALL SEASON

**SEPTEMBER 16 THRU November 30**

HR/DAY	MON	TUES	WEDS	THUR	FRI	SAT	SUN
0	1	1	1	1	1	1	1
1	1	1	1	1	1	1	1
2	1	1	1	1	1	1	1
3	1	1	1	1	1	1	1
4	1	1	1	1	1	1	1
5	1	1	1	1	1	1	1
6	1	1	1	1	1	1	1
7	1	1	1	1	1	1	1
8	1	1	1	1	1	1	1
9	1	1	1	1	1	1	1
10	1	1	1	1	1	1	1
11	1	1	1	1	1	1	1
12	1	1	1	1	1	1	1
13	1	1	1	1	1	1	2
14	1	1	1	1	1	1	2
15	1	1	1	1	1	1	2
16	1	1	1	1	1	1	2
17	1	1	1	1	1	1	1
18	1	1	1	1	1	1	1
19	1	1	1	1	1	1	1
20	1	1	1	1	1	1	1
21	1	1	1	1	1	1	1
22	1	1	1	1	1	1	1
23	1	1	1	1	1	1	1

**WINTER SEAS.**

**DECEMBER 1 THRU February 28**

HR/DAY	MON	TUES	WEDS	THUR	FRI	SAT	SUN
0	1	1	1	1	1	1	1
1	1	1	1	1	1	1	1
2	1	1	1	1	1	1	1
3	1	1	1	1	1	1	1
4	1	1	1	1	1	1	1
5	1	1	1	1	1	1	1
6	1	1	1	1	1	1	1
7	1	1	1	1	1	1	1
8	1	1	1	1	1	1	1
9	1	1	1	1	1	1	1
10	1	1	1	1	1	1	1
11	1	1	1	1	1	1	1
12	1	1	1	1	1	1	1
13	1	1	1	1	1	1	1
14	1	1	1	1	1	1	1
15	1	1	1	1	1	1	1
16	1	1	1	1	1	1	1
17	1	1	1	1	1	1	1
18	1	1	1	1	1	1	1
19	1	1	1	1	1	1	1
20	1	1	1	1	1	1	1
21	1	1	1	1	1	1	1
22	1	1	1	1	1	1	1
23	1	1	1	1	1	1	1

NOTES:

- 1) THE NEW YORK STATE THRUWAY IS A LIMITED ACCESS, HIGH-SPEED, HIGH-VOLUME HIGHWAY. TRAFFIC SHALL BE MAINTAINED IN ACCORDANCE WITH THE *MANUAL ON UNIFORM TRAFFIC CONTROL DEVICES (MUTCD)*, THE *WORK ZONE TRAFFIC CONTROL PLANS*, AND THE *STANDARD SPECIFICATIONS* SECTION 619 AS AMENDED BY THE AUTHORITY.
- 2) LANE CLOSURES ON THE THRUWAY SHALL ONLY BE ALLOWED IN ACCORDANCE WITH THESE TRAFFIC MANAGEMENT TABLE(S), UNLESS INDICATED OTHERWISE IN THE CONTRACT PLANS OR PROPOSAL DOCUMENTS.
- 3) LANE CLOSURE CHARTS SHALL APPLY AS FOLLOWS:
  - 1,150 VEH/HR/LANE: APPLIES TO ALL WORK CONSIDERED DISRUPTIVE TO TRAFFIC.
  - 1,300 VEH/HR/LANE: APPLIES TO ALL WORK NOT CONSIDERED DISRUPTIVE TO TRAFFIC. WORK SHOULD BE ABLE TO BE IMMEDIATELY STOPPED AND LANE CLOSURE(S) REMOVED IN THE EVENT QUEUES, GREATER THAN 1 MILE, DEVELOP.

**Thruway  
Authority**

U.S. CUSTOMARY STANDARD SHEET

LANE CLOSURE CHARTS  
1,150 VEHICLES PER HOUR  
BUFFALO DIVISION  
(SHEET 20 OF 37)

APPROVED MAY 1, 2025

/S/ ROBERT COURNOYER, P.E.  
DIRECTOR HIGHWAY DESIGN  
BUREAU

ISSUED UNDER DB 25-002

**TA 619-35**

NIAGARA: I-190 NORTHBOUND INTERCHANGES N0 TO N1 (1,150 VEH/HR/LANE)

LANES REQUIRED TO BE OPEN BY HOUR AND TIME OF DAY

SPRING SEASON							
MARCH 1 THRU MAY 20							
HR/DAY	MON	TUES	WEDS	THUR	FRI	SAT	SUN
0	1	1	1	1	1	1	1
1	1	1	1	1	1	1	1
2	1	1	1	1	1	1	1
3	1	1	1	1	1	1	1
4	1	1	1	1	1	1	1
5	1	1	1	1	1	1	1
6	3	3	3	3	3	1	1
7	3	3	3	3	3	1	1
8	3	3	3	3	3	1	1
9	3	2	3	2	2	2	1
10	2	2	2	2	2	2	2
11	2	2	2	2	2	2	2
12	2	2	2	2	2	2	2
13	2	2	2	2	2	2	2
14	2	2	2	2	2	2	2
15	2	2	2	2	2	2	2
16	2	2	2	2	2	2	2
17	2	2	3	2	3	2	2
18	2	2	2	2	3	3	2
19	2	2	2	2	2	2	2
20	1	1	2	2	2	2	2
21	1	1	1	1	2	1	1
22	1	1	1	1	1	1	1
23	1	1	1	1	1	1	1

SUMMER SEASON							
MAY 21 THRU SEPTEMBER 15							
HR/DAY	MON	TUES	WEDS	THUR	FRI	SAT	SUN
0	1	1	1	1	1	1	1
1	1	1	1	1	1	1	1
2	1	1	1	1	1	1	1
3	1	1	1	1	1	1	1
4	1	1	1	1	1	1	1
5	2	1	1	2	1	1	1
6	3	3	3	3	3	1	1
7	3	3	3	3	3	1	1
8	3	3	3	3	3	1	1
9	3	2	3	3	2	2	1
10	2	2	2	2	2	2	2
11	2	2	2	2	2	2	2
12	2	2	2	2	2	2	2
13	2	2	2	2	2	2	2
14	2	2	2	2	2	2	2
15	2	2	2	2	3	2	2
16	2	2	2	2	3	2	2
17	2	3	3	3	3	2	2
18	2	2	2	2	3	2	2
19	2	2	2	2	2	2	2
20	2	2	2	2	2	2	2
21	1	1	2	2	2	2	1
22	1	1	1	1	2	1	1
23	1	1	1	1	1	1	1

LANES REQUIRED TO BE OPEN BY HOUR AND TIME OF DAY

FALL SEASON							
SEPTEMBER 16 THRU November 30							
HR/DAY	MON	TUES	WEDS	THUR	FRI	SAT	SUN
0	1	1	1	1	1	1	1
1	1	1	1	1	1	1	1
2	1	1	1	1	1	1	1
3	1	1	1	1	1	1	1
4	1	1	1	1	1	1	1
5	1	1	1	2	1	1	1
6	3	3	3	3	3	1	1
7	3	3	3	3	3	1	1
8	3	3	3	3	3	2	1
9	2	3	2	3	3	2	1
10	2	2	2	2	2	2	2
11	2	2	2	2	2	2	2
12	2	2	2	2	2	2	2
13	2	2	2	2	2	2	2
14	2	2	2	2	3	2	2
15	2	2	2	3	3	2	2
16	2	2	2	3	3	2	2
17	2	2	2	3	3	2	2
18	2	2	2	2	3	3	2
19	2	2	2	2	2	2	2
20	1	1	1	1	2	2	1
21	1	1	1	1	2	1	1
22	1	1	1	1	1	1	1
23	1	1	1	1	1	1	1

WINTER SEAS.							
DECEMBER 1 THRU February 28							
HR/DAY	MON	TUES	WEDS	THUR	FRI	SAT	SUN
0	1	1	1	1	1	1	1
1	1	1	1	1	1	1	1
2	1	1	1	1	1	1	1
3	1	1	1	1	1	1	1
4	1	1	1	1	1	1	1
5	1	1	1	1	1	1	1
6	3	3	3	3	3	1	1
7	3	3	3	3	3	1	1
8	3	3	3	3	3	1	1
9	2	3	3	3	2	1	1
10	2	2	2	2	2	2	1
11	2	2	2	2	2	2	2
12	2	2	2	2	2	2	2
13	2	2	2	2	2	2	2
14	2	2	2	2	2	2	2
15	2	2	2	2	2	2	2
16	2	2	2	2	2	2	2
17	2	3	2	2	3	2	2
18	2	2	2	2	3	2	2
19	2	2	2	2	2	2	1
20	1	1	1	1	1	1	1
21	1	1	1	1	1	1	1
22	1	1	1	1	1	1	1
23	1	1	1	1	1	1	1

NIAGARA: I-190 SOUTHBOUND INTERCHANGES N1 TO N0 (1,150 VEH/HR/LANE)

LANES REQUIRED TO BE OPEN BY HOUR AND TIME OF DAY

SPRING SEASON							
MARCH 1 THRU MAY 20							
HR/DAY	MON	TUES	WEDS	THUR	FRI	SAT	SUN
0	1	1	1	1	1	1	1
1	1	1	1	1	1	1	1
2	1	1	1	1	1	1	1
3	1	1	1	1	1	1	1
4	1	1	1	1	1	1	1
5	1	1	1	1	1	1	1
6	2	2	2	2	2	1	1
7	2	2	2	2	2	2	1
8	2	2	2	2	2	2	1
9	2	2	2	2	2	2	2
10	2	2	2	2	2	2	2
11	2	2	2	2	3	2	2
12	2	2	2	3	3	2	2
13	2	2	3	3	3	2	2
14	3	3	3	3	3	2	2
15	3	3	3	3	3	2	2
16	3	3	3	3	3	2	2
17	3	3	3	3	3	2	2
18	3	3	3	3	3	2	2
19	2	2	2	2	2	2	2
20	2	2	2	2	2	1	2
21	2	2	2	2	2	2	1
22	2	2	2	2	2	2	2
23	1	1	1	1	2	2	1

SUMMER SEASON							
MAY 21 THRU SEPTEMBER 15							
HR/DAY	MON	TUES	WEDS	THUR	FRI	SAT	SUN
0	1	1	1	1	1	1	1
1	1	1	1	1	1	1	1
2	1	1	1	1	1	1	1
3	1	1	1	1	1	1	1
4	1	1	1	1	1	1	1
5	1	1	1	1	1	1	1
6	2	2	2	2	2	1	1
7	3	2	2	3	3	2	1
8	3	2	2	2	3	2	1
9	2	2	2	2	2	2	2
10	2	2	2	2	3	2	2
11	3	3	3	3	3	3	2
12	3	3	3	3	3	3	2
13	3	3	3	3	3	3	2
14	3	3	3	3	3	3	2
15	3	3	3	3	3	3	2
16	3	3	3	3	3	2	2
17	3	3	3	3	3	2	2
18	3	3	3	3	3	2	2
19	2	2	2	2	2	2	2
20	2	2	2	2	2	2	2
21	2	2	2	2	2	2	1
22	1	2	2	2	2	2	1
23	2	1	1	2	2	2	1

LANES REQUIRED TO BE OPEN BY HOUR AND TIME OF DAY

FALL SEASON							
SEPTEMBER 16 THRU November 30							
HR/DAY	MON	TUES	WEDS	THUR	FRI	SAT	SUN
0	1	1	1	1	1	1	1
1	1	1	1	1	1	1	1
2	1	1	1	1	1	1	1
3	1	1	1	1	1	1	1
4	1	1	1	1	1	1	1
5	1	1	1	1	1	1	1
6	2	2	2	2	2	1	1
7	2	2	2	3	3	1	1
8	2	2	2	3	3	2	2
9	2	2	2	2	2	2	2
10	2	2	2	2	2	2	2
11	2	2	2	2	3	3	2
12	2	2	2	3	3	3	2
13	2	3	3	3	3	2	2
14	3	3	3	3	3	2	2
15	3	3	3	3	3	2	2
16	3	3	3	3	3	2	2
17	3	3	3	3	3	2	2
18	3	3	3	3	3	2	2
19	2	2	2	2	2	2	2
20	2	2	2	2	2	1	2
21	2	2	2	2	2	2	1
22	2	2	2	2	2	2	1
23	1	1	1	1	2	1	1

WINTER SEAS.		DECEMBER 1 THRU February 28					
HR/DAY	MON	TUES	WEDS	THUR	FRI	SAT	SUN
0	1	1	1	1	1	1	1
1	1	1	1	1	1	1	1
2	1	1	1	1	1	1	1
3	1	1	1	1	1	1	1
4	1	1	1	1	1	1	1
5	1	1	1	1	1	1	1
6	2	2	2	2	2	1	1
7	2	2	2	2	2	1	1
8	2	2	2	2	2	2	1
9	2	2	2	2	2	2	2
10	2	2	2	2	2	2	2
11	2	2	2	2	2	2	2
12	2	3	3	3	3	2	2
13	2	3	3	3	3	2	2
14	3	3	3	3	3	2	2
15	3	3	3	3	3	2	3
16	3	3	3	3	3	2	2
17	3	3	3	3	3	2	2
18	3	3	3	3	3	2	2
19	2	2	2	2	2	1	1
20	2	2	2	2	2	1	1
21	2	2	2	2	2	2	1
22	2	2	2	2	3	2	1
23	1	1	1	1	2	1	1

NIAGARA: I-190 NORTHBOUND INTERCHANGES N1 TO N2 (1,150 VEH/HR/LANE)

LANES REQUIRED TO BE OPEN BY HOUR AND TIME OF DAY

SPRING SEASON							
MARCH 1 THRU MAY 20							
HR/DAY	MON	TUES	WEDS	THUR	FRI	SAT	SUN
0	1	1	1	1	1	1	1
1	1	1	1	1	1	1	1
2	1	1	1	1	1	1	1
3	1	1	1	1	1	1	1
4	1	1	1	1	1	1	1
5	1	1	1	1	1	1	1
6	3	3	3	3	3	1	1
7	3	3	3	3	3	1	1
8	3	3	3	3	3	2	1
9	3	3	3	3	3	2	1
10	2	2	2	2	2	2	2
11	2	2	2	2	2	2	2
12	2	2	2	2	2	2	2
13	2	2	2	2	2	2	3
14	2	2	2	2	2	2	2
15	3	2	2	2	3	2	2
16	2	2	2	2	2	2	3
17	2	2	3	2	3	3	2
18	2	2	3	2	3	3	2
19	2	2	2	2	2	2	2
20	2	1	1	1	2	2	2
21	1	1	1	1	2	1	1
22	1	1	1	1	1	1	1
23	1	1	1	1	1	1	1

SUMMER SEASON							
MAY 21 THRU SEPTEMBER 15							
HR/DAY	MON	TUES	WEDS	THUR	FRI	SAT	SUN
0	1	1	1	1	1	1	1
1	1	1	1	1	1	1	1
2	1	1	1	1	1	1	1
3	1	1	1	1	1	1	1
4	1	1	1	1	1	1	1
5	2	2	1	1	2	1	1
6	3	3	3	3	3	1	1
7	3	3	3	3	3	1	1
8	3	3	3	3	3	2	1
9	3	3	3	3	3	2	1
10	2	2	2	2	2	2	2
11	2	2	2	2	3	2	2
12	2	2	2	3	3	2	2
13	2	2	2	2	3	2	2
14	3	2	2	3	3	2	2
15	3	3	3	3	3	2	2
16	3	3	3	3	3	2	2
17	3	3	3	3	3	2	2
18	2	3	2	3	3	2	2
19	2	2	2	2	2	2	2
20	2	2	2	2	2	2	2
21	2	1	2	2	2	2	2
22	1	1	1	2	2	1	1
23	1	1	1	1	1	1	1

LANES REQUIRED TO BE OPEN BY HOUR AND TIME OF DAY

FALL SEASON							
SEPTEMBER 16 THRU November 30							
HR/DAY	MON	TUES	WEDS	THUR	FRI	SAT	SUN
0	1	1	1	1	1	1	1
1	1	1	1	1	1	1	1
2	1	1	1	1	1	1	1
3	1	1	1	1	1	1	1
4	1	1	1	1	1	1	1
5	1	2	2	2	2	1	1
6	3	3	3	3	3	1	1
7	3	3	3	3	3	1	1
8	3	3	3	3	3	2	1
9	3	3	3	3	3	2	1
10	2	3	3	2	2	2	2
11	2	3	3	2	2	2	2
12	2	3	3	2	2	2	2
13	3	3	3	2	2	2	2
14	3	3	3	3	3	2	2
15	3	3	3	3	3	2	2
16	2	3	3	3	3	2	3
17	2	3	3	3	3	3	2
18	2	3	3	3	3	3	2
19	2	2	2	2	2	2	2
20	1	2	2	2	2	2	2
21	1	1	1	1	2	1	1
22	1	1	1	1	1	1	1
23	1	1	1	1	1	1	1

WINTER SEAS.							
DECEMBER 1 THRU February 28							
HR/DAY	MON	TUES	WEDS	THUR	FRI	SAT	SUN
0	1	1	1	1	1	1	1
1	1	1	1	1	1	1	1
2	1	1	1	1	1	1	1
3	1	1	1	1	1	1	1
4	1	1	1	1	1	1	1
5	1	1	1	1	1	1	1
6	3	3	3	3	3	1	1
7	3	3	3	3	3	1	1
8	3	3	3	3	3	1	1
9	3	3	3	3	3	2	1
10	2	2	2	2	2	2	1
11	2	2	2	2	2	2	2
12	2	2	2	2	2	2	2
13	2	2	2	2	2	2	2
14	2	3	2	2	2	2	2
15	2	2	2	2	2	2	2
16	2	2	2	2	2	2	2
17	2	2	3	3	3	3	2
18	2	3	3	2	3	3	2
19	2	2	2	2	2	2	2
20	1	1	1	1	2	1	1
21	1	1	1	1	1	1	1
22	1	1	1	1	1	1	1
23	1	1	1	1	1	1	1

NIAGARA: I-190 SOUTHBOUND INTERCHANGES N2 TO N1 (1,150 VEH/HR/LANE)

LANES REQUIRED TO BE OPEN BY HOUR AND TIME OF DAY

SPRING SEASON							
MARCH 1 THRU MAY 20							
HR/DAY	MON	TUES	WEDS	THUR	FRI	SAT	SUN
0	1	1	1	1	1	1	1
1	1	1	1	1	1	1	1
2	1	1	1	1	1	1	1
3	1	1	1	1	1	1	1
4	1	1	1	1	1	1	1
5	1	1	1	1	1	1	1
6	2	2	2	2	2	1	1
7	2	2	2	2	2	2	1
8	2	2	2	2	2	2	1
9	2	2	2	2	2	2	2
10	2	2	2	2	2	2	2
11	2	2	2	2	3	2	2
12	2	2	2	2	3	2	2
13	2	3	3	3	3	2	2
14	3	3	3	3	3	2	2
15	3	3	3	3	3	2	2
16	3	3	3	3	3	2	2
17	3	3	3	3	3	2	2
18	3	3	3	3	3	2	2
19	2	2	2	2	2	2	2
20	2	2	2	2	2	1	2
21	2	2	2	2	2	2	1
22	2	2	2	1	3	3	1
23	1	1	1	1	2	2	1

SUMMER SEASON							
MAY 21 THRU SEPTEMBER 15							
HR/DAY	MON	TUES	WEDS	THUR	FRI	SAT	SUN
0	1	1	1	1	1	1	1
1	1	1	1	1	1	1	1
2	1	1	1	1	1	1	1
3	1	1	1	1	1	1	1
4	1	1	1	1	1	1	1
5	1	1	1	1	1	1	1
6	2	2	2	2	2	1	1
7	2	2	2	2	2	1	1
8	2	2	2	2	2	2	1
9	2	2	2	2	2	2	2
10	2	2	2	2	2	2	2
11	2	2	3	3	3	2	2
12	3	3	3	3	3	2	2
13	3	3	3	3	3	2	2
14	3	3	3	3	3	2	2
15	3	3	3	3	3	3	2
16	3	3	3	3	3	2	2
17	3	3	3	3	3	2	2
18	3	3	3	3	3	2	2
19	2	2	2	2	2	2	2
20	2	2	2	2	2	2	2
21	2	2	2	2	2	2	2
22	1	2	2	2	2	2	1
23	2	2	2	2	2	2	1

LANES REQUIRED TO BE OPEN BY HOUR AND TIME OF DAY

FALL SEASON							
SEPTEMBER 16 THRU November 30							
HR/DAY	MON	TUES	WEDS	THUR	FRI	SAT	SUN
0	1	1	1	1	1	1	1
1	1	1	1	1	1	1	1
2	1	1	1	1	1	1	1
3	1	1	1	1	1	1	1
4	1	1	1	1	1	1	1
5	1	1	1	1	1	1	1
6	2	2	2	2	2	1	1
7	2	3	3	3	2	1	1
8	2	2	2	3	2	2	2
9	2	2	2	2	2	2	2
10	2	2	2	2	2	2	2
11	2	3	3	3	3	2	2
12	2	3	3	3	3	3	2
13	2	3	3	3	3	2	2
14	3	3	3	3	3	2	2
15	3	3	3	3	3	2	2
16	3	3	3	3	3	2	2
17	3	3	3	3	3	2	2
18	3	3	3	3	3	2	2
19	2	2	2	2	2	2	2
20	2	2	2	2	2	2	2
21	2	2	2	2	2	2	1
22	1	2	3	2	2	2	1
23	1	1	1	1	2	1	1

WINTER SEAS.		DECEMBER 1 THRU February 28					
HR/DAY	MON	TUES	WEDS	THUR	FRI	SAT	SUN
0	1	1	1	1	1	1	1
1	1	1	1	1	1	1	1
2	1	1	1	1	1	1	1
3	1	1	1	1	1	1	1
4	1	1	1	1	1	1	1
5	1	1	1	1	1	1	1
6	2	2	2	2	1	1	1
7	2	2	2	2	2	1	1
8	2	2	2	2	2	2	1
9	2	2	2	2	2	2	2
10	2	2	2	2	2	2	2
11	2	2	2	2	3	2	2
12	2	2	3	2	3	2	2
13	2	2	3	2	3	2	2
14	3	3	3	3	3	2	2
15	3	3	3	3	3	2	3
16	3	3	3	3	3	2	2
17	3	3	3	3	3	2	2
18	3	3	3	3	3	2	2
19	2	2	2	2	2	1	1
20	2	2	2	2	2	1	1
21	2	2	2	2	2	2	1
22	1	2	3	2	3	2	1
23	1	1	1	1	2	1	1

NIAGARA: I-190 NORTHBOUND INTERCHANGES N2 TO N3 (1,150 VEH/HR/LANE)

LANES REQUIRED TO BE OPEN BY HOUR AND TIME OF DAY

SPRING SEASON							
MARCH 1 THRU MAY 20							
HR/DAY	MON	TUES	WEDS	THUR	FRI	SAT	SUN
0	1	1	1	1	1	1	1
1	1	1	1	1	1	1	1
2	1	1	1	1	1	1	1
3	1	1	1	1	1	1	1
4	1	1	1	1	1	1	1
5	1	1	1	1	1	1	1
6	3	3	3	3	3	1	1
7	3	3	3	3	3	1	1
8	3	3	3	3	3	2	1
9	3	3	3	3	3	2	1
10	2	2	2	2	2	2	2
11	2	2	2	2	2	2	2
12	2	2	2	2	2	2	2
13	2	2	2	2	2	2	2
14	2	2	2	2	2	3	2
15	2	2	3	2	3	2	2
16	2	2	3	2	3	2	2
17	2	3	3	2	3	2	2
18	2	3	2	2	3	3	2
19	2	2	2	2	2	2	2
20	1	1	1	1	2	2	2
21	1	1	1	1	1	1	1
22	1	1	1	1	1	1	1
23	1	1	1	1	1	1	1

SUMMER SEASON							
MAY 21 THRU SEPTEMBER 15							
HR/DAY	MON	TUES	WEDS	THUR	FRI	SAT	SUN
0	1	1	1	1	1	1	1
1	1	1	1	1	1	1	1
2	1	1	1	1	1	1	1
3	1	1	1	1	1	1	1
4	1	1	1	1	1	1	1
5	2	1	1	1	1	1	1
6	3	3	3	3	3	1	1
7	3	3	3	3	3	1	1
8	3	3	3	3	3	2	1
9	3	3	3	3	3	2	1
10	2	2	2	2	2	2	2
11	2	2	2	2	2	2	2
12	2	2	2	2	2	2	2
13	2	2	2	2	2	2	2
14	2	2	2	2	3	2	2
15	3	2	2	3	3	2	2
16	2	3	3	3	3	2	2
17	3	3	3	3	3	2	2
18	2	2	2	3	3	2	2
19	2	2	2	2	2	2	2
20	2	2	2	2	2	2	2
21	1	1	1	2	2	2	1
22	1	1	1	2	2	1	1
23	1	1	1	1	1	1	1

LANES REQUIRED TO BE OPEN BY HOUR AND TIME OF DAY

FALL SEASON							
SEPTEMBER 16 THRU November 30							
HR/DAY	MON	TUES	WEDS	THUR	FRI	SAT	SUN
0	1	1	1	1	1	1	1
1	1	1	1	1	1	1	1
2	1	1	1	1	1	1	1
3	1	1	1	1	1	1	1
4	1	1	1	1	1	1	1
5	1	1	1	2	1	1	1
6	3	3	3	3	3	1	1
7	3	3	3	3	3	1	1
8	3	3	3	3	3	2	1
9	3	3	3	3	3	2	1
10	2	2	2	2	2	2	2
11	2	2	2	2	2	2	2
12	2	2	2	2	2	2	2
13	2	2	2	2	2	2	2
14	3	3	3	2	3	2	2
15	2	3	3	3	3	2	2
16	2	3	3	3	3	2	2
17	2	3	3	3	3	2	2
18	2	3	3	3	3	3	2
19	2	2	2	2	2	2	2
20	1	1	2	1	2	2	2
21	1	1	1	1	2	1	1
22	1	1	1	1	1	1	1
23	1	1	1	1	1	1	1

WINTER SEAS.							
DECEMBER 1 THRU February 28							
HR/DAY	MON	TUES	WEDS	THUR	FRI	SAT	SUN
0	1	1	1	1	1	1	1
1	1	1	1	1	1	1	1
2	1	1	1	1	1	1	1
3	1	1	1	1	1	1	1
4	1	1	1	1	1	1	1
5	1	1	1	1	1	1	1
6	3	3	3	3	3	1	1
7	3	3	3	3	3	1	1
8	3	3	3	3	3	1	1
9	3	3	3	3	3	2	1
10	2	2	2	2	2	2	1
11	2	2	2	2	2	2	2
12	2	2	2	2	2	2	2
13	2	2	2	2	2	2	2
14	2	2	2	2	2	2	2
15	2	2	2	2	2	2	2
16	2	2	2	2	2	2	2
17	2	3	2	3	3	2	2
18	2	3	2	3	3	3	2
19	2	2	2	2	2	2	2
20	1	1	1	1	1	1	1
21	1	1	1	1	1	1	1
22	1	1	1	1	1	1	1
23	1	1	1	1	1	1	1

NIAGARA: I-190 SOUTHBOUND INTERCHANGES N3 TO N2 (1,150 VEH/HR/LANE)

LANES REQUIRED TO BE OPEN BY HOUR AND TIME OF DAY

SPRING SEASON							
MARCH 1 THRU MAY 20							
HR/DAY	MON	TUES	WEDS	THUR	FRI	SAT	SUN
0	1	1	1	1	1	1	1
1	1	1	1	1	1	1	1
2	1	1	1	1	1	1	1
3	1	1	1	1	1	1	1
4	1	1	1	1	1	1	1
5	1	1	1	1	1	1	1
6	1	1	1	1	1	1	1
7	2	2	2	2	2	1	1
8	2	2	2	2	2	2	1
9	2	2	2	2	2	2	1
10	2	2	2	2	2	2	2
11	2	2	2	2	2	2	2
12	2	2	2	2	3	2	2
13	2	2	2	2	3	2	2
14	3	3	3	3	3	2	2
15	3	3	3	3	3	2	2
16	3	3	3	3	3	2	2
17	3	3	3	3	3	2	2
18	3	3	3	3	3	2	2
19	2	2	2	2	2	2	2
20	1	2	2	2	2	1	2
21	2	2	2	2	2	2	1
22	2	2	2	2	2	3	2
23	1	1	1	1	2	2	1

SUMMER SEASON							
MAY 21 THRU SEPTEMBER 15							
HR/DAY	MON	TUES	WEDS	THUR	FRI	SAT	SUN
0	1	1	1	1	1	1	1
1	1	1	1	1	1	1	1
2	1	1	1	1	1	1	1
3	1	1	1	1	1	1	1
4	1	1	1	1	1	1	1
5	1	1	1	1	1	1	1
6	2	1	1	2	2	1	1
7	2	2	2	2	2	1	1
8	2	2	2	2	2	2	1
9	2	2	2	2	2	2	2
10	2	2	2	2	2	2	2
11	2	2	2	3	3	2	2
12	3	2	3	3	3	2	2
13	3	3	3	3	3	2	2
14	3	3	3	3	3	2	2
15	3	3	3	3	3	2	2
16	3	3	3	3	3	2	2
17	3	3	3	3	3	2	2
18	3	3	3	3	3	2	2
19	2	2	2	2	2	2	2
20	2	2	2	2	2	2	2
21	2	2	2	2	2	2	2
22	1	2	2	2	2	2	1
23	2	2	2	2	2	2	1

LANES REQUIRED TO BE OPEN BY HOUR AND TIME OF DAY

FALL SEASON							
SEPTEMBER 16 THRU November 30							
HR/DAY	MON	TUES	WEDS	THUR	FRI	SAT	SUN
0	1	1	1	1	1	1	1
1	1	1	1	1	1	1	1
2	1	1	1	1	1	1	1
3	1	1	1	1	1	1	1
4	1	1	1	1	1	1	1
5	1	1	1	1	1	1	1
6	1	2	1	2	2	1	1
7	2	2	2	2	2	1	1
8	2	2	2	2	2	2	1
9	2	2	2	2	2	2	2
10	2	2	2	2	2	2	2
11	2	2	2	2	3	2	2
12	2	3	2	2	3	2	2
13	2	3	2	3	3	2	2
14	3	3	3	3	3	2	2
15	3	3	3	3	3	2	2
16	3	3	3	3	3	2	2
17	3	3	3	3	3	2	2
18	3	3	3	3	3	2	2
19	2	2	2	2	2	2	2
20	2	2	2	2	2	1	2
21	2	2	2	2	2	2	1
22	2	2	2	2	2	2	1
23	1	1	1	1	2	2	1

WINTER SEAS.		DECEMBER 1 THRU February 28						
HR/DAY	MON	TUES	WEDS	THUR	FRI	SAT	SUN	
0	1	1	1	1	1	1	1	
1	1	1	1	1	1	1	1	
2	1	1	1	1	1	1	1	
3	1	1	1	1	1	1	1	
4	1	1	1	1	1	1	1	
5	1	1	1	1	1	1	1	
6	1	1	1	1	1	1	1	
7	2	2	2	2	2	1	1	
8	2	2	2	2	2	1	1	
9	2	2	2	2	2	2	1	
10	2	2	2	2	2	2	2	
11	2	2	2	2	2	2	2	
12	2	2	2	2	3	2	2	
13	2	2	3	2	3	2	2	
14	3	3	3	3	3	2	2	
15	3	3	3	3	3	2	3	
16	3	3	3	3	3	2	2	
17	3	3	3	3	3	2	2	
18	3	3	3	3	3	2	2	
19	2	2	2	2	2	1	1	
20	2	2	2	2	2	1	2	
21	2	2	2	2	2	2	1	
22	2	2	2	2	3	2	1	
23	1	1	1	1	2	1	1	

NIAGARA: I-190 NORTHBOUND INTERCHANGES N3 TO N4 (1,150 VEH/HR/LANE)

LANES REQUIRED TO BE OPEN BY HOUR AND TIME OF DAY

SPRING SEASON							
MARCH 1 THRU MAY 20							
HR/DAY	MON	TUES	WEDS	THUR	FRI	SAT	SUN
0	1	1	1	1	1	1	1
1	1	1	1	1	1	1	1
2	1	1	1	1	1	1	1
3	1	1	1	1	1	1	1
4	1	1	1	1	1	1	1
5	2	1	1	1	1	1	1
6	3	3	3	3	3	1	1
7	3	3	3	3	3	2	1
8	3	3	3	3	3	2	1
9	3	3	3	3	3	2	1
10	2	2	2	2	2	2	2
11	2	2	2	2	2	2	2
12	2	2	2	2	3	2	2
13	2	2	3	3	3	2	3
14	3	3	3	3	3	3	3
15	3	3	3	3	3	2	2
16	3	3	3	3	3	2	3
17	3	3	3	3	3	3	2
18	2	3	3	3	3	3	2
19	2	2	2	2	2	2	2
20	2	2	2	2	2	2	2
21	1	1	1	2	2	2	1
22	1	1	1	1	2	2	1
23	1	1	1	1	1	1	1

SUMMER SEASON							
MAY 21 THRU SEPTEMBER 15							
HR/DAY	MON	TUES	WEDS	THUR	FRI	SAT	SUN
0	1	1	1	1	1	1	1
1	1	1	1	1	1	1	1
2	1	1	1	1	1	1	1
3	1	1	1	1	1	1	1
4	1	1	1	1	1	1	1
5	2	2	2	2	2	1	1
6	3	3	3	3	3	2	1
7	3	3	3	3	3	2	1
8	3	3	3	3	3	2	1
9	3	3	3	3	3	2	2
10	2	2	2	3	3	2	2
11	3	2	3	3	3	2	2
12	3	3	3	3	3	3	3
13	3	3	3	3	3	2	3
14	3	3	3	3	3	2	3
15	3	3	3	3	3	2	2
16	3	3	3	3	3	2	2
17	3	3	3	3	3	3	2
18	3	3	3	3	3	2	2
19	2	2	2	2	2	2	2
20	2	2	2	2	2	2	2
21	2	2	2	2	2	2	2
22	1	1	1	2	2	2	1
23	1	1	1	1	1	1	1

LANES REQUIRED TO BE OPEN BY HOUR AND TIME OF DAY

FALL SEASON							
SEPTEMBER 16 THRU November 30							
HR/DAY	MON	TUES	WEDS	THUR	FRI	SAT	SUN
0	1	1	1	1	1	1	1
1	1	1	1	1	1	1	1
2	1	1	1	1	1	1	1
3	1	1	1	1	1	1	1
4	1	1	1	1	1	1	1
5	1	2	2	2	1	1	1
6	3	3	3	3	3	1	1
7	3	3	3	3	3	2	1
8	3	3	3	3	3	2	1
9	3	3	3	3	3	2	1
10	2	3	2	3	2	2	2
11	2	3	2	3	3	2	2
12	2	3	2	3	3	2	2
13	3	3	2	3	3	2	2
14	3	3	3	3	3	2	2
15	3	3	3	3	3	2	2
16	3	3	3	3	3	2	3
17	3	3	3	3	3	3	3
18	3	3	3	3	3	3	3
19	2	2	2	2	2	2	2
20	2	2	2	2	2	2	2
21	1	1	1	2	2	2	1
22	1	1	1	1	2	1	1
23	1	1	1	1	1	1	1

WINTER SEAS.							
DECEMBER 1 THRU February 28							
HR/DAY	MON	TUES	WEDS	THUR	FRI	SAT	SUN
0	1	1	1	1	1	1	1
1	1	1	1	1	1	1	1
2	1	1	1	1	1	1	1
3	1	1	1	1	1	1	1
4	1	1	1	1	1	1	1
5	1	2	2	2	1	1	1
6	3	3	3	3	3	1	1
7	3	3	3	3	3	1	1
8	3	3	3	3	3	2	1
9	3	3	3	3	3	2	1
10	2	2	2	2	2	2	2
11	2	2	2	2	2	2	2
12	2	2	2	2	2	2	2
13	2	2	2	2	2	2	2
14	3	3	3	3	3	2	2
15	3	3	3	3	3	2	2
16	3	3	3	3	3	2	2
17	3	3	3	3	3	3	2
18	2	3	3	3	3	3	2
19	2	2	2	2	2	2	2
20	1	1	2	2	2	2	1
21	1	1	1	1	2	2	1
22	1	1	1	1	2	1	1
23	1	1	1	1	1	1	1

NIAGARA: I-190 SOUTHBOUND INTERCHANGES N4 TO N3 (1,150 VEH/HR/LANE)

LANES REQUIRED TO BE OPEN BY HOUR AND TIME OF DAY

SPRING SEASON							
MARCH 1 THRU MAY 20							
HR/DAY	MON	TUES	WEDS	THUR	FRI	SAT	SUN
0	1	1	1	1	1	1	1
1	1	1	1	1	1	1	1
2	1	1	1	1	1	1	1
3	1	1	1	1	1	1	1
4	1	1	1	1	1	1	1
5	1	1	1	1	1	1	1
6	2	2	2	2	2	1	1
7	3	2	2	2	2	1	1
8	2	2	2	2	2	2	1
9	2	2	2	2	2	2	2
10	2	2	2	2	2	2	2
11	2	2	2	2	3	2	2
12	2	2	3	3	3	2	2
13	3	3	3	3	3	2	2
14	3	3	3	3	3	2	2
15	3	3	3	3	3	2	2
16	3	3	3	3	3	2	2
17	3	3	3	3	3	2	2
18	3	3	3	3	3	2	2
19	2	2	2	2	2	2	2
20	2	2	2	2	2	2	2
21	2	2	2	2	2	2	2
22	2	2	2	2	2	3	2
23	1	1	1	1	2	2	1

SUMMER SEASON							
MAY 21 THRU SEPTEMBER 15							
HR/DAY	MON	TUES	WEDS	THUR	FRI	SAT	SUN
0	1	1	1	1	1	1	1
1	1	1	1	1	1	1	1
2	1	1	1	1	1	1	1
3	1	1	1	1	1	1	1
4	1	1	1	1	1	1	1
5	1	1	1	1	1	1	1
6	2	2	2	2	2	1	1
7	3	2	2	2	2	1	1
8	2	2	2	2	2	2	1
9	2	2	2	2	2	2	2
10	2	2	2	2	2	2	2
11	3	3	3	3	3	2	2
12	3	3	3	3	3	2	2
13	3	3	3	3	3	2	2
14	3	3	3	3	3	2	2
15	3	3	3	3	3	3	3
16	3	3	3	3	3	2	2
17	3	3	3	3	3	2	2
18	3	3	3	3	3	2	2
19	2	2	2	2	2	2	2
20	2	2	2	2	2	2	2
21	2	2	2	2	2	2	2
22	2	2	2	2	2	2	1
23	2	2	2	2	2	2	1

LANES REQUIRED TO BE OPEN BY HOUR AND TIME OF DAY

FALL SEASON							
SEPTEMBER 16 THRU November 30							
HR/DAY	MON	TUES	WEDS	THUR	FRI	SAT	SUN
0	1	1	1	1	1	1	1
1	1	1	1	1	1	1	1
2	1	1	1	1	1	1	1
3	1	1	1	1	1	1	1
4	1	1	1	1	1	1	1
5	1	1	1	1	1	1	1
6	2	2	2	2	2	1	1
7	2	3	2	3	3	1	1
8	2	2	2	3	3	2	2
9	2	2	2	2	2	2	2
10	2	2	2	2	2	2	2
11	2	3	2	3	3	2	2
12	3	3	3	3	3	3	2
13	3	3	3	3	3	2	2
14	3	3	3	3	3	2	2
15	3	3	3	3	3	2	2
16	3	3	3	3	3	2	2
17	3	3	3	3	3	2	2
18	3	3	3	3	3	2	2
19	2	2	2	2	2	2	2
20	2	2	2	2	2	2	2
21	2	2	2	2	2	2	1
22	2	2	2	2	3	2	1
23	1	1	1	1	2	2	1

WINTER SEAS.		DECEMBER 1 THRU February 28					
HR/DAY	MON	TUES	WEDS	THUR	FRI	SAT	SUN
0	1	1	1	1	1	1	1
1	1	1	1	1	1	1	1
2	1	1	1	1	1	1	1
3	1	1	1	1	1	1	1
4	1	1	1	1	1	1	1
5	1	1	1	1	1	1	1
6	2	2	2	2	1	1	1
7	2	2	2	2	2	1	1
8	2	2	2	2	2	2	1
9	2	2	2	2	2	2	1
10	2	2	2	2	2	2	2
11	2	2	2	2	3	2	2
12	2	3	3	3	3	2	2
13	3	3	3	3	3	2	2
14	3	3	3	3	3	2	2
15	3	3	3	3	3	2	3
16	3	3	3	3	3	2	2
17	3	3	3	3	3	2	2
18	3	3	3	3	3	2	2
19	2	2	2	2	2	2	2
20	2	2	2	2	2	1	2
21	2	2	2	2	2	2	1
22	2	2	2	2	3	3	1
23	1	1	1	1	2	1	1

NIAGARA: I-190 NORTHBOUND INTERCHANGES N4 TO N5 (1,150 VEH/HR/LANE)

LANES REQUIRED TO BE OPEN BY HOUR AND TIME OF DAY

SPRING SEASON							
MARCH 1 THRU MAY 20							
HR/DAY	MON	TUES	WEDS	THUR	FRI	SAT	SUN
0	1	1	1	1	1	1	1
1	1	1	1	1	1	1	1
2	1	1	1	1	1	1	1
3	1	1	1	1	1	1	1
4	1	1	1	1	1	1	1
5	2	1	1	1	1	1	1
6	3	3	3	3	3	1	1
7	3	3	3	3	3	2	1
8	3	3	3	3	3	2	1
9	3	3	3	3	3	2	1
10	2	2	2	2	2	2	2
11	2	2	2	2	2	2	2
12	2	2	2	2	3	2	3
13	3	2	3	3	3	2	3
14	3	3	3	3	3	3	3
15	3	3	3	3	3	2	2
16	3	3	3	3	3	2	3
17	3	3	3	3	3	3	2
18	2	3	3	3	3	3	2
19	2	2	2	2	2	2	2
20	2	2	2	2	2	2	2
21	1	1	2	2	2	2	1
22	1	1	1	1	2	2	1
23	1	1	1	1	1	1	1

SUMMER SEASON							
MAY 21 THRU SEPTEMBER 15							
HR/DAY	MON	TUES	WEDS	THUR	FRI	SAT	SUN
0	1	1	1	1	1	1	1
1	1	1	1	1	1	1	1
2	1	1	1	1	1	1	1
3	1	1	1	1	1	1	1
4	1	1	1	1	1	1	1
5	2	2	2	2	2	1	1
6	3	3	3	3	3	2	1
7	3	3	3	3	3	2	1
8	3	3	3	3	3	2	1
9	3	3	3	3	3	2	2
10	2	2	2	3	3	2	2
11	3	3	3	3	3	2	2
12	3	3	3	3	3	3	3
13	3	3	3	3	3	3	3
14	3	3	3	3	3	3	3
15	3	3	3	3	3	2	2
16	3	3	3	3	3	2	2
17	3	3	3	3	3	3	2
18	3	3	3	3	3	2	2
19	2	2	2	2	2	2	2
20	2	2	2	2	2	2	2
21	2	2	2	2	2	2	2
22	1	1	2	2	2	2	1
23	1	1	1	1	1	1	1

LANES REQUIRED TO BE OPEN BY HOUR AND TIME OF DAY

FALL SEASON							
SEPTEMBER 16 THRU November 30							
HR/DAY	MON	TUES	WEDS	THUR	FRI	SAT	SUN
0	1	1	1	1	1	1	1
1	1	1	1	1	1	1	1
2	1	1	1	1	1	1	1
3	1	1	1	1	1	1	1
4	1	1	1	1	1	1	1
5	1	2	2	2	2	1	1
6	3	3	3	3	3	1	1
7	3	3	3	3	3	2	1
8	3	3	3	3	3	2	1
9	3	3	3	3	3	2	1
10	2	3	3	3	3	2	2
11	2	3	3	3	3	2	2
12	2	3	3	3	3	2	2
13	3	3	3	3	3	2	2
14	3	3	3	3	3	2	2
15	3	3	3	3	3	2	2
16	3	3	3	3	3	2	3
17	3	3	3	3	3	3	3
18	3	3	3	3	3	3	3
19	2	2	2	2	2	2	2
20	2	2	2	2	2	2	2
21	1	1	1	2	2	2	1
22	1	1	1	1	2	1	1
23	1	1	1	1	1	1	1

WINTER SEAS.							
DECEMBER 1 THRU February 28							
HR/DAY	MON	TUES	WEDS	THUR	FRI	SAT	SUN
0	1	1	1	1	1	1	1
1	1	1	1	1	1	1	1
2	1	1	1	1	1	1	1
3	1	1	1	1	1	1	1
4	1	1	1	1	1	1	1
5	1	2	2	1	1	1	1
6	3	3	3	3	3	1	1
7	3	3	3	3	3	1	1
8	3	3	3	3	3	2	1
9	3	3	3	3	3	2	1
10	2	3	2	2	2	2	2
11	2	2	2	2	2	2	2
12	2	3	2	2	2	2	2
13	2	3	2	2	2	2	2
14	3	3	3	3	3	2	2
15	3	3	3	3	3	2	2
16	3	3	3	3	3	2	2
17	3	3	3	3	3	3	2
18	2	3	3	3	3	3	2
19	2	2	2	2	2	2	2
20	2	2	2	2	2	2	1
21	1	1	1	1	2	2	1
22	1	1	1	1	2	1	1
23	1	1	1	1	1	1	1

NIAGARA: I-190 SOUTHBOUND INTERCHANGES N5 TO N4 (1,150 VEH/HR/LANE)

LANES REQUIRED TO BE OPEN BY HOUR AND TIME OF DAY

SPRING SEASON							
MARCH 1 THRU MAY 20							
HR/DAY	MON	TUES	WEDS	THUR	FRI	SAT	SUN
0	1	1	1	1	1	1	1
1	1	1	1	1	1	1	1
2	1	1	1	1	1	1	1
3	1	1	1	1	1	1	1
4	1	1	1	1	1	1	1
5	1	1	1	1	1	1	1
6	2	2	2	2	2	1	1
7	3	3	3	3	3	2	1
8	3	3	3	3	3	2	1
9	2	2	2	2	2	2	2
10	2	2	2	2	2	2	2
11	2	2	3	3	3	2	2
12	3	3	3	3	3	3	2
13	3	3	3	3	3	2	2
14	3	3	3	3	3	2	2
15	3	3	3	3	3	3	3
16	3	3	3	3	3	2	3
17	3	3	3	3	3	2	2
18	3	3	3	3	3	2	2
19	2	2	2	2	2	2	2
20	2	2	2	2	2	2	2
21	2	2	2	2	2	2	2
22	2	2	2	2	2	3	2
23	1	1	1	1	2	2	1

SUMMER SEASON							
MAY 21 THRU SEPTEMBER 15							
HR/DAY	MON	TUES	WEDS	THUR	FRI	SAT	SUN
0	1	1	1	1	1	1	1
1	1	1	1	1	1	1	1
2	1	1	1	1	1	1	1
3	1	1	1	1	1	1	1
4	1	1	1	1	1	1	1
5	1	1	1	1	1	1	1
6	2	2	2	2	2	1	1
7	3	3	3	3	3	2	1
8	3	2	3	3	3	2	1
9	2	2	2	2	2	2	2
10	2	2	2	2	3	2	2
11	3	3	3	3	3	2	2
12	3	3	3	3	3	3	2
13	3	3	3	3	3	3	2
14	3	3	3	3	3	3	3
15	3	3	3	3	3	3	3
16	3	3	3	3	3	3	3
17	3	3	3	3	3	2	2
18	3	3	3	3	3	2	2
19	2	2	2	2	2	2	2
20	2	2	2	2	2	2	2
21	2	2	2	2	2	2	2
22	2	2	2	2	2	2	1
23	2	2	2	2	2	2	1

LANES REQUIRED TO BE OPEN BY HOUR AND TIME OF DAY

FALL SEASON							
SEPTEMBER 16 THRU November 30							
HR/DAY	MON	TUES	WEDS	THUR	FRI	SAT	SUN
0	1	1	1	1	1	1	1
1	1	1	1	1	1	1	1
2	1	1	1	1	1	1	1
3	1	1	1	1	1	1	1
4	1	1	1	1	1	1	1
5	1	1	1	1	1	1	1
6	2	2	2	2	2	1	1
7	3	3	3	3	3	2	1
8	3	3	3	3	3	2	2
9	2	2	2	2	2	2	2
10	2	2	2	2	3	2	2
11	3	3	3	3	3	3	2
12	3	3	3	3	3	3	2
13	3	3	3	3	3	3	2
14	3	3	3	3	3	3	2
15	3	3	3	3	3	3	2
16	3	3	3	3	3	2	2
17	3	3	3	3	3	2	2
18	3	3	3	3	3	2	2
19	2	2	2	2	2	2	2
20	2	2	2	2	2	2	2
21	2	2	2	2	2	2	1
22	2	2	2	2	3	2	1
23	1	1	1	1	2	2	1

WINTER SEAS.		DECEMBER 1 THRU February 28					
HR/DAY	MON	TUES	WEDS	THUR	FRI	SAT	SUN
0	1	1	1	1	1	1	1
1	1	1	1	1	1	1	1
2	1	1	1	1	1	1	1
3	1	1	1	1	1	1	1
4	1	1	1	1	1	1	1
5	1	1	1	1	1	1	1
6	2	2	2	2	2	1	1
7	3	3	3	3	3	1	1
8	3	3	3	3	3	2	1
9	2	2	2	2	2	2	2
10	2	2	2	2	2	2	2
11	2	2	3	3	3	2	2
12	3	3	3	3	3	2	2
13	3	3	3	3	3	2	2
14	3	3	3	3	3	2	2
15	3	3	3	3	3	2	3
16	3	3	3	3	3	2	2
17	3	3	3	3	3	2	2
18	3	3	3	3	3	2	2
19	2	2	2	2	2	2	2
20	2	2	2	2	2	1	2
21	2	2	2	2	2	2	1
22	2	2	2	2	3	3	1
23	1	1	1	1	2	1	1

NIAGARA: I-190 NORTHBOUND INTERCHANGES N5 TO N6 (1,150 VEH/HR/LANE)

LANES REQUIRED TO BE OPEN BY HOUR AND TIME OF DAY

SPRING SEASON							
MARCH 1 THRU MAY 20							
HR/DAY	MON	TUES	WEDS	THUR	FRI	SAT	SUN
0	1	1	1	1	1	1	1
1	1	1	1	1	1	1	1
2	1	1	1	1	1	1	1
3	1	1	1	1	1	1	1
4	1	1	1	1	1	1	1
5	2	1	1	1	1	1	1
6	3	3	3	3	3	1	1
7	3	3	3	3	3	2	1
8	3	3	3	3	3	2	1
9	3	3	3	3	3	2	1
10	2	2	2	2	2	2	2
11	2	2	2	2	2	2	2
12	2	2	3	3	3	2	3
13	3	2	3	3	3	3	3
14	3	3	3	3	3	3	2
15	3	3	3	3	3	2	2
16	3	3	3	3	3	2	3
17	3	3	3	3	3	3	2
18	2	3	3	3	3	3	2
19	2	2	2	2	2	2	2
20	2	2	2	2	2	2	2
21	2	2	2	2	2	2	2
22	1	1	1	2	2	2	1
23	1	1	1	1	1	1	1

SUMMER SEASON							
MAY 21 THRU SEPTEMBER 15							
HR/DAY	MON	TUES	WEDS	THUR	FRI	SAT	SUN
0	1	1	1	1	1	1	1
1	1	1	1	1	1	1	1
2	1	1	1	1	1	1	1
3	1	1	1	1	1	1	1
4	1	1	1	1	1	1	1
5	2	2	2	2	2	1	1
6	3	3	3	3	3	2	1
7	3	3	3	3	3	2	1
8	3	3	3	3	3	2	1
9	3	3	3	3	3	2	2
10	2	2	2	3	3	2	2
11	3	3	3	3	3	2	2
12	3	3	3	3	3	3	3
13	3	3	3	3	3	3	3
14	3	3	3	3	3	3	3
15	3	3	3	3	3	3	3
16	3	3	3	3	3	2	2
17	3	3	3	3	3	3	2
18	3	3	3	3	3	3	2
19	2	2	2	2	2	2	2
20	2	2	2	2	2	2	2
21	2	2	2	2	2	2	2
22	1	1	2	2	2	2	1
23	1	1	1	1	2	1	1

LANES REQUIRED TO BE OPEN BY HOUR AND TIME OF DAY

FALL SEASON							
SEPTEMBER 16 THRU November 30							
HR/DAY	MON	TUES	WEDS	THUR	FRI	SAT	SUN
0	1	1	1	1	1	1	1
1	1	1	1	1	1	1	1
2	1	1	1	1	1	1	1
3	1	1	1	1	1	1	1
4	1	1	1	1	1	1	1
5	1	2	2	2	2	1	1
6	3	3	3	3	3	1	1
7	3	3	3	3	3	2	1
8	3	3	3	3	3	2	1
9	3	3	3	3	3	2	1
10	2	3	3	3	3	2	2
11	2	3	3	3	3	2	2
12	2	3	3	3	3	2	2
13	3	3	3	3	3	2	2
14	3	3	3	3	3	2	2
15	3	3	3	3	3	3	2
16	3	3	3	3	3	2	3
17	3	3	3	3	3	3	3
18	3	3	3	3	3	3	3
19	2	2	2	2	2	2	2
20	2	2	2	2	2	2	2
21	1	2	2	2	2	2	1
22	1	2	2	1	2	2	1
23	1	1	1	1	1	1	1

WINTER SEAS.							
DECEMBER 1 THRU February 28							
HR/DAY	MON	TUES	WEDS	THUR	FRI	SAT	SUN
0	1	1	1	1	1	1	1
1	1	1	1	1	1	1	1
2	1	1	1	1	1	1	1
3	1	1	1	1	1	1	1
4	1	1	1	1	1	1	1
5	1	2	1	1	1	1	1
6	3	3	3	3	3	1	1
7	3	3	3	3	3	1	1
8	3	3	3	3	3	2	1
9	3	3	3	3	3	2	1
10	2	3	2	2	2	2	2
11	2	2	2	2	2	2	2
12	2	3	2	2	3	2	2
13	2	3	2	2	3	2	2
14	3	3	3	3	3	2	2
15	3	3	3	3	3	2	2
16	3	3	3	3	3	2	2
17	3	3	3	3	3	3	2
18	2	3	3	3	3	3	2
19	2	2	2	2	2	2	2
20	2	2	2	2	2	2	2
21	1	2	2	2	2	2	1
22	1	2	2	1	2	2	1
23	1	1	1	1	1	1	1

NIAGARA: I-190 SOUTHBOUND INTERCHANGES N6 TO N5 (1,150 VEH/HR/LANE)

LANES REQUIRED TO BE OPEN BY HOUR AND TIME OF DAY

SPRING SEASON							
MARCH 1 THRU MAY 20							
HR/DAY	MON	TUES	WEDS	THUR	FRI	SAT	SUN
0	1	1	1	1	1	1	1
1	1	1	1	1	1	1	1
2	1	1	1	1	1	1	1
3	1	1	1	1	1	1	1
4	1	1	1	1	1	1	1
5	1	1	1	1	1	1	1
6	2	2	2	2	2	1	1
7	3	3	3	3	3	2	1
8	3	3	3	3	3	2	1
9	2	2	2	2	2	2	2
10	2	2	2	2	2	2	2
11	2	2	2	2	3	2	2
12	3	3	3	3	3	2	2
13	3	3	3	3	3	2	2
14	3	3	3	3	3	2	2
15	3	3	3	3	3	3	3
16	3	3	3	3	3	2	3
17	3	3	3	3	3	2	2
18	3	3	3	3	3	2	2
19	2	2	2	2	2	2	2
20	2	2	2	2	2	2	2
21	2	2	2	2	2	2	1
22	1	2	2	2	2	2	1
23	1	1	1	1	2	2	1

SUMMER SEASON							
MAY 21 THRU SEPTEMBER 15							
HR/DAY	MON	TUES	WEDS	THUR	FRI	SAT	SUN
0	1	1	1	1	1	1	1
1	1	1	1	1	1	1	1
2	1	1	1	1	1	1	1
3	1	1	1	1	1	1	1
4	1	1	1	1	1	1	1
5	1	1	1	1	1	1	1
6	2	2	2	2	2	1	1
7	3	3	3	3	3	2	1
8	3	3	3	3	3	2	1
9	2	2	2	2	2	2	2
10	2	2	2	2	3	2	2
11	3	3	3	3	3	2	2
12	3	3	3	3	3	3	2
13	3	3	3	3	3	3	2
14	3	3	3	3	3	3	2
15	3	3	3	3	3	3	3
16	3	3	3	3	3	2	3
17	3	3	3	3	3	2	2
18	3	3	3	3	3	2	2
19	2	2	2	2	2	2	2
20	2	2	2	2	2	2	2
21	2	2	2	2	2	2	2
22	1	2	2	2	2	2	1
23	2	1	2	2	2	2	1

LANES REQUIRED TO BE OPEN BY HOUR AND TIME OF DAY

FALL SEASON							
SEPTEMBER 16 THRU November 30							
HR/DAY	MON	TUES	WEDS	THUR	FRI	SAT	SUN
0	1	1	1	1	1	1	1
1	1	1	1	1	1	1	1
2	1	1	1	1	1	1	1
3	1	1	1	1	1	1	1
4	1	1	1	1	1	1	1
5	1	1	1	1	1	1	1
6	2	2	2	2	2	1	1
7	3	3	3	3	3	2	1
8	3	3	3	3	3	2	2
9	2	2	2	2	3	2	2
10	2	2	2	3	3	2	2
11	2	3	3	3	3	3	2
12	3	3	3	3	3	3	2
13	3	3	3	3	3	3	2
14	3	3	3	3	3	2	2
15	3	3	3	3	3	3	2
16	3	3	3	3	3	2	2
17	3	3	3	3	3	2	2
18	3	3	3	3	3	2	2
19	2	2	2	2	2	2	2
20	2	2	2	2	2	2	1
21	1	2	2	2	2	2	1
22	1	2	2	2	2	2	1
23	1	1	1	1	2	1	1

WINTER SEAS.		DECEMBER 1 THRU February 28						
HR/DAY	MON	TUES	WEDS	THUR	FRI	SAT	SUN	
0	1	1	1	1	1	1	1	
1	1	1	1	1	1	1	1	
2	1	1	1	1	1	1	1	
3	1	1	1	1	1	1	1	
4	1	1	1	1	1	1	1	
5	1	1	1	1	1	1	1	
6	2	2	2	2	2	1	1	
7	3	3	3	3	3	1	1	
8	3	3	3	3	3	2	1	
9	2	2	2	2	2	2	2	
10	2	2	2	2	2	2	2	
11	2	2	3	2	3	2	2	
12	2	3	3	3	3	2	2	
13	3	3	3	3	3	2	2	
14	3	3	3	3	3	2	2	
15	3	3	3	3	3	2	2	
16	3	3	3	3	3	2	2	
17	3	3	3	3	3	2	2	
18	3	3	3	3	3	2	2	
19	2	2	2	2	2	2	2	
20	2	2	2	2	2	1	1	
21	1	2	2	2	2	2	1	
22	1	2	2	2	2	2	1	
23	1	1	1	1	2	1	1	



NIAGARA: I-190 NORTHBOUND INTERCHANGES N8 TO N9 (1,150 VEH/HR/LANE)

LANES REQUIRED TO BE OPEN BY HOUR AND TIME OF DAY

SPRING SEASON      MARCH 1 THRU MAY 20							
HR/DAY	MON	TUES	WEDS	THUR	FRI	SAT	SUN
0	1	1	1	1	1	1	1
1	1	1	1	1	1	1	1
2	1	1	1	1	1	1	1
3	1	1	1	1	1	1	1
4	1	1	1	1	1	1	1
5	1	1	1	1	1	1	1
6	3	3	3	3	3	1	1
7	3	3	3	3	3	1	1
8	3	3	3	3	3	2	1
9	2	2	2	2	2	2	2
10	2	2	2	2	2	2	2
11	2	2	2	2	3	2	2
12	3	3	3	3	3	3	3
13	3	2	3	3	3	3	3
14	3	3	3	3	3	3	3
15	3	3	3	3	3	3	3
16	3	3	3	3	3	3	3
17	3	3	3	3	3	3	2
18	3	3	3	3	3	3	2
19	2	2	2	2	2	2	2
20	2	2	2	2	2	2	2
21	2	2	2	2	2	2	2
22	2	2	2	2	2	3	2
23	1	1	1	1	2	2	1

SUMMER SEASON      MAY 21 THRU SEPTEMBER 15							
HR/DAY	MON	TUES	WEDS	THUR	FRI	SAT	SUN
0	1	1	1	1	1	1	1
1	1	1	1	1	1	1	1
2	1	1	1	1	1	1	1
3	1	1	1	1	1	1	1
4	1	1	1	1	1	1	1
5	1	1	1	1	1	1	1
6	3	3	3	3	3	1	1
7	3	3	3	3	3	2	1
8	3	3	3	3	3	2	1
9	2	2	2	3	2	2	2
10	2	2	2	2	3	2	2
11	3	3	3	3	3	3	2
12	3	3	3	3	3	3	3
13	3	3	3	3	3	3	3
14	3	3	3	3	3	3	3
15	3	3	3	3	3	3	3
16	3	3	3	3	3	3	3
17	3	3	3	3	3	3	3
18	3	3	3	3	3	3	3
19	2	2	2	2	2	2	2
20	2	2	2	2	2	2	2
21	2	2	2	2	2	2	2
22	2	2	2	2	2	2	2
23	2	1	2	2	2	2	1

LANES REQUIRED TO BE OPEN BY HOUR AND TIME OF DAY

FALL SEASON      SEPTEMBER 16 THRU November 30							
HR/DAY	MON	TUES	WEDS	THUR	FRI	SAT	SUN
0	1	1	1	1	1	1	1
1	1	1	1	1	1	1	1
2	1	1	1	1	1	1	1
3	1	1	1	1	1	1	1
4	1	1	1	1	1	1	1
5	1	1	1	1	1	1	1
6	3	3	3	3	3	1	1
7	3	3	3	3	3	2	1
8	3	3	3	3	3	2	1
9	2	3	3	3	3	2	1
10	2	2	3	3	3	2	2
11	2	3	3	3	3	3	2
12	3	3	3	3	3	3	2
13	3	3	3	3	3	3	2
14	3	3	3	3	3	3	2
15	3	3	3	3	3	3	3
16	3	3	3	3	3	3	3
17	3	3	3	3	3	3	3
18	3	3	3	3	3	2	3
19	2	2	2	2	2	2	2
20	2	2	2	2	2	2	2
21	2	2	2	2	2	3	2
22	2	2	2	2	3	2	1
23	1	1	2	1	2	2	1

WINTER SEAS.      DECEMBER 1 THRU February 28							
HR/DAY	MON	TUES	WEDS	THUR	FRI	SAT	SUN
0	1	1	1	1	1	1	1
1	1	1	1	1	1	1	1
2	1	1	1	1	1	1	1
3	1	1	1	1	1	1	1
4	1	1	1	1	1	1	1
5	1	1	1	1	1	1	1
6	3	3	3	3	3	1	1
7	3	3	3	3	3	1	1
8	3	3	3	3	3	1	1
9	2	3	2	2	2	2	1
10	2	2	2	2	2	2	2
11	2	2	2	2	2	2	2
12	2	3	3	3	3	2	2
13	2	3	3	3	3	2	2
14	3	3	3	3	3	2	2
15	3	3	3	3	3	3	3
16	3	3	3	3	3	3	3
17	3	3	3	3	3	2	3
18	3	3	3	3	3	2	2
19	2	2	2	2	2	2	2
20	2	2	2	2	2	2	2
21	2	2	2	2	2	2	2
22	2	2	2	2	3	3	1
23	1	1	1	1	2	1	1

NIAGARA: I-190 SOUTHBOUND INTERCHANGES N9 TO N8 (1,150 VEH/HR/LANE)

LANES REQUIRED TO BE OPEN BY HOUR AND TIME OF DAY

SPRING SEASON      MARCH 1 THRU MAY 20							
HR/DAY	MON	TUES	WEDS	THUR	FRI	SAT	SUN
0	1	1	1	1	1	1	1
1	1	1	1	1	1	1	1
2	1	1	1	1	1	1	1
3	1	1	1	1	1	1	1
4	1	1	1	1	1	1	1
5	1	1	1	1	1	1	1
6	3	3	3	3	3	1	1
7	3	3	3	3	3	2	1
8	3	3	3	3	3	2	1
9	3	3	3	3	3	2	2
10	2	2	2	2	3	2	2
11	2	2	2	3	3	3	2
12	3	3	3	3	3	3	2
13	3	3	3	3	3	3	3
14	3	3	3	3	3	3	3
15	3	3	3	3	3	3	3
16	3	3	3	3	3	3	3
17	3	3	3	3	3	3	2
18	3	3	3	3	3	3	2
19	2	2	2	2	2	2	2
20	2	2	2	2	2	2	2
21	1	2	2	2	2	2	1
22	1	1	1	1	2	2	1
23	1	1	1	1	2	1	1

SUMMER SEASON      MAY 21 THRU SEPTEMBER 15							
HR/DAY	MON	TUES	WEDS	THUR	FRI	SAT	SUN
0	1	1	1	1	1	1	1
1	1	1	1	1	1	1	1
2	1	1	1	1	1	1	1
3	1	1	1	1	1	1	1
4	1	1	1	1	1	1	1
5	1	1	1	1	1	1	1
6	3	3	3	3	3	1	1
7	3	3	3	3	3	2	1
8	3	3	3	3	3	2	2
9	3	3	3	3	3	2	2
10	3	2	3	3	3	2	2
11	3	3	3	3	3	3	3
12	3	3	3	3	3	3	3
13	3	3	3	3	3	3	3
14	3	3	3	3	3	3	3
15	3	3	3	3	3	3	3
16	3	3	3	3	3	3	3
17	3	3	3	3	3	3	3
18	3	3	3	3	3	3	2
19	2	2	2	2	2	2	2
20	2	2	2	2	2	2	2
21	2	2	2	2	2	2	2
22	1	2	2	2	2	2	1
23	1	2	2	2	2	2	1

LANES REQUIRED TO BE OPEN BY HOUR AND TIME OF DAY

FALL SEASON      SEPTEMBER 16 THRU November 30							
HR/DAY	MON	TUES	WEDS	THUR	FRI	SAT	SUN
0	1	1	1	1	1	1	1
1	1	1	1	1	1	1	1
2	1	1	1	1	1	1	1
3	1	1	1	1	1	1	1
4	1	1	1	1	1	1	1
5	1	1	1	1	1	1	1
6	3	3	3	3	3	1	1
7	3	3	3	3	3	2	1
8	3	3	3	3	3	2	2
9	3	3	3	3	3	2	3
10	2	3	2	3	3	2	3
11	2	3	2	3	3	3	3
12	3	3	3	3	3	3	3
13	3	3	3	3	3	3	2
14	3	3	3	3	3	3	2
15	3	3	3	3	3	3	2
16	3	3	3	3	3	3	2
17	3	3	3	3	3	3	2
18	3	3	3	3	3	3	2
19	2	2	2	2	2	2	2
20	2	2	2	2	2	2	2
21	1	2	2	2	2	2	1
22	1	1	1	1	2	1	1
23	1	1	1	1	1	1	1

WINTER SEAS.      DECEMBER 1 THRU February 28							
HR/DAY	MON	TUES	WEDS	THUR	FRI	SAT	SUN
0	1	1	1	1	1	1	1
1	1	1	1	1	1	1	1
2	1	1	1	1	1	1	1
3	1	1	1	1	1	1	1
4	1	1	1	1	1	1	1
5	1	1	1	1	1	1	1
6	3	3	3	3	2	1	1
7	3	3	3	3	3	1	1
8	3	3	3	3	3	2	1
9	3	3	3	3	3	2	2
10	2	2	2	2	2	2	2
11	2	2	2	2	3	2	3
12	2	3	3	3	3	2	2
13	3	3	3	3	3	2	2
14	3	3	3	3	3	2	2
15	3	3	3	3	3	3	2
16	3	3	3	3	3	2	2
17	3	3	3	3	3	3	2
18	3	3	3	3	3	3	2
19	2	2	2	2	2	2	2
20	2	2	2	2	2	1	1
21	1	2	2	2	2	1	1
22	1	1	1	1	2	1	1
23	1	1	1	1	1	1	1

NOTES:

- THE NEW YORK STATE THRUWAY IS A LIMITED ACCESS, HIGH-SPEED, HIGH-VOLUME HIGHWAY. TRAFFIC SHALL BE MAINTAINED IN ACCORDANCE WITH THE *MANUAL ON UNIFORM TRAFFIC CONTROL DEVICES (MUTCD)*, THE *WORK ZONE TRAFFIC CONTROL PLANS*, AND THE *STANDARD SPECIFICATIONS* SECTION 619 AS AMENDED BY THE AUTHORITY.
- LANE CLOSURES ON THE THRUWAY SHALL ONLY BE ALLOWED IN ACCORDANCE WITH THESE TRAFFIC MANAGEMENT TABLE(S), UNLESS INDICATED OTHERWISE IN THE CONTRACT PLANS OR PROPOSAL DOCUMENTS.
- LANE CLOSURE CHARTS SHALL APPLY AS FOLLOWS:
  - 1,150 V

NIAGARA: I-190 NORTHBOUND INTERCHANGES N9 TO N11 (1,150 VEH/HR/LANE)

LANES REQUIRED TO BE OPEN BY HOUR AND TIME OF DAY

SPRING SEASON							
MARCH 1 THRU MAY 20							
HR/DAY	MON	TUES	WEDS	THUR	FRI	SAT	SUN
0	1	1	1	1	1	1	1
1	1	1	1	1	1	1	1
2	1	1	1	1	1	1	1
3	1	1	1	1	1	1	1
4	1	1	1	1	1	1	1
5	1	1	1	1	1	1	1
6	2	2	2	2	2	1	1
7	2	2	2	2	2	1	1
8	2	2	2	2	2	2	1
9	2	2	2	2	2	2	1
10	2	2	2	2	2	2	2
11	2	2	2	2	2	2	2
12	2	2	2	2	2	2	2
13	2	2	2	2	2	2	2
14	2	2	2	2	2	2	2
15	2	2	2	2	2	2	2
16	2	2	2	2	2	2	2
17	2	2	2	2	2	2	2
18	2	2	2	2	2	2	2
19	2	2	2	2	2	2	2
20	2	2	2	2	2	2	2
21	2	2	2	2	2	2	1
22	2	2	2	2	2	2	2
23	1	1	1	1	1	2	1

SUMMER SEASON							
MAY 21 THRU SEPTEMBER 15							
HR/DAY	MON	TUES	WEDS	THUR	FRI	SAT	SUN
0	1	1	1	1	1	1	1
1	1	1	1	1	1	1	1
2	1	1	1	1	1	1	1
3	1	1	1	1	1	1	1
4	1	1	1	1	1	1	1
5	1	1	1	1	1	1	1
6	2	2	2	2	2	1	1
7	2	2	2	2	2	1	1
8	2	2	2	2	2	2	1
9	2	2	2	2	2	2	1
10	2	2	2	2	2	2	2
11	2	2	2	2	2	2	2
12	2	2	2	2	2	2	2
13	2	2	2	2	2	2	2
14	2	2	2	2	2	2	2
15	2	2	2	2	2	2	2
16	2	2	2	2	2	2	2
17	2	2	2	2	2	2	2
18	2	2	2	2	2	2	2
19	2	2	2	2	2	2	2
20	2	2	2	2	2	2	2
21	2	2	2	2	2	2	2
22	1	2	2	2	2	2	1
23	1	1	1	1	2	2	1

LANES REQUIRED TO BE OPEN BY HOUR AND TIME OF DAY

FALL SEASON							
SEPTEMBER 16 THRU November 30							
HR/DAY	MON	TUES	WEDS	THUR	FRI	SAT	SUN
0	1	1	1	1	1	1	1
1	1	1	1	1	1	1	1
2	1	1	1	1	1	1	1
3	1	1	1	1	1	1	1
4	1	1	1	1	1	1	1
5	1	1	1	1	1	1	1
6	2	2	2	2	2	1	1
7	2	2	2	2	2	1	1
8	2	2	2	2	2	2	1
9	2	2	2	2	2	2	1
10	2	2	2	2	2	2	2
11	2	2	2	2	2	2	2
12	2	2	2	2	2	2	2
13	2	2	2	2	2	2	2
14	2	2	2	2	2	2	2
15	2	2	2	2	2	2	2
16	2	2	2	2	2	2	2
17	2	2	2	2	2	2	2
18	2	2	2	2	2	2	2
19	2	2	2	2	2	2	2
20	2	2	2	2	2	2	2
21	2	2	2	2	2	2	1
22	1	2	2	2	2	2	1
23	1	1	1	1	1	1	1

WINTER SEAS.							
DECEMBER 1 THRU February 28							
HR/DAY	MON	TUES	WEDS	THUR	FRI	SAT	SUN
0	1	1	1	1	1	1	1
1	1	1	1	1	1	1	1
2	1	1	1	1	1	1	1
3	1	1	1	1	1	1	1
4	1	1	1	1	1	1	1
5	1	1	1	1	1	1	1
6	2	2	2	2	2	1	1
7	2	2	2	2	2	1	1
8	2	2	2	2	2	1	1
9	2	2	2	2	2	2	1
10	2	2	2	2	2	2	1
11	2	2	2	2	2	2	2
12	2	2	2	2	2	2	2
13	2	2	2	2	2	2	2
14	2	2	2	2	2	2	2
15	2	2	2	2	2	2	2
16	2	2	2	2	2	2	2
17	2	2	2	2	2	2	2
18	2	2	2	2	2	2	2
19	2	2	2	2	2	2	2
20	1	2	2	2	2	1	1
21	1	2	2	2	2	2	1
22	2	2	2	2	2	2	1
23	1	1	1	1	2	1	1

NIAGARA: I-190 SOUTHBOUND INTERCHANGES N11 TO N9 (1,150 VEH/HR/LANE)

LANES REQUIRED TO BE OPEN BY HOUR AND TIME OF DAY

SPRING SEASON							
MARCH 1 THRU MAY 20							
HR/DAY	MON	TUES	WEDS	THUR	FRI	SAT	SUN
0	1	1	1	1	1	1	1
1	1	1	1	1	1	1	1
2	1	1	1	1	1	1	1
3	1	1	1	1	1	1	1
4	1	1	1	1	1	1	1
5	1	1	1	1	1	1	1
6	2	2	2	2	2	1	1
7	2	2	2	2	2	2	1
8	2	2	2	2	2	2	1
9	2	2	2	2	2	2	1
10	2	2	2	2	2	2	2
11	2	2	2	2	2	2	2
12	2	2	2	2	2	2	2
13	2	2	2	2	2	2	2
14	2	2	2	2	2	2	2
15	2	2	2	2	2	2	2
16	2	2	2	2	2	2	2
17	2	2	2	2	2	2	2
18	2	2	2	2	2	2	2
19	2	2	2	2	2	2	2
20	2	2	2	2	2	2	2
21	1	1	2	2	2	2	1
22	1	1	1	1	2	1	1
23	1	1	1	1	1	1	1

SUMMER SEASON							
MAY 21 THRU SEPTEMBER 15							
HR/DAY	MON	TUES	WEDS	THUR	FRI	SAT	SUN
0	1	1	1	1	1	1	1
1	1	1	1	1	1	1	1
2	1	1	1	1	1	1	1
3	1	1	1	1	1	1	1
4	1	1	1	1	1	1	1
5	1	1	1	1	1	1	1
6	2	2	2	2	2	1	1
7	2	2	2	2	2	2	1
8	2	2	2	2	2	2	1
9	2	2	2	2	2	2	2
10	2	2	2	2	2	2	2
11	2	2	2	2	2	2	2
12	2	2	2	2	2	2	2
13	2	2	2	2	2	2	2
14	2	2	2	2	2	2	2
15	2	2	2	2	2	2	2
16	2	2	2	2	2	2	2
17	2	2	2	2	2	2	2
18	2	2	2	2	2	2	2
19	2	2	2	2	2	2	2
20	2	2	2	2	2	2	2
21	2	2	2	2	2	2	2
22	1	2	2	2	2	2	1
23	1	1	1	1	2	1	1

LANES REQUIRED TO BE OPEN BY HOUR AND TIME OF DAY

FALL SEASON							
SEPTEMBER 16 THRU November 30							
HR/DAY	MON	TUES	WEDS	THUR	FRI	SAT	SUN
0	1	1	1	1	1	1	1
1	1	1	1	1	1	1	1
2	1	1	1	1	1	1	1
3	1	1	1	1	1	1	1
4	1	1	1	1	1	1	1
5	1	1	1	1	1	1	1
6	2	2	2	2	2	1	1
7	2	2	2	2	2	2	1
8	2	2	2	2	2	2	2
9	2	2	2	2	2	2	2
10	2	2	2	2	2	2	2
11	2	2	2	2	2	2	2
12	2	2	2	2	2	2	2
13	2	2	2	2	2	2	2
14	2	2	2	2	2	2	2
15	2	2	2	2	2	2	2
16	2	2	2	2	2	2	2
17	2	2	2	2	2	2	2
18	2	2	2	2	2	2	2
19	2	2	2	2	2	2	2
20	2	2	2	2	2	2	1
21	1	1	1	2	2	1	1
22	1	1	1	1	1	1	1
23	1	1	1	1	1	1	1

WINTER SEAS.							
DECEMBER 1 THRU February 28							
HR/DAY	MON	TUES	WEDS	THUR	FRI	SAT	SUN
0	1	1	1	1	1	1	1
1	1	1	1	1	1	1	1
2	1	1	1	1	1	1	1
3	1	1	1	1	1	1	1
4	1	1	1	1	1	1	1
5	1	1	1	1	1	1	1
6	2	2	2	2	2	1	1
7	2	2	2	2	2	1	1
8	2	2	2	2	2	2	1
9	2	2	2	2	2	2	1
10	2	2	2	2	2	2	2
11	2	2	2	2	2	2	2
12	2	2	2	2	2	2	2
13	2	2	2	2	2	2	2
14	2	2	2	2	2	2	2
15	2	2	2	2	2	2	2
16	2	2	2	2	2	2	2
17	2	2	2	2	2	2	2

**NIAGARA: I-190 SOUTHBOUND INTERCHANGES N12 TO N11 (1,150 VEH/HR/LANE)**

### LANES REQUIRED TO BE OPEN BY HOUR AND TIME OF DAY

**SUMMER SEASON      MAY 21 THRU SEPTEMBER 15**

HR/DAY	MON	TUES	WEDS	THUR	FRI	SAT	SUN
0	1	1	1	1	1	1	1
1	1	1	1	1	1	1	1
2	1	1	1	1	1	1	1
3	1	1	1	1	1	1	1
4	1	1	1	1	1	1	1
5	1	1	1	1	1	1	1
6	2	2	2	2	2	1	1
7	2	2	2	2	2	1	1
8	2	2	2	2	2	1	1
9	2	2	2	2	2	2	1
10	2	2	2	2	2	2	2
11	2	2	2	2	2	2	2
12	2	2	2	2	2	2	2
13	2	2	2	2	2	2	2
14	2	2	2	2	2	2	2
15	2	2	2	2	2	2	2
16	2	2	2	2	2	2	2
17	2	2	2	2	2	2	2
18	2	2	2	2	2	2	2
19	2	2	2	2	2	2	2
20	2	2	2	2	2	2	2
21	2	2	2	2	2	2	2
22	1	2	2	2	2	2	1
23	1	1	1	1	2	2	1

LANES REQUIRED TO BE OPEN BY HOUR AND TIME OF DAY

**WINTER SEAS.      DECEMBER 1 THRU February 28**

HR/DAY	MON	TUES	WEDS	THUR	FRI	SAT	SUN
0	1	1	1	1	1	1	1
1	1	1	1	1	1	1	1
2	1	1	1	1	1	1	1
3	1	1	1	1	1	1	1
4	1	1	1	1	1	1	1
5	1	1	1	1	1	1	1
6	2	2	2	2	2	1	1
7	2	2	2	2	2	1	1
8	2	2	2	2	2	1	1
9	2	2	2	2	2	1	1
10	2	2	2	2	2	2	1
11	2	2	2	2	2	2	2
12	2	2	2	2	2	2	2
13	2	2	2	2	2	2	2
14	2	2	2	2	2	2	2
15	2	2	2	2	2	2	2
16	2	2	2	2	2	2	2
17	2	2	2	2	2	2	2
18	2	2	2	2	2	2	2
19	2	2	2	2	2	2	2
20	2	2	2	2	2	1	1
21	1	2	2	2	2	2	1
22	2	2	2	2	2	2	1
23	1	1	1	1	2	1	1

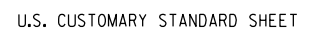
**SUMMER SEASON      MAY 21 THRU SEPTEMBER 15**

HR/DAY	MON	TUES	WEDS	THUR	FRI	SAT	SUN
0	1	1	1	1	1	1	1
1	1	1	1	1	1	1	1
2	1	1	1	1	1	1	1
3	1	1	1	1	1	1	1
4	1	1	1	1	1	1	1
5	1	1	1	1	1	1	1
6	2	2	2	2	2	1	1
7	2	2	2	2	2	1	1
8	2	2	2	2	2	1	1
9	2	2	2	2	2	2	1
10	2	2	2	2	2	2	2
11	2	2	2	2	2	2	2
12	2	2	2	2	2	2	2
13	2	2	2	2	2	2	2
14	2	2	2	2	2	2	2
15	2	2	2	2	2	2	2
16	2	2	2	2	2	2	2
17	2	2	2	2	2	2	2
18	2	2	2	2	2	2	2
19	2	2	2	2	2	2	2
20	2	2	2	2	2	2	2
21	2	2	2	2	2	2	2
22	1	2	2	2	2	2	1
23	1	1	1	1	2	2	1

**WINTER SEAS.     DECEMBER 1 THRU February 28**

HR/DAY	MON	TUES	WEDS	THUR	FRI	SAT	SUN
0	1	1	1	1	1	1	1
1	1	1	1	1	1	1	1
2	1	1	1	1	1	1	1
3	1	1	1	1	1	1	1
4	1	1	1	1	1	1	1
5	1	1	1	1	1	1	1
6	2	2	2	2	2	1	1
7	2	2	2	2	2	1	1
8	2	2	2	2	2	1	1
9	2	2	2	2	2	1	1
10	2	2	2	2	2	2	1
11	2	2	2	2	2	2	2
12	2	2	2	2	2	2	2
13	2	2	2	2	2	2	2
14	2	2	2	2	2	2	2
15	2	2	2	2	2	2	2
16	2	2	2	2	2	2	2
17	2	2	2	2	2	2	2
18	2	2	2	2	2	2	2
19	2	2	2	2	2	2	2
20	2	2	2	2	2	1	1
21	1	2	2	2	2	2	1
22	2	2	2	2	2	2	1
23	1	1	1	1	2	1	1

- 1) THE NEW YORK STATE THRUWAY IS A LIMITED ACCESS, HIGH-SPEED, HIGH-VOLUME HIGHWAY. TRAFFIC SHALL BE MAINTAINED IN ACCORDANCE WITH THE *MANUAL ON UNIFORM TRAFFIC CONTROL DEVICES (MUTCD)*, THE *WORK ZONE TRAFFIC CONTROL PLANS*, AND THE *STANDARD SPECIFICATIONS* SECTION 619 AS AMENDED BY THE AUTHORITY.
- 2) LANE CLOSURES ON THE THRUWAY SHALL ONLY BE ALLOWED IN ACCORDANCE WITH THESE TRAFFIC MANAGEMENT TABLE(S), UNLESS INDICATED OTHERWISE IN THE CONTRACT PLANS OR PROPOSAL DOCUMENTS.
- 3) LANE CLOSURE CHARTS SHALL APPLY AS FOLLOWS:
  - 1,150 VEH/HR/LANE: APPLIES TO ALL WORK CONSIDERED DISRUPTIVE TO TRAFFIC.
  - 1,300 VEH/HR/LANE: APPLIES TO ALL WORK NOT CONSIDERED DISRUPTIVE TO TRAFFIC. WORK SHOULD BE ABLE TO BE IMMEDIATELY STOPPED AND LANE CLOSURE(S) REMOVED IN THE EVENT QUEUES, GREATER THAN 1 MILE, DEVELOP.



APPROVED MAY 1, 2025  
S/ ROBERT COURNOYER, P.E.  
DIRECTOR HIGHWAY DESIGN  
BUREAU

**TA 619-35**

**NIAGARA: I-190 SOUTHBOUND INTERCHANGES N13 TO N12 (1,150 VEH/HR/LANE)**

### LANES REQUIRED TO BE OPEN BY HOUR AND TIME OF DAY

**SUMMER SEASON      MAY 21 THRU SEPTEMBER 15**

HR/DAY	MON	TUES	WEDS	THUR	FRI	SAT	SUN
0	1	1	1	1	1	1	1
1	1	1	1	1	1	1	1
2	1	1	1	1	1	1	1
3	1	1	1	1	1	1	1
4	1	1	1	1	1	1	1
5	1	1	1	1	1	1	1
6	2	2	2	2	2	1	1
7	2	2	2	2	2	1	1
8	2	2	2	2	2	1	1
9	2	2	2	2	2	2	1
10	2	2	2	2	2	2	2
11	2	2	2	2	2	2	2
12	2	2	2	2	2	2	2
13	2	2	2	2	2	2	2
14	2	2	2	2	2	2	2
15	2	2	2	2	2	2	2
16	2	2	2	2	2	2	2
17	2	2	2	2	2	2	2
18	2	2	2	2	2	2	2
19	2	2	2	2	2	2	2
20	2	2	2	2	2	2	2
21	2	2	2	2	2	2	2
22	1	2	2	2	2	2	1
23	1	1	1	1	2	2	1

LANES REQUIRED TO BE OPEN BY HOUR AND TIME OF DAY

**WINTER SEAS.    DECEMBER 1 THRU February 28**

HR/DAY	MON	TUES	WEDS	THUR	FRI	SAT	SUN
0	1	1	1	1	1	1	1
1	1	1	1	1	1	1	1
2	1	1	1	1	1	1	1
3	1	1	1	1	1	1	1
4	1	1	1	1	1	1	1
5	1	1	1	1	1	1	1
6	2	2	2	2	2	1	1
7	2	2	2	2	2	1	1
8	2	2	2	2	2	1	1
9	2	2	2	2	2	1	1
10	2	2	2	2	2	2	1
11	2	2	2	2	2	2	2
12	2	2	2	2	2	2	2
13	2	2	2	2	2	2	2
14	2	2	2	2	2	2	2
15	2	2	2	2	2	2	2
16	2	2	2	2	2	2	2
17	2	2	2	2	2	2	2
18	2	2	2	2	2	2	2
19	2	2	2	2	2	2	1
20	1	2	2	2	2	1	1
21	1	2	2	2	2	2	1
22	1	2	2	2	2	2	1
23	1	1	1	1	1	1	1

SUMMER SEASON MAY 21 THRU SEPTEMBER 15

HR/DAY	MON	TUES	WEDS	THUR	FRI	SAT	SUN
0	1	1	1	1	1	1	1
1	1	1	1	1	1	1	1
2	1	1	1	1	1	1	1
3	1	1	1	1	1	1	1
4	1	1	1	1	1	1	1
5	1	1	1	1	1	1	1
6	2	2	2	2	2	1	1
7	2	2	2	2	2	1	1
8	2	2	2	2	2	1	1
9	2	2	2	2	2	2	1
10	2	2	2	2	2	2	2
11	2	2	2	2	2	2	2
12	2	2	2	2	2	2	2
13	2	2	2	2	2	2	2
14	2	2	2	2	2	2	2
15	2	2	2	2	2	2	2
16	2	2	2	2	2	2	2
17	2	2	2	2	2	2	2
18	2	2	2	2	2	2	2
19	2	2	2	2	2	2	2
20	2	2	2	2	2	2	2
21	2	2	2	2	2	2	2
22	1	2	2	2	2	2	1
23	1	1	1	1	2	2	1

**WINTER SEAS. DECEMBER 1 THRU February 28**

HR/DAY	MON	TUES	WEDS	THUR	FRI	SAT	SUN
0	1	1	1	1	1	1	1
1	1	1	1	1	1	1	1
2	1	1	1	1	1	1	1
3	1	1	1	1	1	1	1
4	1	1	1	1	1	1	1
5	1	1	1	1	1	1	1
6	2	2	2	2	2	1	1
7	2	2	2	2	2	1	1
8	2	2	2	2	2	1	1
9	2	2	2	2	2	1	1
10	2	2	2	2	2	2	1
11	2	2	2	2	2	2	2
12	2	2	2	2	2	2	2
13	2	2	2	2	2	2	2
14	2	2	2	2	2	2	2
15	2	2	2	2	2	2	2
16	2	2	2	2	2	2	2
17	2	2	2	2	2	2	2
18	2	2	2	2	2	2	2
19	2	2	2	2	2	2	1
20	1	2	2	2	2	1	1
21	1	2	2	2	2	2	1
22	1	2	2	2	2	2	1
23	1	1	1	1	1	1	1

- 1) THE NEW YORK STATE THRUWAY IS A LIMITED ACCESS, HIGH-SPEED, HIGH-VOLUME HIGHWAY. TRAFFIC SHALL BE MAINTAINED IN ACCORDANCE WITH THE *MANUAL ON UNIFORM TRAFFIC CONTROL DEVICES (MUTCD)*, THE *WORK ZONE TRAFFIC CONTROL PLANS*, AND THE *STANDARD SPECIFICATIONS* SECTION 619 AS AMENDED BY THE AUTHORITY.
- 2) LANE CLOSURES ON THE THRUWAY SHALL ONLY BE ALLOWED IN ACCORDANCE WITH THESE TRAFFIC MANAGEMENT TABLE(S), UNLESS INDICATED OTHERWISE IN THE CONTRACT PLANS OR PROPOSAL DOCUMENTS.
- 3) LANE CLOSURE CHARTS SHALL APPLY AS FOLLOWS:
  - 1,150 VEH/HR/LANE: APPLIES TO ALL WORK CONSIDERED DISRUPTIVE TO TRAFFIC.
  - 1,300 VEH/HR/LANE: APPLIES TO ALL WORK NOT CONSIDERED DISRUPTIVE TO TRAFFIC. WORK SHOULD BE ABLE TO BE IMMEDIATELY STOPPED AND LANE CLOSURE(S) REMOVED IN THE EVENT QUEUES, GREATER THAN 1 MILE, DEVELOP.



APPROVED MAY 1, 2025  
S/ ROBERT COURNOYER, P.E.  
DIRECTOR HIGHWAY DESIGN  
BUREAU

**TA 619-35**

**NIAGARA: I-190 SOUTHBOUND INTERCHANGES N15 TO N14 (1,150 VEH/HR/LANE)**

### LANES REQUIRED TO BE OPEN BY HOUR AND TIME OF DAY

**SUMMER SEASON      MAY 21 THRU SEPTEMBER 15**

HR/DAY	MON	TUES	WEDS	THUR	FRI	SAT	SUN
0	1	1	1	1	1	1	1
1	1	1	1	1	1	1	1
2	1	1	1	1	1	1	1
3	1	1	1	1	1	1	1
4	1	1	1	1	1	1	1
5	1	1	1	1	1	1	1
6	2	2	2	2	2	1	1
7	2	2	2	2	2	1	1
8	2	2	2	2	2	1	1
9	2	2	2	2	2	2	1
10	2	2	2	2	2	2	2
11	2	2	2	2	2	2	2
12	2	2	2	2	2	2	2
13	2	2	2	2	2	2	2
14	2	2	2	2	2	2	2
15	2	2	2	2	2	2	2
16	2	2	2	2	2	2	2
17	2	2	2	2	2	2	2
18	2	2	2	2	2	2	2
19	2	2	2	2	2	2	2
20	2	2	2	2	2	2	2
21	2	2	2	2	2	2	2
22	1	2	2	2	2	2	1
23	1	1	1	1	2	2	1

LANES REQUIRED TO BE OPEN BY HOUR AND TIME OF DAY

**WINTER SEAS.      DECEMBER 1 THRU February 28**

HR/DAY	MON	TUES	WEDS	THUR	FRI	SAT	SUN
0	1	1	1	1	1	1	1
1	1	1	1	1	1	1	1
2	1	1	1	1	1	1	1
3	1	1	1	1	1	1	1
4	1	1	1	1	1	1	1
5	1	1	1	1	1	1	1
6	2	2	2	2	2	1	1
7	2	2	2	2	2	1	1
8	2	2	2	2	2	1	1
9	2	2	2	2	2	1	1
10	2	2	2	2	2	2	1
11	2	2	2	2	2	2	2
12	2	2	2	2	2	2	2
13	2	2	2	2	2	2	2
14	2	2	2	2	2	2	2
15	2	2	2	2	2	2	2
16	2	2	2	2	2	2	2
17	2	2	2	2	2	2	2
18	2	2	2	2	2	2	2
19	2	2	2	2	2	2	1
20	1	2	2	2	2	1	1
21	1	2	2	2	2	2	1
22	2	2	2	2	2	2	1
23	1	1	1	1	1	1	1


**SUMMER SEASON      MAY 21 THRU SEPTEMBER 15**

HR/DAY	MON	TUES	WEDS	THUR	FRI	SAT	SUN
0	1	1	1	1	1	1	1
1	1	1	1	1	1	1	1
2	1	1	1	1	1	1	1
3	1	1	1	1	1	1	1
4	1	1	1	1	1	1	1
5	1	1	1	1	1	1	1
6	2	2	2	2	2	1	1
7	2	2	2	2	2	1	1
8	2	2	2	2	2	2	1
9	2	2	2	2	2	2	2
10	2	2	2	2	2	2	2
11	2	2	2	2	2	2	2
12	2	2	2	2	2	2	2
13	2	2	2	2	2	2	2
14	2	2	2	2	2	2	2
15	2	2	2	2	2	2	2
16	2	2	2	2	2	2	2
17	2	2	2	2	2	2	2
18	2	2	2	2	2	2	2
19	2	2	2	2	2	2	2
20	2	2	2	2	2	2	2
21	1	2	2	2	2	2	1
22	1	2	2	1	2	2	1
23	1	1	1	1	2	1	1

**WINTER SEAS.     DECEMBER 1 THRU February 28**

HR/DAY	MON	TUES	WEDS	THUR	FRI	SAT	SUN
0	1	1	1	1	1	1	1
1	1	1	1	1	1	1	1
2	1	1	1	1	1	1	1
3	1	1	1	1	1	1	1
4	1	1	1	1	1	1	1
5	1	1	1	1	1	1	1
6	2	2	2	2	2	1	1
7	2	2	2	2	2	1	1
8	2	2	2	2	2	1	1
9	2	2	2	2	2	1	1
10	2	2	2	2	2	2	2
11	2	2	2	2	2	2	2
12	2	2	2	2	2	2	2
13	2	2	2	2	2	2	2
14	2	2	2	2	2	2	2
15	2	2	2	2	2	2	2
16	2	2	2	2	2	2	2
17	2	2	2	2	2	2	2
18	2	2	2	2	2	2	2
19	2	2	2	2	2	2	1
20	1	1	1	1	1	1	1
21	1	1	1	1	1	1	1
22	1	1	1	1	1	1	1
23	1	1	1	1	1	1	1

- 1,300 VEH/HR/LANE: APPLIES TO ALL WORK NOT CONSIDERED DISRUPTIVE TO TRAFFIC. WORK SHOULD BE ABLE TO BE IMMEDIATELY STOPPED AND LANE CLOSURE(S) REMOVED IN THE EVENT QUEUES, GREATER THAN 1 MILE, DEVELOP.



**NIAGARA: I-190 SOUTHBOUND INTERCHANGES N16 TO N15 (1,150 VEH/HR/LANE)**

### LANES REQUIRED TO BE OPEN BY HOUR AND TIME OF DAY

**MAY 21 THRU SEPTEMBER 15**

HR/DAY	MON	TUES	WEDS	THUR	FRI	SAT	SUN
0	1	1	1	1	1	1	1
1	1	1	1	1	1	1	1
2	1	1	1	1	1	1	1
3	1	1	1	1	1	1	1
4	1	1	1	1	1	1	1
5	1	1	1	1	1	1	1
6	2	2	2	2	2	1	1
7	2	2	2	2	2	1	1
8	2	2	2	2	2	2	1
9	2	2	2	2	2	2	2
10	2	2	2	2	2	2	2
11	2	2	2	2	2	2	2
12	2	2	2	2	2	2	2
13	2	2	2	2	2	2	2
14	2	2	2	2	2	2	2
15	2	2	2	2	2	2	2
16	2	2	2	2	2	2	2
17	2	2	2	2	2	2	2
18	2	2	2	2	2	2	2
19	2	2	2	2	2	2	2
20	2	2	2	2	2	2	2
21	1	2	2	2	2	2	1
22	1	2	2	2	2	2	1
23	1	1	1	1	1	1	1

### LANES REQUIRED TO BE OPEN BY HOUR AND TIME OF DAY

**WINTER SEAS.     DECEMBER 1 THRU February 28**

HR/DAY	MON	TUES	WEDS	THUR	FRI	SAT	SUN
0	1	1	1	1	1	1	1
1	1	1	1	1	1	1	1
2	1	1	1	1	1	1	1
3	1	1	1	1	1	1	1
4	1	1	1	1	1	1	1
5	1	1	1	1	1	1	1
6	2	2	2	2	2	1	1
7	2	2	2	2	2	1	1
8	2	2	2	2	2	1	1
9	2	2	2	2	2	2	1
10	2	2	2	2	2	2	2
11	2	2	2	2	2	2	2
12	2	2	2	2	2	2	2
13	2	2	2	2	2	2	2
14	2	2	2	2	2	2	2
15	2	2	2	2	2	2	2
16	2	2	2	2	2	2	2
17	2	2	2	2	2	2	2
18	2	2	2	2	2	2	2
19	2	2	2	2	2	2	1
20	1	1	1	1	1	1	1
21	1	1	1	1	1	1	1
22	1	1	1	1	1	1	1
23	1	1	1	1	1	1	1

- 1) THE NEW YORK STATE THRUWAY IS A LIMITED ACCESS, HIGH-SPEED, HIGH-VOLUME HIGHWAY. TRAFFIC SHALL BE MAINTAINED IN ACCORDANCE WITH THE *MANUAL ON UNIFORM TRAFFIC CONTROL DEVICES (MUTCD)*, THE *WORK ZONE TRAFFIC CONTROL PLANS*, AND THE *STANDARD SPECIFICATIONS* SECTION 619 AS AMENDED BY THE AUTHORITY.
- 2) LANE CLOSURES ON THE THRUWAY SHALL ONLY BE ALLOWED IN ACCORDANCE WITH THESE TRAFFIC MANAGEMENT TABLE(S), UNLESS INDICATED OTHERWISE IN THE CONTRACT PLANS OR PROPOSAL DOCUMENTS.
- 3) LANE CLOSURE CHARTS SHALL APPLY AS FOLLOWS:
  - 1,150 VEH/HR/LANE: APPLIES TO ALL WORK CONSIDERED DISRUPTIVE TO TRAFFIC.
  - 1,300 VEH/HR/LANE: APPLIES TO ALL WORK NOT CONSIDERED DISRUPTIVE TO TRAFFIC. WORK SHOULD BE ABLE TO BE IMMEDIATELY STOPPED AND LANE CLOSURE(S) REMOVED IN THE EVENT QUEUES, GREATER THAN 1 MILE, DEVELOP.



LANE CLOSURE CHARTS  
1,150 VEHICLES PER HOUR  
BUFFALO DIVISION  
(SHEET 32 OF 37)

ISSUED UNDER DB 25-002

/S/ ROBERT COURNOYER, P.E.  
DIRECTOR HIGHWAY DESIGN  
BUREAU

**TA 619-35**

NIAGARA: I-190 NORTHBOUND INTERCHANGES N16 TO N17 (1,150 VEH/HR/LANE)

LANES REQUIRED TO BE OPEN BY HOUR AND TIME OF DAY

SPRING SEASON							
MARCH 1 THRU MAY 20							
HR/DAY	MON	TUES	WEDS	THUR	FRI	SAT	SUN
0	1	1	1	1	1	1	1
1	1	1	1	1	1	1	1
2	1	1	1	1	1	1	1
3	1	1	1	1	1	1	1
4	1	1	1	1	1	1	1
5	1	1	1	1	1	1	1
6	3	3	3	3	3	1	1
7	3	3	3	3	3	1	1
8	3	3	3	3	3	2	1
9	2	2	2	2	2	2	2
10	2	2	2	2	2	2	2
11	2	2	2	2	2	3	3
12	3	2	2	2	3	3	3
13	3	2	2	2	3	3	3
14	3	3	3	3	3	3	3
15	3	3	3	3	3	3	3
16	3	3	3	3	3	3	3
17	3	3	3	3	3	3	3
18	3	3	3	3	3	3	2
19	2	2	2	2	2	2	2
20	2	2	2	2	2	2	2
21	2	2	2	2	2	2	2
22	1	1	2	2	2	2	1
23	1	1	1	1	1	1	1

SUMMER SEASON							
MAY 21 THRU SEPTEMBER 15							
HR/DAY	MON	TUES	WEDS	THUR	FRI	SAT	SUN
0	1	1	1	1	1	1	1
1	1	1	1	1	1	1	1
2	1	1	1	1	1	1	1
3	1	1	1	1	1	1	1
4	1	1	1	1	1	1	1
5	1	1	1	1	1	1	1
6	3	3	3	3	3	1	1
7	3	3	3	3	3	1	1
8	3	3	3	3	3	2	1
9	2	2	2	2	2	2	2
10	2	2	2	3	3	3	2
11	3	3	3	3	3	3	3
12	3	3	3	3	3	3	3
13	3	3	3	3	3	3	3
14	3	3	3	3	3	3	3
15	3	3	3	3	3	3	3
16	3	3	3	3	3	3	3
17	3	3	3	3	3	3	3
18	3	3	3	3	3	3	2
19	2	2	2	3	3	3	2
20	2	2	2	2	2	2	2
21	2	2	2	2	2	2	2
22	1	1	1	2	2	2	1
23	1	1	1	1	2	2	1

LANES REQUIRED TO BE OPEN BY HOUR AND TIME OF DAY

FALL SEASON							
SEPTEMBER 16 THRU November 30							
HR/DAY	MON	TUES	WEDS	THUR	FRI	SAT	SUN
0	1	1	1	1	1	1	1
1	1	1	1	1	1	1	1
2	1	1	1	1	1	1	1
3	1	1	1	1	1	1	1
4	1	1	1	1	1	1	1
5	1	1	1	1	1	1	1
6	3	3	3	3	3	1	1
7	3	3	3	3	3	1	1
8	3	3	3	3	3	2	1
9	2	2	2	2	2	2	2
10	2	2	2	2	2	2	2
11	2	2	2	2	2	3	2
12	2	2	2	2	3	3	3
13	3	2	2	2	3	3	3
14	3	3	3	3	3	3	3
15	3	3	3	3	3	3	3
16	3	3	3	3	3	3	3
17	3	3	3	3	3	3	3
18	3	3	3	3	3	3	3
19	2	2	2	2	3	2	2
20	2	2	2	2	2	2	2
21	2	2	2	2	2	2	1
22	1	1	2	2	2	2	1
23	1	1	1	1	1	1	1

WINTER SEAS.							
DECEMBER 1 THRU February 28							
HR/DAY	MON	TUES	WEDS	THUR	FRI	SAT	SUN
0	1	1	1	1	1	1	1
1	1	1	1	1	1	1	1
2	1	1	1	1	1	1	1
3	1	1	1	1	1	1	1
4	1	1	1	1	1	1	1
5	1	1	1	1	1	1	1
6	3	3	3	3	3	1	1
7	3	3	3	3	3	1	1
8	3	3	3	3	3	1	1
9	2	2	2	2	2	2	1
10	2	2	2	2	2	2	2
11	2	2	2	2	2	2	2
12	2	2	2	2	3	3	2
13	2	2	2	2	3	3	2
14	3	3	3	3	3	3	2
15	3	3	3	3	3	3	3
16	3	3	3	3	3	3	3
17	3	3	3	3	3	3	2
18	3	3	3	3	3	2	2
19	2	2	2	2	2	2	2
20	2	2	2	2	2	2	2
21	2	2	2	2	2	2	1
22	1	2	1	2	2	2	1
23	1	1	1	1	2	1	1

NIAGARA: I-190 SOUTHBOUND INTERCHANGES N17 TO N16 (1,150 VEH/HR/LANE)

LANES REQUIRED TO BE OPEN BY HOUR AND TIME OF DAY

SPRING SEASON							
MARCH 1 THRU MAY 20							
HR/DAY	MON	TUES	WEDS	THUR	FRI	SAT	SUN
0	1	1	1	1	1	1	1
1	1	1	1	1	1	1	1
2	1	1	1	1	1	1	1
3	1	1	1	1	1	1	1
4	1	1	1	1	1	1	1
5	1	1	1	1	1	1	1
6	3	3	3	3	3	1	1
7	3	3	3	3	3	2	1
8	3	3	3	3	3	2	1
9	2	2	2	2	2	2	2
10	2	2	2	2	2	2	2
11	2	2	2	2	3	2	2
12	2	2	2	2	3	3	2
13	2	2	2	2	3	3	3
14	3	2	3	3	3	3	3
15	3	3	3	3	3	3	3
16	3	3	3	3	3	3	3
17	3	3	3	3	3	3	2
18	2	2	2	2	3	3	2
19	2	2	2	2	2	2	2
20	2	2	2	2	2	2	2
21	1	1	1	2	2	2	2
22	1	1	1	1	2	2	1
23	1	1	1	1	1	1	1

SUMMER SEASON							
MAY 21 THRU SEPTEMBER 15							
HR/DAY	MON	TUES	WEDS	THUR	FRI	SAT	SUN
0	1	1	1	1	1	1	1
1	1	1	1	1	1	1	1
2	1	1	1	1	1	1	1
3	1	1	1	1	1	1	1
4	1	1	1	1	1	1	1
5	1	1	1	1	1	1	1
6	3	3	3	3	3	1	1
7	3	3	3	3	3	2	1
8	3	3	3	3	3	2	2
9	3	2	3	3	3	2	2
10	2	2	2	3	3	3	2
11	3	3	3	3	3	3	3
12	3	3	3	3	3	3	3
13	3	3	3	3	3	3	3
14	3	3	3	3	3	3	3
15	3	3	3	3	3	3	3
16	3	3	3	3	3	3	3
17	3	3	3	3	3	3	3
18	2	2	3	3	3	3	3
19	2	2	2	2	2	3	3
20	2	2	2	2	2	3	2
21	2	2	2	2	2	2	2
22	1	2	2	2	2	2	2
23	1	2	2	2	2	2	1

LANES REQUIRED TO BE OPEN BY HOUR AND TIME OF DAY

FALL SEASON							
SEPTEMBER 16 THRU November 30							
HR/DAY	MON	TUES	WEDS	THUR	FRI	SAT	SUN
0	1	1	1	1	1	1	1
1	1	1	1	1	1	1	1
2	1	1	1	1	1	1	1
3	1	1	1	1	1	1	1
4	1	1	1	1	1	1	1
5	1	1	1	1	1	1	1
6	3	3	3	3	3	1	1
7	3	3	3	3	3	2	1
8	3	3	3	3	3	2	2
9	2	2	3	3	3	2	2
10	2	2	2	2	3	2	2
11	2	2	2	2	3	2	2
12	2	2	2	2	3	3	3
13	2	2	2	2	3	3	2
14	3	3	3	3	3	3	2
15	3	3	3	3	3	3	2
16	3	3	3	3	3	3	2
17	3	3	3	3	3	3	2
18	2	2	3	3	3	3	2
19	2	2	2	2	2	2	2
20	1	1	2	2	2	2	1
21	1	1	1	2	2	2	1
22	1	1	1	1	2	2	1
23	1	1	1	1	1	1	1

WINTER SEAS.							
DECEMBER 1 THRU February 28							
HR/DAY	MON	TUES	WEDS	THUR	FRI	SAT	SUN
0	1	1	1	1	1	1	1
1	1	1	1	1	1	1	1
2	1	1	1	1	1	1	1
3	1	1	1	1	1	1	1
4	1	1	1	1	1	1	1
5	1	1	1	1	1	1	1
6	3	3	3	3	3	1	1
7	3	3	3	3	3	1	1
8	3	3	3	3	3	2	1
9	2	2	2	2	2	2	2
10	2	2	2	2	2	2	2
11	2	2	2	2	2	2	2
12	2	2	2	2	2	2	2
13	2	2	2	2	2	2	2
14	2	2	2	2	3	2	2
15	3	3	3	3	3	3	2
16	3	3	3	3	3	3	2
17	3	3	3	3	3	2	2

NIAGARA: I-190 NORTHBOUND INTERCHANGES N17 TO N18A (1,150 VEH/HR/LANE)

LANES REQUIRED TO BE OPEN BY HOUR AND TIME OF DAY

SPRING SEASON							
MARCH 1 THRU MAY 20							
HR/DAY	MON	TUES	WEDS	THUR	FRI	SAT	SUN
0	1	1	1	1	1	1	1
1	1	1	1	1	1	1	1
2	1	1	1	1	1	1	1
3	1	1	1	1	1	1	1
4	1	1	1	1	1	1	1
5	1	1	1	1	1	1	1
6	2	2	2	2	2	1	1
7	2	2	2	2	2	1	1
8	2	2	2	2	2	2	1
9	2	2	2	2	2	2	2
10	2	2	2	2	2	2	2
11	2	2	2	2	2	2	2
12	2	2	2	2	2	2	2
13	2	2	2	2	2	2	2
14	2	2	2	2	2	2	2
15	2	2	2	2	2	2	2
16	2	2	2	2	2	2	2
17	2	2	2	2	2	2	2
18	2	2	2	2	2	2	2
19	2	2	2	2	2	2	2
20	2	2	2	2	2	2	2
21	2	2	2	2	2	2	2
22	1	1	1	2	2	2	1
23	1	1	1	1	1	1	1

SUMMER SEASON							
MAY 21 THRU SEPTEMBER 15							
HR/DAY	MON	TUES	WEDS	THUR	FRI	SAT	SUN
0	1	1	1	1	1	1	1
1	1	1	1	1	1	1	1
2	1	1	1	1	1	1	1
3	1	1	1	1	1	1	1
4	1	1	1	1	1	1	1
5	1	1	1	1	1	1	1
6	2	2	2	2	2	1	1
7	2	2	2	2	2	1	1
8	2	2	2	2	2	2	1
9	2	2	2	2	2	2	2
10	2	2	2	2	2	2	2
11	2	2	2	2	2	2	2
12	2	2	2	2	2	2	2
13	2	2	2	2	2	2	2
14	2	2	2	2	2	2	2
15	2	2	2	2	2	2	2
16	2	2	2	2	2	2	2
17	2	2	2	2	2	2	2
18	2	2	2	2	2	2	2
19	2	2	2	2	2	2	2
20	2	2	2	2	2	2	2
21	2	2	2	2	2	2	2
22	1	1	2	2	2	2	1
23	1	1	1	1	2	2	1

LANES REQUIRED TO BE OPEN BY HOUR AND TIME OF DAY

FALL SEASON							
SEPTEMBER 16 THRU November 30							
HR/DAY	MON	TUES	WEDS	THUR	FRI	SAT	SUN
0	1	1	1	1	1	1	1
1	1	1	1	1	1	1	1
2	1	1	1	1	1	1	1
3	1	1	1	1	1	1	1
4	1	1	1	1	1	1	1
5	1	1	1	1	1	1	1
6	2	2	2	2	2	1	1
7	2	2	2	2	2	1	1
8	2	2	2	2	2	2	1
9	2	2	2	2	2	2	2
10	2	2	2	2	2	2	2
11	2	2	2	2	2	2	2
12	2	2	2	2	2	2	2
13	2	2	2	2	2	2	2
14	2	2	2	2	2	2	2
15	2	2	2	2	2	2	2
16	2	2	2	2	2	2	2
17	2	2	2	2	2	2	2
18	2	2	2	2	2	2	2
19	2	2	2	2	2	2	2
20	2	2	2	2	2	2	2
21	2	2	2	2	2	2	1
22	1	1	2	2	2	2	1
23	1	1	1	1	1	1	1

WINTER SEAS.							
DECEMBER 1 THRU February 28							
HR/DAY	MON	TUES	WEDS	THUR	FRI	SAT	SUN
0	1	1	1	1	1	1	1
1	1	1	1	1	1	1	1
2	1	1	1	1	1	1	1
3	1	1	1	1	1	1	1
4	1	1	1	1	1	1	1
5	1	1	1	1	1	1	1
6	2	2	2	2	2	1	1
7	2	2	2	2	2	1	1
8	2	2	2	2	2	1	1
9	2	2	2	2	2	2	1
10	2	2	2	2	2	2	2
11	2	2	2	2	2	2	2
12	2	2	2	2	2	2	2
13	2	2	2	2	2	2	2
14	2	2	2	2	2	2	2
15	2	2	2	2	2	2	2
16	2	2	2	2	2	2	2
17	2	2	2	2	2	2	2
18	2	2	2	2	2	2	2
19	2	2	2	2	2	2	2
20	2	2	2	2	2	2	2
21	2	2	2	2	2	2	1
22	1	1	1	1	2	2	1
23	1	1	1	1	2	1	1

NIAGARA: I-190 SOUTHBOUND INTERCHANGES N18A TO N17 (1,150 VEH/HR/LANE)

LANES REQUIRED TO BE OPEN BY HOUR AND TIME OF DAY

SPRING SEASON							
MARCH 1 THRU MAY 20							
HR/DAY	MON	TUES	WEDS	THUR	FRI	SAT	SUN
0	1	1	1	1	1	1	1
1	1	1	1	1	1	1	1
2	1	1	1	1	1	1	1
3	1	1	1	1	1	1	1
4	1	1	1	1	1	1	1
5	1	1	1	1	1	1	1
6	2	2	2	2	2	1	1
7	2	2	2	2	2	2	1
8	2	2	2	2	2	2	1
9	2	2	2	2	2	2	2
10	2	2	2	2	2	2	2
11	2	2	2	2	2	2	2
12	2	2	2	2	2	2	2
13	2	2	2	2	2	2	2
14	2	2	2	2	2	2	2
15	2	2	2	2	2	2	2
16	2	2	2	2	2	2	2
17	2	2	2	2	2	2	2
18	2	2	2	2	2	2	2
19	2	2	2	2	2	2	2
20	2	1	2	2	2	2	2
21	1	1	1	1	2	2	2
22	1	1	1	1	2	2	1
23	1	1	1	1	1	2	1

SUMMER SEASON							
MAY 21 THRU SEPTEMBER 15							
HR/DAY	MON	TUES	WEDS	THUR	FRI	SAT	SUN
0	1	1	1	1	1	2	1
1	1	1	1	1	1	1	1
2	1	1	1	1	1	1	1
3	1	1	1	1	1	1	1
4	1	1	1	1	1	1	1
5	1	1	1	1	1	1	1
6	2	2	2	2	2	1	1
7	2	2	2	2	2	2	1
8	2	2	2	2	2	2	2
9	2	2	2	2	2	2	2
10	2	2	2	2	2	2	2
11	2	2	2	2	2	2	2
12	2	2	2	2	2	2	2
13	2	2	2	2	2	2	2
14	2	2	2	2	2	2	2
15	2	2	2	2	2	2	2
16	2	2	2	2	2	2	2
17	2	2	2	2	2	2	2
18	2	2	2	2	2	2	2
19	2	2	2	2	2	2	2
20	2	2	2	2	2	2	2
21	2	2	2	2	2	2	2
22	1	2	2	2	2	2	2
23	1	1	2	2	2	2	1

LANES REQUIRED TO BE OPEN BY HOUR AND TIME OF DAY

FALL SEASON							
SEPTEMBER 16 THRU November 30							
HR/DAY	MON	TUES	WEDS	THUR	FRI	SAT	SUN
0	1	1	1	1	1	1	1
1	1	1	1	1	1	1	1
2	1	1	1	1	1	1	1
3	1	1	1	1	1	1	1
4	1	1	1	1	1	1	1
5	1	1	1	1	1	1	1
6	2	2	2	2	2	1	1
7	2	2	2	2	2	2	1
8	2	2	2	2	2	2	2
9	2	2	2	2	2	2	2
10	2	2	2	2	2	2	2
11	2	2	2	2	2	2	2
12	2	2	2	2	2	2	2
13	2	2	2	2	2	2	2
14	2	2	2	2	2	2	2
15	2	2	2	2	2	2	2
16	2	2	2	2	2	2	2
17	2	2	2	2	2	2	2
18	2	2	2	2	2	2	2
19	2	2	2	2	2	2	2
20	1	1	2	2	2	2	2
21	1	1	1	2	2	2	1
22	1	1	1	1	2	2	1
23	1	1	1	1	1	1	1

WINTER SEAS.		DECEMBER 1 THRU February 28					
HR/DAY	MON	TUES	WEDS	THUR	FRI	SAT	SUN
0	1	1	1	1	1	1	1
1	1	1	1	1	1	1	1
2	1	1	1	1	1	1	1
3	1	1	1	1	1	1	1
4	1	1	1	1	1	1	1
5	1	1	1	1	1	1	1
6	2	2	2	2	2	1	1
7	2	2	2	2	2	1	1
8	2	2	2	2	2	2	1
9	2	2	2	2	2	2	2
10	2	2	2	2	2	2	2
11	2	2	2	2	2	2	2
12	2	2	2	2	2	2	2
13	2	2	2	2	2	2	2
14	2	2	2	2	2	2	2
15	2	2	2	2	2	2	2
16	2	2	2	2	2	2	2
17	2	2	2	2	2	2	2
18	2	2	2	2	2	2	2
19	2	2	2	2	2	2	2
20	1	1	1	1	2	2	1
21	1	1	1	1	2	2	1
22	1	1	1	1	2	2	1
23	1	1	1	1	1	1	1



NIAGARA: I-190 NORTHBOUND INTERCHANGES N18B TO N19 (1,150 VEH/HR/LANE)

LANES REQUIRED TO BE OPEN BY HOUR AND TIME OF DAY

SPRING SEASON							
MARCH 1 THRU MAY 20							
HR/DAY	MON	TUES	WEDS	THUR	FRI	SAT	SUN
0	1	1	1	1	1	1	1
1	1	1	1	1	1	1	1
2	1	1	1	1	1	1	1
3	1	1	1	1	1	1	1
4	1	1	1	1	1	1	1
5	1	1	1	1	1	1	1
6	2	1	1	1	1	1	1
7	2	2	2	2	2	1	1
8	2	2	2	2	2	1	1
9	2	2	2	2	2	2	1
10	2	2	2	2	2	2	2
11	2	2	2	2	2	2	2
12	2	2	2	2	2	2	2
13	2	2	2	2	2	2	2
14	2	2	2	2	2	2	2
15	2	2	2	2	2	2	2
16	2	2	2	2	2	2	2
17	2	2	2	2	2	2	2
18	2	2	2	2	2	2	2
19	2	2	2	2	2	2	2
20	1	1	1	2	2	2	1
21	1	1	1	1	2	2	1
22	1	1	1	1	1	2	1
23	1	1	1	1	1	1	1

SUMMER SEASON							
MAY 21 THRU SEPTEMBER 15							
HR/DAY	MON	TUES	WEDS	THUR	FRI	SAT	SUN
0	1	1	1	1	1	1	1
1	1	1	1	1	1	1	1
2	1	1	1	1	1	1	1
3	1	1	1	1	1	1	1
4	1	1	1	1	1	1	1
5	1	1	1	1	1	1	1
6	2	2	2	2	2	1	1
7	2	2	2	2	2	1	1
8	2	2	2	2	2	1	1
9	2	2	2	2	2	2	2
10	2	2	2	2	2	2	2
11	2	2	2	2	2	2	2
12	2	2	2	2	2	2	2
13	2	2	2	2	2	2	2
14	2	2	2	2	2	2	2
15	2	2	2	2	2	2	2
16	2	2	2	2	2	2	2
17	2	2	2	2	2	2	2
18	2	2	2	2	2	2	2
19	2	2	2	2	2	2	2
20	2	2	2	2	2	2	2
21	1	1	1	2	2	2	1
22	1	1	1	1	1	1	1
23	1	1	1	1	1	1	1

LANES REQUIRED TO BE OPEN BY HOUR AND TIME OF DAY

FALL SEASON							
SEPTEMBER 16 THRU November 30							
HR/DAY	MON	TUES	WEDS	THUR	FRI	SAT	SUN
0	1	1	1	1	1	1	1
1	1	1	1	1	1	1	1
2	1	1	1	1	1	1	1
3	1	1	1	1	1	1	1
4	1	1	1	1	1	1	1
5	1	1	1	1	1	1	1
6	2	2	2	2	2	1	1
7	2	2	2	2	2	1	1
8	2	2	2	2	2	1	1
9	2	2	2	2	2	2	1
10	2	2	2	2	2	2	2
11	2	2	2	2	2	2	2
12	2	2	2	2	2	2	2
13	2	2	2	2	2	2	2
14	2	2	2	2	2	2	2
15	2	2	2	2	2	2	2
16	2	2	2	2	2	2	2
17	2	2	2	2	2	2	2
18	2	2	2	2	2	2	2
19	2	2	2	2	2	2	2
20	1	1	1	2	2	2	1
21	1	1	1	1	2	1	1
22	1	1	1	1	1	1	1
23	1	1	1	1	1	1	1

WINTER SEAS.							
DECEMBER 1 THRU February 28							
HR/DAY	MON	TUES	WEDS	THUR	FRI	SAT	SUN
0	1	1	1	1	1	1	1
1	1	1	1	1	1	1	1
2	1	1	1	1	1	1	1
3	1	1	1	1	1	1	1
4	1	1	1	1	1	1	1
5	1	1	1	1	1	1	1
6	1	1	1	1	1	1	1
7	2	2	2	2	2	1	1
8	2	2	2	2	2	1	1
9	2	2	2	2	2	1	1
10	2	2	2	2	2	2	1
11	2	2	2	2	2	2	2
12	2	2	2	2	2	2	2
13	2	2	2	2	2	2	2
14	2	2	2	2	2	2	2
15	2	2	2	2	2	2	2
16	2	2	2	2	2	2	2
17	2	2	2	2	2	2	2
18	2	2	2	2	2	2	2
19	2	2	2	2	2	2	2
20	1	1	1	1	2	1	1
21	1	1	1	1	1	1	1
22	1	1	1	1	1	1	1
23	1	1	1	1	1	1	1

NIAGARA: I-190 SOUTHBOUND INTERCHANGES N19 TO N18B (1,150 VEH/HR/LANE)

LANES REQUIRED TO BE OPEN BY HOUR AND TIME OF DAY

SPRING SEASON							
MARCH 1 THRU MAY 20							
HR/DAY	MON	TUES	WEDS	THUR	FRI	SAT	SUN
0	1	1	1	1	1	1	1
1	1	1	1	1	1	1	1
2	1	1	1	1	1	1	1
3	1	1	1	1	1	1	1
4	1	1	1	1	1	1	1
5	1	1	1	1	1	1	1
6	2	2	2	2	2	1	1
7	2	2	2	2	2	1	1
8	2	2	2	2	2	2	1
9	2	2	2	2	2	2	2
10	2	2	2	2	2	2	2
11	2	2	2	2	2	2	2
12	2	2	2	2	2	2	2
13	2	2	2	2	2	2	2
14	2	2	2	2	2	2	2
15	2	2	2	2	2	2	2
16	2	2	2	2	2	2	2
17	2	2	2	2	2	2	2
18	2	2	2	2	2	2	2
19	2	2	2	2	2	2	2
20	1	1	2	2	2	2	2
21	1	1	1	1	2	2	1
22	1	1	1	1	2	2	1
23	1	1	1	1	1	1	1

SUMMER SEASON							
MAY 21 THRU SEPTEMBER 15							
HR/DAY	MON	TUES	WEDS	THUR	FRI	SAT	SUN
0	1	1	1	1	1	1	1
1	1	1	1	1	1	1	1
2	1	1	1	1	1	1	1
3	1	1	1	1	1	1	1
4	1	1	1	1	1	1	1
5	1	1	1	1	1	1	1
6	2	2	2	2	2	1	1
7	2	2	2	2	2	1	1
8	2	2	2	2	2	2	1
9	2	2	2	2	2	2	2
10	2	2	2	2	2	2	2
11	2	2	2	2	2	2	2
12	2	2	2	2	2	2	2
13	2	2	2	2	2	2	2
14	2	2	2	2	2	2	2
15	2	2	2	2	2	2	2
16	2	2	2	2	2	2	2
17	2	2	2	2	2	2	2
18	2	2	2	2	2	2	2
19	2	2	2	2	2	2	2
20	2	2	2	2	2	2	2
21	2	2	2	2	2	2	2
22	1	2	2	2	2	2	2
23	1	1	1	1	2	2	1

LANES REQUIRED TO BE OPEN BY HOUR AND TIME OF DAY

FALL SEASON							
SEPTEMBER 16 THRU November 30							
HR/DAY	MON	TUES	WEDS	THUR	FRI	SAT	SUN
0	1	1	1	1	1	1	1
1	1	1	1	1	1	1	1
2	1	1	1	1	1	1	1
3	1	1	1	1	1	1	1
4	1	1	1	1	1	1	1
5	1	1	1	1	1	1	1
6	2	2	2	2	2	1	1
7	2	2	2	2	2	1	1
8	2	2	2	2	2	2	1
9	2	2	2	2	2	2	2
10	2	2	2	2	2	2	2
11	2	2	2	2	2	2	2
12	2	2	2	2	2	2	2
13	2	2	2	2	2	2	2
14	2	2	2	2	2	2	2
15	2	2	2	2	2	2	2
16	2	2	2	2	2	2	2
17	2	2	2	2	2	2	2
18	2	2	2	2	2	2	2
19	2	2	2	2	2	2	2
20	1	1	1	2	2	2	1
21	1	1	1	1	2	2	1
22	1	1	1	1	2	2	1
23	1	1	1	1	1	1	1

WINTER SEAS.		DECEMBER 1 THRU February 28						
HR/DAY	MON	TUES	WEDS	THUR	FRI	SAT	SUN	
0	1	1	1	1	1	1	1	
1	1	1	1	1	1	1	1	
2	1	1	1	1	1	1	1	
3	1	1	1	1	1	1	1	
4	1	1	1	1	1	1	1	
5	1	1	1	1	1	1	1	
6	2	2	2	2	2	1	1	
7	2	2	2	2	2	1	1	
8	2	2	2	2	2	1	1	
9	2	2	2	2	2	2	1	
10	2	2	2	2	2	2	2	
11	2	2	2	2	2	2	2	
12	2	2	2	2	2	2	2	
13	2	2	2	2	2	2	2	
14	2	2	2	2	2	2	2	
15	2	2	2	2	2	2	2	
16	2	2	2	2	2	2	2	
17	2	2	2	2	2	2	2	
18	2	2	2	2	2	2	2	
19	1	1	1	1	2	2	1	
20	1	1	1	1	1	1	1	
21	1	1	1	1	1	1	1	
22	1	1	1	1	1	1	1	
23	1	1	1	1	1	1	1	

NIAGARA: I-190 NORTHBOUND INTERCHANGES N19 TO N20 (1,150 VEH/HR/LANE)

LANES REQUIRED TO BE OPEN BY HOUR AND TIME OF DAY

SPRING SEASON      MARCH 1 THRU MAY 20							
HR/DAY	MON	TUES	WEDS	THUR	FRI	SAT	SUN
0	1	1	1	1	1	1	1
1	1	1	1	1	1	1	1
2	1	1	1	1	1	1	1
3	1	1	1	1	1	1	1
4	1	1	1	1	1	1	1
5	1	1	1	1	1	1	1
6	2	2	2	2	2	1	1
7	2	2	2	2	2	1	1
8	2	2	2	2	2	1	1
9	2	2	2	2	2	2	1
10	2	2	2	2	2	2	2
11	2	2	2	2	2	2	2
12	2	2	2	2	2	2	2
13	2	2	2	2	2	2	2
14	2	2	2	2	2	2	2
15	2	2	2	2	2	2	2
16	2	2	2	2	2	2	2
17	2	2	2	2	2	2	2
18	2	2	2	2	2	2	2
19	2	2	2	2	2	2	2
20	2	1	1	2	2	2	1
21	1	1	1	1	2	2	1
22	1	1	1	1	1	2	1
23	1	1	1	1	1	1	1

SUMMER SEASON      MAY 21 THRU SEPTEMBER 15							
HR/DAY	MON	TUES	WEDS	THUR	FRI	SAT	SUN
0	1	1	1	1	1	1	1
1	1	1	1	1	1	1	1
2	1	1	1	1	1	1	1
3	1	1	1	1	1	1	1
4	1	1	1	1	1	1	1
5	1	1	1	1	1	1	1
6	2	2	2	2	2	1	1
7	2	2	2	2	2	1	1
8	2	2	2	2	2	2	1
9	2	2	2	2	2	2	2
10	2	2	2	2	2	2	2
11	2	2	2	2	2	2	2
12	2	2	2	2	2	2	2
13	2	2	2	2	2	2	2
14	2	2	2	2	2	2	2
15	2	2	2	2	2	2	2
16	2	2	2	2	2	2	2
17	2	2	2	2	2	2	2
18	2	2	2	2	2	2	2
19	2	2	2	2	2	2	2
20	2	2	2	2	2	2	2
21	1	1	1	2	2	2	1
22	1	1	1	1	1	1	1
23	1	1	1	1	1	1	1

LANES REQUIRED TO BE OPEN BY HOUR AND TIME OF DAY

FALL SEASON      SEPTEMBER 16 THRU November 30							
HR/DAY	MON	TUES	WEDS	THUR	FRI	SAT	SUN
0	1	1	1	1	1	1	1
1	1	1	1	1	1	1	1
2	1	1	1	1	1	1	1
3	1	1	1	1	1	1	1
4	1	1	1	1	1	1	1
5	1	1	1	1	1	1	1
6	2	2	2	2	2	1	1
7	2	2	2	2	2	1	1
8	2	2	2	2	2	1	1
9	2	2	2	2	2	2	1
10	2	2	2	2	2	2	2
11	2	2	2	2	2	2	2
12	2	2	2	2	2	2	2
13	2	2	2	2	2	2	2
14	2	2	2	2	2	2	2
15	2	2	2	2	2	2	2
16	2	2	2	2	2	2	2
17	2	2	2	2	2	2	2
18	2	2	2	2	2	2	2
19	2	2	2	2	2	2	2
20	1	1	1	2	2	2	1
21	1	1	1	1	2	1	1
22	1	1	1	1	1	1	1
23	1	1	1	1	1	1	1

WINTER SEAS.      DECEMBER 1 THRU February 28							
HR/DAY	MON	TUES	WEDS	THUR	FRI	SAT	SUN
0	1	1	1	1	1	1	1
1	1	1	1	1	1	1	1
2	1	1	1	1	1	1	1
3	1	1	1	1	1	1	1
4	1	1	1	1	1	1	1
5	1	1	1	1	1	1	1
6	2	2	2	2	2	1	1
7	2	2	2	2	2	1	1
8	2	2	2	2	2	1	1
9	2	2	2	2	2	1	1
10	2	2	2	2	2	2	2
11	2	2	2	2	2	2	2
12	2	2	2	2	2	2	2
13	2	2	2	2	2	2	2
14	2	2	2	2	2	2	2
15	2	2	2	2	2	2	2
16	2	2	2	2	2	2	2
17	2	2	2	2	2	2	2
18	2	2	2	2	2	2	2
19	2	2	2	2	2	2	2
20	1	1	1	1	2	1	1
21	1	1	1	1	1	1	1
22	1	1	1	1	1	1	1
23	1	1	1	1	1	1	1

NIAGARA: I-190 SOUTHBOUND INTERCHANGES N20 TO N19 (1,150 VEH/HR/LANE)

LANES REQUIRED TO BE OPEN BY HOUR AND TIME OF DAY

SPRING SEASON      MARCH 1 THRU MAY 20							
HR/DAY	MON	TUES	WEDS	THUR	FRI	SAT	SUN
0	1	1	1	1	1	1	1
1	1	1	1	1	1	1	1
2	1	1	1	1	1	1	1
3	1	1	1	1	1	1	1
4	1	1	1	1	1	1	1
5	1	1	1	1	1	1	1
6	2	2	2	2	2	1	1
7	2	2	2	2	2	1	1
8	2	2	2	2	2	2	1
9	2	2	2	2	2	2	2
10	2	2	2	2	2	2	2
11	2	2	2	2	2	2	2
12	2	2	2	2	2	2	2
13	2	2	2	2	2	2	2
14	2	2	2	2	2	2	2
15	2	2	2	2	2	2	2
16	2	2	2	2	2	2	2
17	2	2	2	2	2	2	2
18	2	2	2	2	2	2	2
19	2	1	2	2	2	2	2
20	1	1	1	1	2	2	2
21	1	1	1	1	2	2	1
22	1	1	1	1	2	2	1
23	1	1	1	1	1	1	1

SUMMER SEASON      MAY 21 THRU SEPTEMBER 15							
HR/DAY	MON	TUES	WEDS	THUR	FRI	SAT	SUN
0	1	1	1	1	1	1	1
1	1	1	1	1	1	1	1
2	1	1	1	1	1	1	1
3	1	1	1	1	1	1	1
4	1	1	1	1	1	1	1
5	1	1	1	1	1	1	1
6	2	2	2	2	2	1	1
7	2	2	2	2	2	1	1
8	2	2	2	2	2	2	1
9	2	2	2	2	2	2	2
10	2	2	2	2	2	2	2
11	2	2	2	2	2	2	2
12	2	2	2	2	2	2	2
13	2	2	2	2	2	2	2
14	2	2	2	2	2	2	2
15	2	2	2	2	2	2	2
16	2	2	2	2	2	2	2
17	2	2	2	2	2	2	2
18	2	2	2	2	2	2	2
19	2	2	2	2	2	2	2
20	2	2	2	2	2	2	2
21	1	2	2	2	2	2	2
22	1	2	2	1	2	2	1
23	1	1	1	1	2	2	1

LANES REQUIRED TO BE OPEN BY HOUR AND TIME OF DAY

FALL SEASON      SEPTEMBER 16 THRU November 30							
HR/DAY	MON	TUES	WEDS	THUR	FRI	SAT	SUN
0	1	1	1	1	1	1	1
1	1	1	1	1	1	1	1
2	1	1	1	1	1	1	1
3	1	1	1	1	1	1	1
4	1	1	1	1	1	1	1
5	1	1	1	1	1	1	1
6	2	2	2	2	2	1	1
7	2	2	2	2	2	1	1
8	2	2	2	2	2	1	1
9	2	2	2	2	2	2	2
10	2	2	2	2	2	2	2
11	2	2	2	2	2	2	2
12	2	2	2	2	2	2	2
13	2	2	2	2	2	2	2
14	2	2	2	2	2	2	2
15	2	2	2	2	2	2	2
16	2	2	2	2	2	2	2
17	2	2	2	2	2	2	2
18	2	2	2	2	2	2	2
19	1	1	2	2	2	2	2
20	1	1	1	1	2	2	1
21	1	1	1	1	2	2	1
22	1	1	1	1	1	2	1
23	1	1	1	1	1	1	1

WINTER SEAS.      DECEMBER 1 THRU February 28							
HR/DAY	MON	TUES	WEDS	THUR	FRI	SAT	SUN
0	1	1	1	1	1	1	1
1	1	1	1	1	1	1	1
2	1	1	1	1	1	1	1
3	1	1	1	1	1	1	1
4	1	1	1	1	1	1	1
5	1	1	1	1	1	1	1
6	2	2	2	2	2	1	1
7	2	2	2	2	2	1	1
8	2	2	2	2	2	1	1
9	2	2	2	2	2	2	1
10	2	2	2	2	2	2	2
11	2	2	2	2	2	2	2
12	2	2	2	2	2	2	2
13	2	2	2	2	2	2	2
14	2	2	2	2	2	2	2
15	2	2	2	2	2	2	2
16	2	2	2	2	2	2	2
17	2	2	2	2	2	2	2
18	2	2	2	2	2	2	2
19	1	1	1	1	2	2	1
20	1	1	1	1	1	1	1
21	1	1	1	1	2	2	1
22	1	1	1	1	1	1	1
23	1	1	1	1	1	1	1

NOTES:

- THE NEW YORK STATE THRUWAY IS A LIMITED ACCESS, HIGH-SPEED, HIGH-VOLUME HIGHWAY. TRAFFIC SHALL BE MAINTAINED IN ACCORDANCE WITH THE *MANUAL ON UNIFORM TRAFFIC CONTROL DEVICES (MUTCD)*, THE *WORK ZONE TRAFFIC CONTROL PLANS*, AND THE *STANDARD SPECIFICATIONS* SECTION 619 AS AMENDED BY THE AUTHORITY.
- LANE CLOSURES ON THE THRUWAY SHALL ONLY BE ALLOWED IN ACCORDANCE WITH THESE TRAFFIC MANAGEMENT TABLE(S), UNLESS INDICATED OTHERWISE IN THE CONTRACT PLANS OR PROPOSAL DOCUMENTS.
- LANE CLOSURE CHARTS SHALL APPLY AS FOLLOWS:
  - 1,150 VEH/HR/LANE

NIAGARA: I-190 NORTHBOUND INTERCHANGES N20 TO N21 (1,150 VEH/HR/LANE)

LANES REQUIRED TO BE OPEN BY HOUR AND TIME OF DAY

SPRING SEASON

MARCH 1 THRU MAY 20

HR/DAY	MON	TUES	WEDS	THUR	FRI	SAT	SUN
0	1	1	1	1	1	1	1
1	1	1	1	1	1	1	1
2	1	1	1	1	1	1	1
3	1	1	1	1	1	1	1
4	1	1	1	1	1	1	1
5	1	1	1	1	1	1	1
6	2	2	2	2	2	1	1
7	2	2	2	2	2	1	1
8	2	2	2	2	2	2	1
9	2	2	2	2	2	2	2
10	2	2	2	2	2	2	2
11	2	2	2	2	2	2	2
12	2	2	2	2	2	2	2
13	2	2	2	2	2	2	2
14	2	2	2	2	2	2	2
15	2	2	2	2	2	2	2
16	2	2	2	2	2	2	2
17	2	2	2	2	2	2	2
18	2	2	2	2	2	2	2
19	2	2	2	2	2	2	2
20	2	1	2	2	2	2	2
21	1	1	1	1	2	2	1
22	1	1	1	1	1	2	1
23	1	1	1	1	1	1	1

SUMMER SEASON

MAY 21 THRU SEPTEMBER 15

HR/DAY	MON	TUES	WEDS	THUR	FRI	SAT	SUN
0	1	1	1	1	1	1	1
1	1	1	1	1	1	1	1
2	1	1	1	1	1	1	1
3	1	1	1	1	1	1	1
4	1	1	1	1	1	1	1
5	1	1	1	1	1	1	1
6	2	2	2	2	2	1	1
7	2	2	2	2	2	1	1
8	2	2	2	2	2	2	1
9	2	2	2	2	2	2	2
10	2	2	2	2	2	2	2
11	2	2	2	2	2	2	2
12	2	2	2	2	2	2	2
13	2	2	2	2	2	2	2
14	2	2	2	2	2	2	2
15	2	2	2	2	2	2	2
16	2	2	2	2	2	2	2
17	2	2	2	2	2	2	2
18	2	2	2	2	2	2	2
19	2	2	2	2	2	2	2
20	2	2	2	2	2	2	2
21	1	1	1	2	2	2	2
22	1	1	1	1	2	1	1
23	1	1	1	1	1	1	1

LANES REQUIRED TO BE OPEN BY HOUR AND TIME OF DAY

FALL SEASON

SEPTEMBER 16 THRU November 30

HR/DAY	MON	TUES	WEDS	THUR	FRI	SAT	SUN
0	1	1	1	1	1	1	1
1	1	1	1	1	1	1	1
2	1	1	1	1	1	1	1
3	1	1	1	1	1	1	1
4	1	1	1	1	1	1	1
5	1	1	1	1	1	1	1
6	2	2	2	2	2	1	1
7	2	2	2	2	2	1	1
8	2	2	2	2	2	2	1
9	2	2	2	2	2	2	2
10	2	2	2	2	2	2	2
11	2	2	2	2	2	2	2
12	2	2	2	2	2	2	2
13	2	2	2	2	2	2	2
14	2	2	2	2	2	2	2
15	2	2	2	2	2	2	2
16	2	2	2	2	2	2	2
17	2	2	2	2	2	2	2
18	2	2	2	2	2	2	2
19	2	2	2	2	2	2	2
20	1	1	1	2	2	2	1
21	1	1	1	1	2	1	1
22	1	1	1	1	1	1	1
23	1	1	1	1	1	1	1

WINTER SEAS.

DECEMBER 1 THRU February 28

HR/DAY	MON	TUES	WEDS	THUR	FRI	SAT	SUN
0	1	1	1	1	1	1	1
1	1	1	1	1	1	1	1
2	1	1	1	1	1	1	1
3	1	1	1	1	1	1	1
4	1	1	1	1	1	1	1
5	1	1	1	1	1	1	1
6	2	2	2	2	2	1	1
7	2	2	2	2	2	1	1
8	2	2	2	2	2	1	1
9	2	2	2	2	2	2	1
10	2	2	2	2	2	2	2
11	2	2	2	2	2	2	2
12	2	2	2	2	2	2	2
13	2	2	2	2	2	2	2
14	2	2	2	2	2	2	2
15	2	2	2	2	2	2	2
16	2	2	2	2	2	2	2
17	2	2	2	2	2	2	2
18	2	2	2	2	2	2	2
19	2	2	2	2	2	2	2
20	1	1	1	1	2	1	1
21	1	1	1	1	1	1	1
22	1	1	1	1	1	1	1
23	1	1	1	1	1	1	1

NIAGARA: I-190 SOUTHBOUND INTERCHANGES N21 TO N20 (1,150 VEH/HR/LANE)

LANES REQUIRED TO BE OPEN BY HOUR AND TIME OF DAY

SPRING SEASON

MARCH 1 THRU MAY 20

HR/DAY	MON	TUES	WEDS	THUR	FRI	SAT	SUN
0	1	1	1	1	1	1	1
1	1	1	1	1	1	1	1
2	1	1	1	1	1	1	1
3	1	1	1	1	1	1	1
4	1	1	1	1	1	1	1
5	1	1	1	1	1	1	1
6	2	2	2	2	2	1	1
7	2	2	2	2	2	1	1
8	2	2	2	2	2	2	1
9	2	2	2	2	2	2	2
10	2	2	2	2	2	2	2
11	2	2	2	2	2	2	2
12	2	2	2	2	2	2	2
13	2	2	2	2	2	2	2
14	2	2	2	2	2	2	2
15	2	2	2	2	2	2	2
16	2	2	2	2	2	2	2
17	2	2	2	2	2	2	2
18	2	2	2	2	2	2	2
19	2	2	2	2	2	2	2
20	1	1	2	2	2	2	2
21	1	1	1	1	2	2	1
22	1	1	1	1	2	2	1
23	1	1	1	1	1	1	1

SUMMER SEASON

MAY 21 THRU SEPTEMBER 15

HR/DAY	MON	TUES	WEDS	THUR	FRI	SAT	SUN
0	1	1	1	1	1	1	1
1	1	1	1	1	1	1	1
2	1	1	1	1	1	1	1
3	1	1	1	1	1	1	1
4	1	1	1	1	1	1	1
5	1	1	1	1	1	1	1
6	2	2	2	2	2	1	1
7	2	2	2	2	2	1	1
8	2	2	2	2	2	2	1
9	2	2	2	2	2	2	2
10	2	2	2	2	2	2	2
11	2	2	2	2	2	2	2
12	2	2	2	2	2	2	2
13	2	2	2	2	2	2	2
14	2	2	2	2	2	2	2
15	2	2	2	2	2	2	2
16	2	2	2	2	2	2	2
17	2	2	2	2	2	2	2
18	2	2	2	2	2	2	2
19	2	2	2	2	2	2	2
20	2	2	2	2	2	2	2
21	2	2	2	2	2	2	2
22	1	2	2	2	2	2	2
23	1	1	1	1	2	2	1

LANES REQUIRED TO BE OPEN BY HOUR AND TIME OF DAY

FALL SEASON

SEPTEMBER 16 THRU November 30

HR/DAY	MON	TUES	WEDS	THUR	FRI	SAT	SUN
0	1	1	1	1	1	1	1
1	1	1	1	1	1	1	1
2	1	1	1	1	1	1	1
3	1	1	1	1	1	1	1
4	1	1	1	1	1	1	1
5	1	1	1	1	1	1	1
6	2	2	2	2	2	1	1
7	2	2	2	2	2	1	1
8	2	2	2	2	2	2	1
9	2	2	2	2	2	2	2
10	2	2	2	2	2	2	2
11	2	2	2	2	2	2	2
12	2	2	2	2	2	2	2
13	2	2	2	2	2	2	2
14	2	2	2	2	2	2	2
15	2	2	2	2	2	2	2
16	2	2	2	2	2	2	2
17	2	2	2	2	2	2	2
18	2	2	2	2	2	2	2
19	2	2	2	2	2	2	2
20	1	1	1	2	2	2	1
21	1	1	1	1	2	2	1
22	1	1	1	1	2	2	1
23	1	1	1	1	1	1	1

WINTER SEAS.

DECEMBER 1 THRU February 28

HR/DAY	MON	TUES	WEDS	THUR	FRI	SAT	SUN
0	1	1	1	1	1	1	1
1	1	1	1	1	1	1	1
2	1	1	1	1	1	1	1
3	1	1	1	1	1	1	1
4	1	1	1	1	1	1	1
5	1	1	1	1	1	1	1
6	2	2	2	2	2	1	1
7	2	2	2	2	2	1	1
8	2	2	2	2	2	1	1
9	2	2	2	2	2	2	1
10	2	2	2	2	2	2	2
11	2	2	2	2	2	2	2
12	2	2	2	2	2	2	2
13	2	2	2	2	2	2	2
14	2	2	2	2	2	2	2
15	2	2	2	2	2	2	2
16	2	2	2	2	2	2	2
17	2	2	2	2	2	2	2
18	2	2	2	2	2	2	2
19	2	2	2	2	2	2	2
20	1	1	1	1	2	2	1
21	1	1	1	1	2	2	1
22	1	1	1	1	1	1	1
23	1	1	1	1	1	1	1

NOTES:

- THE NEW YORK STATE THRUWAY IS A LIMITED ACCESS, HIGH-SPEED, HIGH-VOLUME HIGHWAY. TRAFFIC SHALL BE MAINTAINED IN ACCORDANCE WITH THE *MANUAL ON UNIFORM TRAFFIC CONTROL DEVICES (MUTCD)*, THE *WORK ZONE TRAFFIC CONTROL PLANS*, AND THE *STANDARD SPECIFICATIONS* SECTION 619 AS AMENDED BY THE AUTHORITY.
- LANE CLOSURES ON THE THRUWAY SHALL ONLY BE ALLOWED IN ACCORDANCE WITH THESE TRAFFIC MANAGEMENT TABLE(S), UNLESS INDICATED OTHERWISE IN THE CONTRACT PLANS OR PROPOSAL DOCUMENTS.
- LANE CLOSURE CHARTS SHALL APPLY AS FOLLOWS:
  - 1,150 VEH/HR/LANE: APPLIES TO ALL WORK CONSIDERED DISRUPTIVE TO TRAFFIC.
  - 1,300 VEH/HR/LANE: APPLIES TO ALL WORK NOT CONSIDERED DISRUPTIVE TO TRAFFIC. WORK SHOULD BE ABLE TO BE IMMEDIATELY

## I-90 WESTBOUND INTERCHANGES 45 TO 46 (1,300 VEH/HR/LANE)

### LANES REQUIRED TO BE OPEN BY HOUR AND TIME OF DAY

## SPRING SEASON

MARCH 1 THRU MAY 20

HR/DAY	MON	TUES	WEDS	THUR	FRI	SAT	SUN
0	1	1	1	1	1	1	1
1	1	1	1	1	1	1	1
2	1	1	1	1	1	1	1
3	1	1	1	1	1	1	1
4	1	1	1	1	1	1	1
5	1	1	1	1	1	1	1
6	1	1	1	1	1	1	1
7	2	2	2	2	1	1	1
8	1	1	1	1	1	1	1
9	1	1	1	1	1	1	1
10	1	1	1	1	1	1	1
11	1	1	1	1	1	1	1
12	1	1	1	1	2	1	1
13	1	1	1	1	2	1	1
14	1	1	1	1	2	1	1
15	2	1	1	1	2	1	2
16	2	1	2	2	2	1	2
17	2	1	1	2	2	1	2
18	1	1	1	1	1	1	1
19	1	1	1	1	1	1	1
20	1	1	1	1	1	1	1
21	1	1	1	1	1	1	1
22	1	1	1	1	1	1	1
23	1	1	1	1	1	1	1

## SUMMER SEASON

**MAY 21 THRU SEPTEMBER 15**

HR/DAY	MON	TUES	WEDS	THUR	FRI	SAT	SUN
0	1	1	1	1	1	1	1
1	1	1	1	1	1	1	1
2	1	1	1	1	1	1	1
3	1	1	1	1	1	1	1
4	1	1	1	1	1	1	1
5	1	1	1	1	1	1	1
6	1	1	1	1	1	1	1
7	2	2	2	2	2	1	1
8	1	1	1	1	1	1	1
9	1	1	1	1	1	2	1
10	2	1	1	2	2	2	2
11	2	1	1	2	2	2	2
12	2	1	1	2	2	2	2
13	2	1	1	2	2	2	2
14	2	2	2	2	2	2	2
15	2	2	2	2	2	2	2
16	2	2	2	2	2	2	2
17	2	2	2	2	2	2	2
18	2	1	1	1	2	1	2
19	1	1	1	1	1	1	2
20	1	1	1	1	1	1	1
21	1	1	1	1	1	1	1
22	1	1	1	1	1	1	1
23	1	1	1	1	1	1	1

### LANES REQUIRED TO BE OPEN BY HOUR AND TIME OF DAY

## FALL SEASON

**SEPTEMBER 16 THRU November 30**

HR/DAY	MON	TUES	WEDS	THUR	FRI	SAT	SUN
0	1	1	1	1	1	1	1
1	1	1	1	1	1	1	1
2	1	1	1	1	1	1	1
3	1	1	1	1	1	1	1
4	1	1	1	1	1	1	1
5	1	1	1	1	1	1	1
6	1	1	1	1	1	1	1
7	2	2	2	2	2	1	1
8	1	1	1	2	1	1	1
9	1	1	1	1	1	1	1
10	1	1	1	1	1	1	1
11	1	1	1	1	1	2	2
12	1	1	1	1	1	2	2
13	1	1	1	1	2	2	2
14	2	1	1	1	2	2	2
15	2	2	2	2	2	2	2
16	2	2	2	2	2	1	2
17	2	2	2	2	2	1	2
18	1	1	1	1	2	1	2
19	1	1	1	1	1	1	1
20	1	1	1	1	1	1	1
21	1	1	1	1	1	1	1
22	1	1	1	1	1	1	1
23	1	1	1	1	1	1	1

## WINTER SEAS

DECEMBER 1 THRU February 28

HR/DAY	MON	TUES	WEDS	THUR	FRI	SAT	SUN
0	1	1	1	1	1	1	1
1	1	1	1	1	1	1	1
2	1	1	1	1	1	1	1
3	1	1	1	1	1	1	1
4	1	1	1	1	1	1	1
5	1	1	1	1	1	1	1
6	1	1	1	1	1	1	1
7	2	2	2	2	1	1	1
8	1	1	1	1	1	1	1
9	1	1	1	1	1	1	1
10	1	1	1	1	1	1	1
11	1	1	1	1	1	1	1
12	1	1	1	1	1	1	1
13	1	1	1	1	1	1	1
14	1	1	1	1	1	1	1
15	1	1	1	1	2	1	1
16	1	1	1	1	2	1	1
17	1	1	1	1	2	1	1
18	1	1	1	1	1	1	1
19	1	1	1	1	1	1	1
20	1	1	1	1	1	1	1
21	1	1	1	1	1	1	1
22	1	1	1	1	1	1	1
23	1	1	1	1	1	1	1

## I-90 EASTBOUND INTERCHANGES 46 TO 45 (1,300 VEH/HR/LANE)

### LANES REQUIRED TO BE OPEN BY HOUR AND TIME OF DAY

## SPRING SEASON

MARCH 1 THRU MAY 20

HR/DAY	MON	TUES	WEDS	THUR	FRI	SAT	SUN
0	1	1	1	1	1	1	1
1	1	1	1	1	1	1	1
2	1	1	1	1	1	1	1
3	1	1	1	1	1	1	1
4	1	1	1	1	1	1	1
5	1	1	1	1	1	1	1
6	1	1	1	1	1	1	1
7	1	1	1	1	1	1	1
8	1	1	1	1	1	1	1
9	1	1	1	1	1	1	1
10	1	1	1	1	1	1	1
11	1	1	1	1	2	1	1
12	2	1	1	1	2	1	2
13	2	1	1	1	2	1	2
14	2	1	1	1	2	1	2
15	2	1	2	2	2	1	2
16	2	2	2	2	2	1	2
17	2	2	2	2	2	1	2
18	1	1	1	1	2	1	1
19	1	1	1	1	1	1	1
20	1	1	1	1	1	1	1
21	1	1	1	1	1	1	1
22	1	1	1	1	1	1	1
23	1	1	1	1	1	1	1

## SUMMER SEASON

**MAY 21 THRU SEPTEMBER 15**

HR/DAY	MON	TUES	WEDS	THUR	FRI	SAT	SUN
0	1	1	1	1	1	1	1
1	1	1	1	1	1	1	1
2	1	1	1	1	1	1	1
3	1	1	1	1	1	1	1
4	1	1	1	1	1	1	1
5	1	1	1	1	1	1	1
6	1	1	1	1	1	1	1
7	1	1	1	1	1	1	1
8	1	1	1	1	1	1	1
9	1	1	1	1	2	2	1
10	2	1	1	2	2	2	2
11	2	1	2	2	2	2	2
12	2	1	2	2	2	2	2
13	2	1	2	2	2	2	2
14	2	2	2	2	2	2	2
15	2	2	2	2	2	2	2
16	2	2	2	2	2	2	2
17	2	2	2	2	2	1	2
18	1	1	1	2	2	1	2
19	1	1	1	1	1	1	2
20	1	1	1	1	1	1	1
21	1	1	1	1	1	1	1
22	1	1	1	1	1	1	1
23	1	1	1	1	1	1	1

LANES REQUIRED TO BE OPEN BY HOUR AND TIME OF DAY

## FALL SEASON

**SEPTEMBER 16 THRU November 3**

HR/DAY	MON	TUES	WEDS	THUR	FRI	SAT	SUN
0	1	1	1	1	1	1	1
1	1	1	1	1	1	1	1
2	1	1	1	1	1	1	1
3	1	1	1	1	1	1	1
4	1	1	1	1	1	1	1
5	1	1	1	1	1	1	1
6	1	1	1	1	1	1	1
7	1	1	1	1	1	1	1
8	1	1	1	1	1	1	1
9	1	1	1	1	1	1	1
10	2	1	1	1	2	1	1
11	2	1	1	1	2	1	2
12	1	1	1	1	2	1	2
13	2	1	1	1	2	1	2
14	2	2	1	2	2	1	2
15	2	2	2	2	2	1	2
16	2	2	2	2	2	1	2
17	2	2	2	2	2	1	2
18	1	1	1	1	2	1	2
19	1	1	1	1	1	1	2
20	1	1	1	1	1	1	1
21	1	1	1	1	1	1	1
22	1	1	1	1	1	1	1
23	1	1	1	1	1	1	1

## WINTER SEAS

**DECEMBER 1 THRU February 28**

HR/DAY	MON	TUES	WEDS	THUR	FRI	SAT	SUN
0	1	1	1	1	1	1	1
1	1	1	1	1	1	1	1
2	1	1	1	1	1	1	1
3	1	1	1	1	1	1	1
4	1	1	1	1	1	1	1
5	1	1	1	1	1	1	1
6	1	1	1	1	1	1	1
7	1	1	1	1	1	1	1
8	1	1	1	1	1	1	1
9	1	1	1	1	1	1	1
10	1	1	1	1	1	1	1
11	1	1	1	1	1	1	1
12	1	1	1	1	1	1	1
13	1	1	1	1	1	1	1
14	1	1	1	1	2	1	1
15	1	1	1	1	2	1	1
16	2	2	2	2	2	1	1
17	2	2	2	2	2	1	1
18	1	1	1	1	1	1	1
19	1	1	1	1	1	1	1
20	1	1	1	1	1	1	1
21	1	1	1	1	1	1	1
22	1	1	1	1	1	1	1
23	1	1	1	1	1	1	1

## NOTES

- 1) THE NEW YORK STATE THRUWAY IS A LIMITED ACCESS, HIGH-SPEED, HIGH-VOLUME HIGHWAY. TRAFFIC SHALL BE MAINTAINED IN ACCORDANCE WITH THE *MANUAL ON UNIFORM TRAFFIC CONTROL DEVICES (MUTCD)*, THE *WORK ZONE TRAFFIC CONTROL PLANS*, AND THE *STANDARD SPECIFICATIONS* SECTION 619 AS AMENDED BY THE AUTHORITY.
- 2) LANE CLOSURES ON THE THRUWAY SHALL ONLY BE ALLOWED IN ACCORDANCE WITH THESE TRAFFIC MANAGEMENT TABLE(S), UNLESS INDICATED OTHERWISE IN THE CONTRACT PLANS OR PROPOSAL DOCUMENTS.
- 3) LANE CLOSURE CHARTS SHALL APPLY AS FOLLOWS:
  - 1,150 VEH/HR/LANE: APPLIES TO ALL WORK CONSIDERED DISRUPTIVE TO TRAFFIC.
  - 1,300 VEH/HR/LANE: APPLIES TO ALL WORK NOT CONSIDERED DISRUPTIVE TO TRAFFIC. WORK SHOULD BE ABLE TO BE IMMEDIATELY STOPPED AND LANE CLOSURE(S) REMOVED IN THE EVENT QUEUES, GREATER THAN 1 MILE, DEVELOP.

**Thruway  
Authority**

U.S. CUSTOMARY STANDARD SHEET

LANE CLOSURE CHARTS  
1,300 VEHICLES PER HOUR  
BUFFALO DIVISION  
(SHEET 1 OF 37)

APPROVED MAY 1, 2025

/S/ ROBERT COURNOYER, P.E.  
DIRECTOR HIGHWAY DESIGN  
BUREAU

ISSUED UNDER DB 25-002

**TA 619-36**

### I-90 WESTBOUND INTERCHANGES 46 TO 47 (1,300 VEH/HR/LANE)

### LANES REQUIRED TO BE OPEN BY HOUR AND TIME OF DAY

## SPRING SEASON

**MARCH 1 THRU MAY 20**

HR/DAY	MON	TUES	WEDS	THUR	FRI	SAT	SUN
0	1	1	1	1	1	1	1
1	1	1	1	1	1	1	1
2	1	1	1	1	1	1	1
3	1	1	1	1	1	1	1
4	1	1	1	1	1	1	1
5	1	1	1	1	1	1	1
6	1	1	1	1	1	1	1
7	1	1	1	1	1	1	1
8	1	1	1	1	1	1	1
9	1	1	1	1	1	1	1
10	1	1	1	1	1	1	1
11	1	1	1	1	1	1	1
12	1	1	1	1	1	1	1
13	1	1	1	1	2	1	1
14	1	1	1	1	2	1	1
15	2	1	1	1	2	1	1
16	2	1	1	2	2	1	2
17	2	1	1	1	2	1	2
18	1	1	1	1	1	1	1
19	1	1	1	1	1	1	1
20	1	1	1	1	1	1	1
21	1	1	1	1	1	1	1
22	1	1	1	1	1	1	1
23	1	1	1	1	1	1	1

## SUMMER SEASON

**MAY 21 THRU SEPTEMBER 15**

HR/DAY	MON	TUES	WEDS	THUR	FRI	SAT	SUN
0	1	1	1	1	1	1	1
1	1	1	1	1	1	1	1
2	1	1	1	1	1	1	1
3	1	1	1	1	1	1	1
4	1	1	1	1	1	1	1
5	1	1	1	1	1	1	1
6	1	1	1	1	1	1	1
7	1	1	1	1	1	1	1
8	1	1	1	1	1	1	1
9	1	1	1	1	1	1	1
10	1	1	1	1	2	2	2
11	2	1	1	2	2	2	2
12	2	1	1	2	2	2	2
13	2	1	1	2	2	2	2
14	2	1	2	2	2	2	2
15	2	2	2	2	2	2	2
16	2	2	2	2	2	2	2
17	2	2	2	2	2	2	2
18	1	1	1	1	2	1	2
19	1	1	1	1	1	1	2
20	1	1	1	1	1	1	1
21	1	1	1	1	1	1	1
22	1	1	1	1	1	1	1
23	1	1	1	1	1	1	1

### LANES REQUIRED TO BE OPEN BY HOUR AND TIME OF DAY

## FALL SEASON

**SEPTEMBER 16 THRU November 30**

HR/DAY	MON	TUES	WEDS	THUR	FRI	SAT	SUN
0	1	1	1	1	1	1	1
1	1	1	1	1	1	1	1
2	1	1	1	1	1	1	1
3	1	1	1	1	1	1	1
4	1	1	1	1	1	1	1
5	1	1	1	1	1	1	1
6	1	1	1	1	1	1	1
7	1	1	1	1	1	1	1
8	1	1	1	1	1	1	1
9	1	1	1	1	1	1	1
10	1	1	1	1	1	1	2
11	1	1	1	1	1	1	2
12	1	1	1	1	1	1	2
13	1	1	1	1	2	1	2
14	2	1	1	1	2	2	2
15	2	2	2	2	2	2	2
16	2	2	2	2	2	1	2
17	2	2	1	2	2	1	2
18	1	1	1	1	2	1	2
19	1	1	1	1	1	1	1
20	1	1	1	1	1	1	1
21	1	1	1	1	1	1	1
22	1	1	1	1	1	1	1
23	1	1	1	1	1	1	1

**WINTER SEAS.**

**DECEMBER 1 THRU February 28**

HR/DAY	MON	TUES	WEDS	THUR	FRI	SAT	SUN
0	1	1	1	1	1	1	1
1	1	1	1	1	1	1	1
2	1	1	1	1	1	1	1
3	1	1	1	1	1	1	1
4	1	1	1	1	1	1	1
5	1	1	1	1	1	1	1
6	1	1	1	1	1	1	1
7	1	1	1	1	1	1	1
8	1	1	1	1	1	1	1
9	1	1	1	1	1	1	1
10	1	1	1	1	1	1	1
11	1	1	1	1	1	1	1
12	1	1	1	1	1	1	1
13	1	1	1	1	1	1	1
14	1	1	1	1	1	1	1
15	1	1	1	1	2	1	1
16	1	1	1	1	2	1	1
17	1	1	1	1	2	1	1
18	1	1	1	1	1	1	1
19	1	1	1	1	1	1	1
20	1	1	1	1	1	1	1
21	1	1	1	1	1	1	1
22	1	1	1	1	1	1	1
23	1	1	1	1	1	1	1

**I-90 EASTBOUND INTERCHANGES 47 TO 46 (1,300 VEH/HR/LANE)**

### LANES REQUIRED TO BE OPEN BY HOUR AND TIME OF DAY

## SPRING SEASON

**MARCH 1 THRU MAY 20**

HR/DAY	MON	TUES	WEDS	THUR	FRI	SAT	SUN
0	1	1	1	1	1	1	1
1	1	1	1	1	1	1	1
2	1	1	1	1	1	1	1
3	1	1	1	1	1	1	1
4	1	1	1	1	1	1	1
5	1	1	1	1	1	1	1
6	1	1	1	1	1	1	1
7	1	1	1	1	1	1	1
8	1	1	1	1	1	1	1
9	1	1	1	1	1	1	1
10	1	1	1	1	1	1	1
11	1	1	1	1	1	1	1
12	1	1	1	1	1	1	1
13	1	1	1	1	2	1	2
14	1	1	1	1	2	1	2
15	1	1	1	1	2	1	2
16	1	1	1	1	2	1	2
17	1	1	1	1	2	1	2
18	1	1	1	1	1	1	1
19	1	1	1	1	1	1	1
20	1	1	1	1	1	1	1
21	1	1	1	1	1	1	1
22	1	1	1	1	1	1	1
23	1	1	1	1	1	1	1

## SUMMER SEASON

MAY 21 THRU SEPTEMBER 15

HR/DAY	MON	TUES	WEDS	THUR	FRI	SAT	SUN
0	1	1	1	1	1	1	1
1	1	1	1	1	1	1	1
2	1	1	1	1	1	1	1
3	1	1	1	1	1	1	1
4	1	1	1	1	1	1	1
5	1	1	1	1	1	1	1
6	1	1	1	1	1	1	1
7	1	1	1	1	1	1	1
8	1	1	1	1	1	1	1
9	1	1	1	1	2	2	1
10	2	1	1	2	2	2	2
11	2	1	1	2	2	2	2
12	2	1	1	2	2	2	2
13	2	1	1	2	2	2	2
14	2	1	2	2	2	2	2
15	2	1	2	2	2	2	2
16	2	1	2	2	2	2	2
17	1	1	1	2	2	1	2
18	1	1	1	1	2	1	2
19	1	1	1	1	1	1	2
20	1	1	1	1	1	1	1
21	1	1	1	1	1	1	1
22	1	1	1	1	1	1	1
23	1	1	1	1	1	1	1

LANES REQUIRED TO BE OPEN BY HOUR AND TIME OF DAY

## FALL SEASON

**SEPTEMBER 16 THRU November 30**

HR/DAY	MON	TUES	WEDS	THUR	FRI	SAT	SUN
0	1	1	1	1	1	1	1
1	1	1	1	1	1	1	1
2	1	1	1	1	1	1	1
3	1	1	1	1	1	1	1
4	1	1	1	1	1	1	1
5	1	1	1	1	1	1	1
6	1	1	1	1	1	1	1
7	1	1	1	1	1	1	1
8	1	1	1	1	1	1	1
9	1	1	1	1	1	1	1
10	1	1	1	1	1	1	1
11	1	1	1	1	2	1	2
12	1	1	1	1	2	1	2
13	1	1	1	1	2	1	2
14	1	1	1	1	2	1	2
15	1	1	1	1	2	1	2
16	1	1	1	1	2	1	2
17	1	1	1	1	2	1	2
18	1	1	1	1	1	1	2
19	1	1	1	1	1	1	2
20	1	1	1	1	1	1	1
21	1	1	1	1	1	1	1
22	1	1	1	1	1	1	1
23	1	1	1	1	1	1	1

**WINTER SEAS.**

**DECEMBER 1 THRU February 28**

HR/DAY	MON	TUES	WEDS	THUR	FRI	SAT	SUN
0	1	1	1	1	1	1	1
1	1	1	1	1	1	1	1
2	1	1	1	1	1	1	1
3	1	1	1	1	1	1	1
4	1	1	1	1	1	1	1
5	1	1	1	1	1	1	1
6	1	1	1	1	1	1	1
7	1	1	1	1	1	1	1
8	1	1	1	1	1	1	1
9	1	1	1	1	1	1	1
10	1	1	1	1	1	1	1
11	1	1	1	1	1	1	1
12	1	1	1	1	1	1	1
13	1	1	1	1	1	1	1
14	1	1	1	1	1	1	1
15	1	1	1	1	1	1	1
16	1	1	1	1	1	1	1
17	1	1	1	1	1	1	1
18	1	1	1	1	1	1	1
19	1	1	1	1	1	1	1
20	1	1	1	1	1	1	1
21	1	1	1	1	1	1	1
22	1	1	1	1	1	1	1
23	1	1	1	1	1	1	1

## NOTES:

- 1) THE NEW YORK STATE THRUWAY IS A LIMITED ACCESS, HIGH-SPEED, HIGH-VOLUME HIGHWAY. TRAFFIC SHALL BE MAINTAINED IN ACCORDANCE WITH THE *MANUAL ON UNIFORM TRAFFIC CONTROL DEVICES (MUTCD)*, THE *WORK ZONE TRAFFIC CONTROL PLANS*, AND THE *STANDARD SPECIFICATIONS* SECTION 619 AS AMENDED BY THE AUTHORITY.
- 2) LANE CLOSURES ON THE THRUWAY SHALL ONLY BE ALLOWED IN ACCORDANCE WITH THESE TRAFFIC MANAGEMENT TABLE(S), UNLESS INDICATED OTHERWISE IN THE CONTRACT PLANS OR PROPOSAL DOCUMENTS.
- 3) LANE CLOSURE CHARTS SHALL APPLY AS FOLLOWS:
  - 1,150 VEH/HR/LANE: APPLIES TO ALL WORK CONSIDERED DISRUPTIVE TO TRAFFIC.
  - 1,300 VEH/HR/LANE: APPLIES TO ALL WORK NOT CONSIDERED DISRUPTIVE TO TRAFFIC. WORK SHOULD BE ABLE TO BE IMMEDIATELY STOPPED AND LANE CLOSURE(S) REMOVED IN THE EVENT QUEUES, GREATER THAN 1 MILE, DEVELOP.

**Thruway  
Authority**

U.S. CUSTOMARY STANDARD SHEET

LANE CLOSURE CHARTS  
1,300 VEHICLES PER HOUR  
BUFFALO DIVISION  
(SHEET 2 OF 37)

APPROVED MAY 1, 2025

/S/ ROBERT COURNOYER, P.E.  
DIRECTOR HIGHWAY DESIGN  
BUREAU

ISSUED UNDER DB 25-002

**TA 619-36**

## I-90 WESTBOUND INTERCHANGES 47 TO 48 (1,300 VEH/HR/LANE)

### LANES REQUIRED TO BE OPEN BY HOUR AND TIME OF DAY

## SPRING SEASON

**MARCH 1 THRU MAY 20**

HR/DAY	MON	TUES	WEDS	THUR	FRI	SAT	SUN
0	1	1	1	1	1	1	1
1	1	1	1	1	1	1	1
2	1	1	1	1	1	1	1
3	1	1	1	1	1	1	1
4	1	1	1	1	1	1	1
5	1	1	1	1	1	1	1
6	1	1	1	1	1	1	1
7	1	1	1	1	1	1	1
8	1	1	1	1	1	1	1
9	1	1	1	1	2	2	1
10	1	1	1	2	2	2	1
11	2	1	1	2	2	2	2
12	2	1	1	1	2	2	2
13	2	1	1	2	2	2	2
14	2	1	2	2	2	2	2
15	2	2	2	2	2	2	2
16	2	2	2	2	2	2	2
17	2	2	2	2	2	2	2
18	2	1	1	1	2	1	2
19	1	1	1	1	2	1	2
20	1	1	1	1	1	1	2
21	1	1	1	1	1	1	1
22	1	1	1	1	1	1	1
23	1	1	1	1	1	1	1

## SUMMER SEASON

**MAY 21 THRU SEPTEMBER 15**

HR/DAY	MON	TUES	WEDS	THUR	FRI	SAT	SUN
0	1	1	1	1	1	1	1
1	1	1	1	1	1	1	1
2	1	1	1	1	1	1	1
3	1	1	1	1	1	1	1
4	1	1	1	1	1	1	1
5	1	1	1	1	1	1	1
6	1	1	1	1	1	1	1
7	1	1	1	1	1	1	1
8	2	2	2	2	2	1	1
9	2	2	2	2	2	2	2
10	2	2	2	2	2	2	2
11	2	2	2	2	2	2	2
12	2	2	2	2	2	2	2
13	2	2	2	2	2	2	2
14	2	2	2	2	2	2	2
15	2	2	2	2	2	2	2
16	2	2	2	2	2	2	2
17	2	2	2	2	2	2	2
18	2	2	2	2	2	2	2
19	2	1	1	1	2	2	2
20	1	1	1	1	2	1	2
21	1	1	1	1	1	1	1
22	1	1	1	1	1	1	1
23	1	1	1	1	1	1	1

### LANES REQUIRED TO BE OPEN BY HOUR AND TIME OF DAY

## FALL SEASON

**SEPTEMBER 16 THRU November 30**

HR/DAY	MON	TUES	WEDS	THUR	FRI	SAT	SUN
0	1	1	1	1	1	1	1
1	1	1	1	1	1	1	1
2	1	1	1	1	1	1	1
3	1	1	1	1	1	1	1
4	1	1	1	1	1	1	1
5	1	1	1	1	1	1	1
6	1	1	1	1	1	1	1
7	1	1	1	1	1	1	1
8	1	2	1	2	1	1	2
9	1	2	1	2	2	1	2
10	1	2	2	2	2	2	2
11	2	2	2	2	2	2	2
12	2	2	2	2	2	2	2
13	2	2	2	2	2	2	2
14	2	2	2	2	2	2	2
15	2	2	2	2	2	2	2
16	2	2	2	2	2	2	2
17	2	2	2	2	2	2	2
18	2	2	2	2	2	2	2
19	1	1	1	1	2	1	2
20	1	1	1	1	1	1	1
21	1	1	1	1	1	1	1
22	1	1	1	1	1	1	1
23	1	1	1	1	1	1	1

## WINTER SEAS.

**DECEMBER 1 THRU February 28**

HR/DAY	MON	TUES	WEDS	THUR	FRI	SAT	SUN
0	1	1	1	1	1	1	1
1	1	1	1	1	1	1	1
2	1	1	1	1	1	1	1
3	1	1	1	1	1	1	1
4	1	1	1	1	1	1	1
5	1	1	1	1	1	1	1
6	1	1	1	1	1	1	1
7	1	1	1	1	1	1	1
8	1	2	1	1	1	1	1
9	1	1	1	1	1	1	1
10	1	1	1	1	1	1	2
11	1	1	1	1	2	2	2
12	1	1	1	1	2	2	2
13	2	1	1	1	2	2	2
14	2	2	2	2	2	2	2
15	2	2	2	2	2	2	2
16	2	2	2	2	2	2	2
17	2	2	2	2	2	2	2
18	1	1	1	1	2	1	1
19	1	1	1	1	1	1	1
20	1	1	1	1	1	1	1
21	1	1	1	1	1	1	1
22	1	1	1	1	1	1	1
23	1	1	1	1	1	1	1

## I-90 EASTBOUND INTERCHANGES 48 TO 47 (1,300 VEH/HR/LANE)

### LANES REQUIRED TO BE OPEN BY HOUR AND TIME OF DAY

## SPRING SEASON

**MARCH 1 THRU MAY 20**

HR/DAY	MON	TUES	WEDS	THUR	FRI	SAT	SUN
0	1	1	1	1	1	1	1
1	1	1	1	1	1	1	1
2	1	1	1	1	1	1	1
3	1	1	1	1	1	1	1
4	1	1	1	1	1	1	1
5	1	1	1	1	1	1	1
6	1	1	1	1	1	1	1
7	1	1	1	1	1	1	1
8	1	1	1	1	1	1	1
9	1	1	1	1	2	1	1
10	2	1	1	1	2	2	2
11	2	1	1	1	2	2	2
12	2	1	1	2	2	2	2
13	2	1	2	2	2	2	2
14	2	1	2	2	2	2	2
15	2	2	2	2	2	2	2
16	2	2	2	2	2	2	2
17	2	1	2	2	2	2	2
18	1	1	1	2	2	1	2
19	1	1	1	1	1	1	2
20	1	1	1	1	1	1	2
21	1	1	1	1	1	1	1
22	1	1	1	1	1	1	1
23	1	1	1	1	1	1	1

## SUMMER SEASON

**MAY 21 THRU SEPTEMBER 15**

HR/DAY	MON	TUES	WEDS	THUR	FRI	SAT	SUN
0	1	1	1	1	1	1	1
1	1	1	1	1	1	1	1
2	1	1	1	1	1	1	1
3	1	1	1	1	1	1	1
4	1	1	1	1	1	1	1
5	1	1	1	1	1	1	1
6	1	1	1	1	1	1	1
7	2	1	1	2	1	1	1
8	2	1	2	2	2	2	1
9	2	2	2	2	2	2	2
10	2	2	2	2	2	2	2
11	2	2	2	2	2	2	2
12	2	2	2	2	2	2	2
13	2	2	2	2	2	2	2
14	2	2	2	2	2	2	2
15	2	2	2	2	2	2	2
16	2	2	2	2	2	2	2
17	2	2	2	2	2	2	2
18	2	1	2	2	2	2	2
19	1	1	1	1	2	2	2
20	1	1	1	1	1	1	2
21	1	1	1	1	1	1	1
22	1	1	1	1	1	1	1
23	1	1	1	1	1	1	1

LANES REQUIRED TO BE OPEN BY HOUR AND TIME OF DAY

## FALL SEASON

**SEPTEMBER 16 THRU November 30**

HR/DAY	MON	TUES	WEDS	THUR	FRI	SAT	SUN
0	1	1	1	1	1	1	1
1	1	1	1	1	1	1	1
2	1	1	1	1	1	1	1
3	1	1	1	1	1	1	1
4	1	1	1	1	1	1	1
5	1	1	1	1	1	1	1
6	1	1	1	1	1	1	1
7	1	2	1	1	1	1	1
8	1	2	1	1	2	1	1
9	2	2	1	1	2	1	1
10	2	2	1	1	2	2	2
11	2	2	1	2	2	2	2
12	2	2	1	2	2	2	2
13	2	2	2	2	2	2	2
14	2	2	2	2	2	2	2
15	2	2	2	2	2	2	2
16	2	2	2	2	2	2	2
17	2	2	2	2	2	2	2
18	1	1	1	1	2	1	2
19	1	1	1	1	1	1	2
20	2	1	1	1	1	1	2
21	1	1	1	1	1	1	1
22	1	1	1	1	1	1	1
23	1	1	1	1	1	1	1

**WINTER SEAS.**

**DECEMBER 1 THRU February 28**

HR/DAY	MON	TUES	WEDS	THUR	FRI	SAT	SUN
0	1	1	1	1	1	1	1
1	1	1	1	1	1	1	1
2	1	1	1	1	1	1	1
3	1	1	1	1	1	1	1
4	1	1	1	1	1	1	1
5	1	1	1	1	1	1	1
6	1	1	1	1	1	1	1
7	1	1	1	1	1	1	1
8	1	1	1	1	1	1	1
9	1	1	1	1	1	1	1
10	1	1	1	1	1	1	1
11	1	1	1	1	2	2	2
12	1	1	1	2	2	2	2
13	2	2	2	2	2	2	2
14	2	2	2	2	2	2	2
15	2	2	2	2	2	2	2
16	2	2	2	2	2	2	2
17	1	2	1	2	2	1	2
18	1	1	1	1	2	1	2
19	1	1	1	1	1	1	2
20	1	1	1	1	1	1	1
21	1	1	1	1	1	1	1
22	1	1	1	1	1	1	1
23	1	1	1	1	1	1	1

NOTES:

- 1) THE NEW YORK STATE THRUWAY IS A LIMITED ACCESS, HIGH-SPEED, HIGH-VOLUME HIGHWAY. TRAFFIC SHALL BE MAINTAINED IN ACCORDANCE WITH THE *MANUAL ON UNIFORM TRAFFIC CONTROL DEVICES (MUTCD)*, THE *WORK ZONE TRAFFIC CONTROL PLANS*, AND THE *STANDARD SPECIFICATIONS* SECTION 619 AS AMENDED BY THE AUTHORITY.
- 2) LANE CLOSURES ON THE THRUWAY SHALL ONLY BE ALLOWED IN ACCORDANCE WITH THESE TRAFFIC MANAGEMENT TABLE(S), UNLESS INDICATED OTHERWISE IN THE CONTRACT PLANS OR PROPOSAL DOCUMENTS.
- 3) LANE CLOSURE CHARTS SHALL APPLY AS FOLLOWS:
  - 1,150 VEH/HR/LANE: APPLIES TO ALL WORK CONSIDERED DISRUPTIVE TO TRAFFIC.
  - 1,300 VEH/HR/LANE: APPLIES TO ALL WORK NOT CONSIDERED DISRUPTIVE TO TRAFFIC. WORK SHOULD BE ABLE TO BE IMMEDIATELY STOPPED AND LANE CLOSURE(S) REMOVED IN THE EVENT QUEUES, GREATER THAN 1 MILE, DEVELOP.

**Thruway  
Authority**

U.S. CUSTOMARY STANDARD SHEET

LANE CLOSURE CHARTS  
1,300 VEHICLES PER HOUR  
BUFFALO DIVISION  
(SHEET 3 OF 37)

APPROVED MAY 1, 2025

/S/ ROBERT COURNOYER, P.E.  
DIRECTOR HIGHWAY DESIGN  
BUREAU

ISSUED UNDER DB 25-002

**TA 619-36**

I-90 WESTBOUND INTERCHANGES 48 TO 48A (1,300 VEH/HR/LANE)

LANES REQUIRED TO BE OPEN BY HOUR AND TIME OF DAY

SPRING SEASON							
MARCH 1 THRU MAY 20							
HR/DAY	MON	TUES	WEDS	THUR	FRI	SAT	SUN
0	1	1	1	1	1	1	1
1	1	1	1	1	1	1	1
2	1	1	1	1	1	1	1
3	1	1	1	1	1	1	1
4	1	1	1	1	1	1	1
5	1	1	1	1	1	1	1
6	1	1	1	1	1	1	1
7	1	1	1	1	1	1	1
8	1	1	1	1	1	1	1
9	1	1	1	1	2	2	1
10	2	1	1	2	2	2	1
11	2	1	1	2	2	2	2
12	2	1	1	2	2	2	2
13	2	1	1	2	2	2	2
14	2	2	2	2	2	2	2
15	2	2	2	2	2	2	2
16	2	2	2	2	2	2	2
17	2	2	2	2	2	2	2
18	2	1	1	2	2	1	2
19	1	1	1	1	2	1	2
20	1	1	1	1	1	1	2
21	1	1	1	1	1	1	1
22	1	1	1	1	1	1	1
23	1	1	1	1	1	1	1

SUMMER SEASON							
MAY 21 THRU SEPTEMBER 15							
HR/DAY	MON	TUES	WEDS	THUR	FRI	SAT	SUN
0	1	1	1	1	1	1	1
1	1	1	1	1	1	1	1
2	1	1	1	1	1	1	1
3	1	1	1	1	1	1	1
4	1	1	1	1	1	1	1
5	1	1	1	1	1	1	1
6	1	1	1	1	1	1	1
7	2	1	1	1	1	1	1
8	2	2	2	2	2	1	1
9	2	2	2	2	2	2	2
10	2	2	2	2	2	2	2
11	2	2	2	2	2	2	2
12	2	2	2	2	2	2	2
13	2	2	2	2	2	2	2
14	2	2	2	2	2	2	2
15	2	2	2	2	2	2	2
16	2	2	2	2	2	2	2
17	2	2	2	2	2	2	2
18	2	2	2	2	2	2	2
19	2	1	1	1	2	2	2
20	1	1	1	1	2	1	2
21	1	1	1	1	1	1	1
22	1	1	1	1	1	1	1
23	1	1	1	1	1	1	1

LANES REQUIRED TO BE OPEN BY HOUR AND TIME OF DAY

FALL SEASON							
SEPTEMBER 16 THRU November 30							
HR/DAY	MON	TUES	WEDS	THUR	FRI	SAT	SUN
0	1	1	1	1	1	1	1
1	1	1	1	1	1	1	1
2	1	1	1	1	1	1	1
3	1	1	1	1	1	1	1
4	1	1	1	1	1	1	1
5	1	1	1	1	1	1	1
6	1	1	1	1	1	1	1
7	1	1	1	2	1	1	1
8	1	1	1	2	2	1	2
9	1	1	1	2	2	1	2
10	2	1	2	2	2	2	2
11	2	1	2	2	2	2	2
12	2	2	2	2	2	2	2
13	2	2	2	2	2	2	2
14	2	2	2	2	2	2	2
15	2	2	2	2	2	2	2
16	2	2	2	2	2	2	2
17	2	2	2	2	2	2	2
18	2	1	2	2	2	2	2
19	1	1	1	1	2	1	2
20	1	1	1	1	1	1	2
21	1	1	1	1	1	1	1
22	1	1	1	1	1	1	1
23	1	1	1	1	1	1	1

WINTER SEAS.							
DECEMBER 1 THRU February 28							
HR/DAY	MON	TUES	WEDS	THUR	FRI	SAT	SUN
0	1	1	1	1	1	1	1
1	1	1	1	1	1	1	1
2	1	1	1	1	1	1	1
3	1	1	1	1	1	1	1
4	1	1	1	1	1	1	1
5	1	1	1	1	1	1	1
6	1	1	1	1	1	1	1
7	1	1	1	1	1	1	1
8	1	1	1	1	1	1	1
9	1	1	1	1	1	1	1
10	1	1	1	1	1	2	2
11	1	1	1	1	2	2	2
12	2	1	1	1	2	2	2
13	2	2	1	1	2	2	2
14	2	2	2	2	2	2	2
15	2	2	2	2	2	2	2
16	2	2	2	2	2	2	2
17	2	2	2	2	2	2	2
18	1	1	1	1	2	1	1
19	1	1	1	1	1	1	1
20	1	1	1	1	1	1	1
21	1	1	1	1	1	1	1
22	1	1	1	1	1	1	1
23	1	1	1	1	1	1	1

I-90 EASTBOUND INTERCHANGES 48A TO 48 (1,300 VEH/HR/LANE)

LANES REQUIRED TO BE OPEN BY HOUR AND TIME OF DAY

SPRING SEASON							
MARCH 1 THRU MAY 20							
HR/DAY	MON	TUES	WEDS	THUR	FRI	SAT	SUN
0	1	1	1	1	1	1	1
1	1	1	1	1	1	1	1
2	1	1	1	1	1	1	1
3	1	1	1	1	1	1	1
4	1	1	1	1	1	1	1
5	1	1	1	1	1	1	1
6	1	1	1	1	1	1	1
7	1	1	1	1	1	1	1
8	1	1	1	2	2	1	1
9	1	1	1	2	2	2	1
10	2	1	1	2	2	2	2
11	2	1	1	2	2	2	2
12	2	1	2	2	2	2	2
13	2	2	2	2	2	2	2
14	2	2	2	2	2	2	2
15	2	2	2	2	2	2	2
16	2	2	2	2	2	2	2
17	2	2	2	2	2	2	2
18	1	1	1	2	2	1	2
19	1	1	1	1	1	1	2
20	1	1	1	1	1	1	1
21	1	1	1	1	1	1	1
22	1	1	1	1	1	1	1
23	1	1	1	1	1	1	1

SUMMER SEASON							
MAY 21 THRU SEPTEMBER 15							
HR/DAY	MON	TUES	WEDS	THUR	FRI	SAT	SUN
0	1	1	1	1	1	1	1
1	1	1	1	1	1	1	1
2	1	1	1	1	1	1	1
3	1	1	1	1	1	1	1
4	1	1	1	1	1	1	1
5	1	1	1	1	1	1	1
6	1	1	1	1	1	1	1
7	2	1	2	2	2	1	1
8	2	2	2	2	2	2	1
9	2	2	2	2	2	2	2
10	2	2	2	2	2	2	2
11	2	2	2	2	2	2	2
12	2	2	2	2	2	2	2
13	2	2	2	2	2	2	2
14	2	2	2	2	2	2	2
15	2	2	2	2	2	2	2
16	2	2	2	2	2	2	2
17	2	2	2	2	2	2	2
18	2	2	2	2	2	2	2
19	1	1	1	1	2	2	2
20	1	1	1	1	1	2	2
21	1	1	1	1	1	1	1
22	1	1	1	1	1	1	1
23	1	1	1	1	1	1	1

LANES REQUIRED TO BE OPEN BY HOUR AND TIME OF DAY

FALL SEASON							
SEPTEMBER 16 THRU November 30							
HR/DAY	MON	TUES	WEDS	THUR	FRI	SAT	SUN
0	1	1	1	1	1	1	1
1	1	1	1	1	1	1	1
2	1	1	1	1	1	1	1
3	1	1	1	1	1	1	1
4	1	1	1	1	1	1	1
5	1	1	1	1	1	1	1
6	1	1	1	1	1	1	1
7	1	2	2	1	1	1	1
8	2	2	2	2	2	1	1
9	2	2	2	1	2	2	1
10	2	2	2	2	2	2	2
11	2	2	2	2	2	2	2
12	2	2	2	2	2	2	2
13	2	2	2	2	2	2	2
14	2	2	2	2	2	2	2
15	2	2	2	2	2	2	2
16	2	2	2	2	2	2	2
17	2	2	2	2	2	2	2
18	1	2	2	1	2	1	2
19	1	1	1	1	1	1	2
20	1	1	1	1	1	1	2
21	1	1	1	1	1	1	1
22	1	1	1	1	1	1	1
23	1	1	1	1	1	1	1

WINTER SEAS.		DECEMBER 1 THRU February 28					
HR/DAY	MON	TUES	WEDS	THUR	FRI	SAT	SUN
0	1	1	1	1	1	1	1
1	1	1	1	1	1	1	1
2	1	1	1	1	1	1	1
3	1	1	1	1	1	1	1
4	1	1	1	1	1	1	1
5	1	1	1	1	1	1	1
6	1	1	1	1	1	1	1
7	1	1	1	1	1	1	1
8	1	1	1	1	1	1	1
9	1	1	1	1	1	1	1
10	1	1	1	1	2	2	1
11	2	1	2	1	2	2	2
12	2	2	2	2	2	2	2
13	2	2	2	2	2	2	2
14	2	2	2	2	2	2	2
15	2	2	2	2	2	2	2
16	2	2	2	2	2	2	2
17	2	2	2	2	2	1	2
18	1	1	1	1	1	1	2
19	1	1	1	1	1	1	1
20	1	1	1	1	1	1	1
21	1	1	1	1	1	1	1
22	1	1	1	1	1	1	1
23	1	1	1	1	1	1	1

I-90 WESTBOUND INTERCHANGES 48A TO 49 (1,300 VEH/HR/LANE)

LANES REQUIRED TO BE OPEN BY HOUR AND TIME OF DAY

SPRING SEASON							
MARCH 1 THRU MAY 20							
HR/DAY	MON	TUES	WEDS	THUR	FRI	SAT	SUN
0	1	1	1	1	1	1	1
1	1	1	1	1	1	1	1
2	1	1	1	1	1	1	1
3	1	1	1	1	1	1	1
4	1	1	1	1	1	1	1
5	1	1	1	1	1	1	1
6	1	1	1	1	1	1	1
7	2	1	1	1	1	1	1
8	2	2	2	2	1	1	1
9	1	1	1	2	1	1	1
10	1	1	1	2	2	2	1
11	2	1	1	2	2	2	2
12	2	1	1	2	2	2	2
13	2	1	1	2	2	2	2
14	2	1	2	2	2	2	2
15	2	2	2	2	2	2	2
16	2	2	2	2	2	2	2
17	2	2	2	2	2	2	2
18	2	1	2	2	2	1	2
19	1	1	1	1	2	1	2
20	1	1	1	1	1	1	2
21	1	1	1	1	1	1	1
22	1	1	1	1	1	1	1
23	1	1	1	1	1	1	1

SUMMER SEASON							
MAY 21 THRU SEPTEMBER 15							
HR/DAY	MON	TUES	WEDS	THUR	FRI	SAT	SUN
0	1	1	1	1	1	1	1
1	1	1	1	1	1	1	1
2	1	1	1	1	1	1	1
3	1	1	1	1	1	1	1
4	1	1	1	1	1	1	1
5	1	1	1	1	1	1	1
6	1	1	1	1	1	1	1
7	2	1	1	1	1	1	1
8	2	2	2	2	2	1	1
9	2	2	2	2	2	2	1
10	2	2	2	2	2	2	2
11	2	2	2	2	2	2	2
12	2	2	2	2	2	2	2
13	2	2	2	2	2	2	2
14	2	2	2	2	2	2	2
15	2	2	2	2	2	2	2
16	2	2	2	2	2	2	2
17	2	2	2	2	2	2	2
18	2	2	2	2	2	2	2
19	2	1	1	2	2	2	2
20	1	1	1	1	2	1	2
21	1	1	1	1	1	1	2
22	1	1	1	1	1	1	1
23	1	1	1	1	1	1	1

LANES REQUIRED TO BE OPEN BY HOUR AND TIME OF DAY

FALL SEASON							
SEPTEMBER 16 THRU November 30							
HR/DAY	MON	TUES	WEDS	THUR	FRI	SAT	SUN
0	1	1	1	1	1	1	1
1	1	1	1	1	1	1	1
2	1	1	1	1	1	1	1
3	1	1	1	1	1	1	1
4	1	1	1	1	1	1	1
5	1	1	1	1	1	1	1
6	1	1	1	1	1	1	1
7	1	1	1	2	1	1	1
8	1	2	2	2	2	1	1
9	1	1	2	2	2	1	2
10	1	1	2	2	2	2	2
11	2	1	2	2	2	2	2
12	2	1	2	2	2	2	2
13	2	2	2	2	2	2	2
14	2	2	2	2	2	2	2
15	2	2	2	2	2	2	2
16	2	2	2	2	2	2	2
17	2	2	2	2	2	2	2
18	2	2	2	2	2	2	2
19	1	1	1	1	2	1	2
20	1	1	1	1	1	1	2
21	1	1	1	1	1	1	1
22	1	1	1	1	1	1	1
23	1	1	1	1	1	1	1

WINTER SEAS.							
DECEMBER 1 THRU February 28							
HR/DAY	MON	TUES	WEDS	THUR	FRI	SAT	SUN
0	1	1	1	1	1	1	1
1	1	1	1	1	1	1	1
2	1	1	1	1	1	1	1
3	1	1	1	1	1	1	1
4	1	1	1	1	1	1	1
5	1	1	1	1	1	1	1
6	1	1	1	1	1	1	1
7	1	1	1	1	1	1	1
8	1	2	2	2	1	1	1
9	1	1	1	1	1	1	1
10	1	1	1	1	1	1	2
11	1	1	1	1	2	2	2
12	1	1	1	1	2	2	1
13	2	1	1	1	2	2	2
14	2	1	2	2	2	2	2
15	2	2	2	2	2	2	2
16	2	2	2	2	2	2	2
17	2	2	2	2	2	2	1
18	1	1	1	1	2	1	1
19	1	1	1	1	1	1	1
20	1	1	1	1	1	1	1
21	1	1	1	1	1	1	1
22	1	1	1	1	1	1	1
23	1	1	1	1	1	1	1

I-90 EASTBOUND INTERCHANGES 49 TO 48A (1,300 VEH/HR/LANE)

LANES REQUIRED TO BE OPEN BY HOUR AND TIME OF DAY

SPRING SEASON							
MARCH 1 THRU MAY 20							
HR/DAY	MON	TUES	WEDS	THUR	FRI	SAT	SUN
0	1	1	1	1	1	1	1
1	1	1	1	1	1	1	1
2	1	1	1	1	1	1	1
3	1	1	1	1	1	1	1
4	1	1	1	1	1	1	1
5	1	1	1	1	1	1	1
6	1	1	1	1	1	1	1
7	1	1	1	1	1	1	1
8	1	1	1	1	1	1	1
9	1	1	1	1	1	1	1
10	1	1	1	1	1	1	1
11	1	1	1	1	2	2	2
12	1	1	1	1	2	2	2
13	2	1	1	1	2	2	2
14	2	1	1	2	2	2	2
15	2	2	2	2	2	1	2
16	2	2	2	2	2	1	2
17	2	2	2	2	2	1	2
18	1	1	1	1	1	1	2
19	1	1	1	1	1	1	2
20	1	1	1	1	1	1	1
21	1	1	1	1	1	1	1
22	1	1	1	1	1	1	1
23	1	1	1	1	1	1	1

SUMMER SEASON							
MAY 21 THRU SEPTEMBER 15							
HR/DAY	MON	TUES	WEDS	THUR	FRI	SAT	SUN
0	1	1	1	1	1	1	1
1	1	1	1	1	1	1	1
2	1	1	1	1	1	1	1
3	1	1	1	1	1	1	1
4	1	1	1	1	1	1	1
5	1	1	1	1	1	1	1
6	1	1	1	1	1	1	1
7	1	1	1	1	1	1	1
8	1	1	1	1	2	1	1
9	2	1	1	2	2	2	1
10	2	2	2	2	2	2	2
11	2	2	2	2	2	2	2
12	2	2	2	2	2	2	2
13	2	2	2	2	2	2	2
14	2	2	2	2	2	2	2
15	2	2	2	2	2	2	2
16	2	2	2	2	2	2	2
17	2	2	2	2	2	2	2
18	1	1	1	2	2	1	2
19	1	1	1	1	1	1	2
20	1	1	1	1	1	1	1
21	1	1	1	1	1	1	1
22	1	1	1	1	1	1	1
23	1	1	1	1	1	1	1

LANES REQUIRED TO BE OPEN BY HOUR AND TIME OF DAY

FALL SEASON							
SEPTEMBER 16 THRU November 30							
HR/DAY	MON	TUES	WEDS	THUR	FRI	SAT	SUN
0	1	1	1	1	1	1	1
1	1	1	1	1	1	1	1
2	1	1	1	1	1	1	1
3	1	1	1	1	1	1	1
4	1	1	1	1	1	1	1
5	1	1	1	1	1	1	1
6	1	1	1	1	1	1	1
7	1	1	1	1	1	1	1
8	1	1	1	1	1	1	1
9	1	1	1	1	1	1	1
10	1	1	1	1	1	1	1
11	1	1	1	1	1	1	2
12	1	1	1	1	2	1	2
13	1	1	1	1	2	1	2
14	1	2	2	1	2	1	2
15	2	2	2	2	2	1	2
16	2	2	2	2	2	1	2
17	1	2	2	2	2	1	2
18	1	1	1	1	1	1	2
19	1	1	1	1	1	1	2
20	1	1	1	1	1	1	1
21	1	1	1	1	1	1	1
22	1	1	1	1	1	1	1
23	1	1	1	1	1	1	1

WINTER SEAS.		DECEMBER 1 THRU February 28					
HR/DAY	MON	TUES	WEDS	THUR	FRI	SAT	SUN
0	1	1	1	1	1	1	1
1	1	1	1	1	1	1	1
2	1	1	1	1	1	1	1
3	1	1	1	1	1	1	1
4	1	1	1	1	1	1	1
5	1	1	1	1	1	1	1
6	1	1	1	1	1	1	1
7	1	1	1	1	1	1	1
8	1	1	1	1	1	1	1
9	1	1	1	1	1	1	1
10	1	1	1	1	1	1	1
11	1	1	1	1	1	1	1
12	1	1	1	1	1	1	1
13	1	1	1	1	1	1	2
14	1	1	1	1	2	1	1
15	2	2	2	2	2	1	2
16	2	2	2	2	2	1	2
17	1	1	1	2	2	1	2
18	1	1	1	1	1	1	1
19	1	1	1	1	1	1	1
20	1	1	1	1	1	1	1
21	1	1	1	1	1	1	1
22	1	1	1	1	1	1	1
23	1	1	1	1	1	1	1



## I-90 WESTBOUND INTERCHANGES 49 TO 50 (1,300 VEH/HR/LANE)

LANES REQUIRED TO BE OPEN BY HOUR AND TIME OF DAY

## SPRING SEASON

MARCH 1 THRU MAY 20

HR/DAY	MON	TUES	WEDS	THUR	FRI	SAT	SUN
0	1	1	1	1	1	1	1
1	1	1	1	1	1	1	1
2	1	1	1	1	1	1	1
3	1	1	1	1	1	1	1
4	1	1	1	1	1	1	1
5	1	1	1	1	1	1	1
6	1	1	1	1	1	1	1
7	2	2	2	2	2	1	1
8	2	2	2	2	2	1	1
9	2	2	2	2	2	2	1
10	2	2	2	2	2	2	2
11	2	2	2	2	2	2	2
12	2	2	2	2	2	2	2
13	2	2	2	2	2	2	2
14	2	2	2	2	2	2	2
15	2	2	2	2	2	2	2
16	2	2	2	2	2	2	2
17	2	2	2	2	2	2	2
18	2	2	2	2	2	2	2
19	2	1	2	2	2	2	2
20	1	1	1	1	2	1	2
21	1	1	1	1	1	1	1
22	1	1	1	1	1	1	1
23	1	1	1	1	1	1	1

## SUMMER SEASON

**MAY 21 THRU SEPTEMBER 15**

HR/DAY	MON	TUES	WEDS	THUR	FRI	SAT	SUN
0	1	1	1	1	1	1	1
1	1	1	1	1	1	1	1
2	1	1	1	1	1	1	1
3	1	1	1	1	1	1	1
4	1	1	1	1	1	1	1
5	1	1	1	1	1	1	1
6	2	1	1	1	1	1	1
7	2	2	2	2	2	1	1
8	2	2	2	2	2	1	1
9	2	2	2	2	2	2	2
10	2	2	2	2	2	2	2
11	2	2	2	2	2	2	2
12	2	2	2	2	2	2	2
13	2	2	2	2	2	2	2
14	2	2	2	2	2	2	2
15	2	2	2	2	2	2	2
16	2	2	2	2	2	2	2
17	2	2	2	2	2	2	2
18	2	2	2	2	2	2	2
19	2	2	2	2	2	2	2
20	2	1	2	2	2	2	2
21	1	1	1	1	2	2	2
22	1	1	1	1	1	1	1
23	1	1	1	1	1	1	1

### LANES REQUIRED TO BE OPEN BY HOUR AND TIME OF DAY

## FALL SEASON

**SEPTEMBER 16 THRU November 3**

HR/DAY	MON	TUES	WEDS	THUR	FRI	SAT	SUN
0	1	1	1	1	1	1	1
1	1	1	1	1	1	1	1
2	1	1	1	1	1	1	1
3	1	1	1	1	1	1	1
4	1	1	1	1	1	1	1
5	1	1	1	1	1	1	1
6	2	2	2	2	2	1	1
7	2	2	2	2	2	1	1
8	2	2	2	2	2	2	2
9	2	2	2	2	2	2	2
10	2	2	2	2	2	2	2
11	2	2	2	2	2	2	2
12	2	2	2	2	2	2	2
13	2	2	2	2	2	2	2
14	2	2	2	2	2	2	2
15	2	2	2	2	2	2	2
16	2	2	2	2	2	2	2
17	2	2	2	2	2	2	2
18	2	2	2	2	2	2	2
19	2	2	2	2	2	2	2
20	1	1	1	2	2	1	2
21	1	1	1	1	1	1	1
22	1	1	1	1	1	1	1
23	1	1	1	1	1	1	1

## WINTER SEAS

DECEMBER 1 THRU February 2

HR/DAY	MON	TUES	WEDS	THUR	FRI	SAT	SUN
0	1	1	1	1	1	1	1
1	1	1	1	1	1	1	1
2	1	1	1	1	1	1	1
3	1	1	1	1	1	1	1
4	1	1	1	1	1	1	1
5	1	1	1	1	1	1	1
6	1	2	1	1	1	1	1
7	2	2	2	2	2	1	1
8	2	2	2	2	2	1	1
9	2	2	2	2	2	2	1
10	2	2	2	2	2	2	2
11	2	2	2	2	2	2	2
12	2	2	2	2	2	2	2
13	2	2	2	2	2	2	2
14	2	2	2	2	2	2	2
15	2	2	2	2	2	2	2
16	2	2	2	2	2	2	2
17	2	2	2	2	2	2	2
18	2	2	2	2	2	2	2
19	1	1	1	1	2	1	1
20	1	1	1	1	1	1	1
21	1	1	1	1	1	1	1
22	1	1	1	1	1	1	1
23	1	1	1	1	1	1	1

### I-90 EASTBOUND INTERCHANGES 50 TO 49 (1,300 VEH/HR/LANE)

LANES REQUIRED TO BE OPEN BY HOUR AND TIME OF DAY

## SPRING SEASON

**MARCH 1 THRU MAY 2**

HR/DAY	MON	TUES	WEDS	THUR	FRI	SAT	SUN
0	1	1	1	1	1	1	1
1	1	1	1	1	1	1	1
2	1	1	1	1	1	1	1
3	1	1	1	1	1	1	1
4	1	1	1	1	1	1	1
5	1	1	1	1	1	1	1
6	1	1	1	1	1	1	1
7	2	2	2	2	2	1	1
8	2	2	2	2	2	2	1
9	2	2	2	2	2	2	2
10	2	2	2	2	2	2	2
11	2	2	2	2	2	2	2
12	2	2	2	2	2	2	2
13	2	2	2	2	2	2	2
14	2	2	2	2	2	2	2
15	2	2	2	2	2	2	2
16	2	2	2	2	2	2	2
17	2	2	2	2	2	2	2
18	2	2	2	2	2	2	2
19	1	1	1	1	2	1	2
20	1	1	1	1	1	1	2
21	1	1	1	1	1	1	1
22	1	1	1	1	1	1	1
23	1	1	1	1	1	1	1

## SUMMER SEASO

**MAY 21 THRU SEPTEMBER 15**

HR/DAY	MON	TUES	WEDS	THUR	FRI	SAT	SUN
0	1	1	1	1	1	1	1
1	1	1	1	1	1	1	1
2	1	1	1	1	1	1	1
3	1	1	1	1	1	1	1
4	1	1	1	1	1	1	1
5	1	1	1	1	1	1	1
6	2	2	2	2	2	1	1
7	2	2	2	2	2	2	1
8	2	2	2	2	2	2	2
9	2	2	2	2	2	2	2
10	2	2	2	2	2	2	2
11	2	2	2	2	2	2	2
12	2	2	2	2	2	2	2
13	2	2	2	2	2	2	2
14	2	2	2	2	2	2	2
15	2	2	2	2	2	2	2
16	2	2	2	2	2	2	2
17	2	2	2	2	2	2	2
18	2	2	2	2	2	2	2
19	2	2	2	2	2	2	2
20	1	1	1	2	2	2	2
21	1	1	1	1	1	1	1
22	1	1	1	1	1	1	1
23	1	1	1	1	1	1	1

LANES REQUIRED TO BE OPEN BY HOUR AND TIME OF DAY

## FALL SEASON

**SEPTEMBER 16 THRU November**

HR/DAY	MON	TUES	WEDS	THUR	FRI	SAT	SUN
0	1	1	1	1	1	1	1
1	1	1	1	1	1	1	1
2	1	1	1	1	1	1	1
3	1	1	1	1	1	1	1
4	1	1	1	1	1	1	1
5	1	1	1	1	1	1	1
6	2	2	2	2	2	1	1
7	2	2	2	2	2	1	1
8	2	2	2	2	2	2	1
9	2	2	2	2	2	2	2
10	2	2	2	2	2	2	2
11	2	2	2	2	2	2	2
12	2	2	2	2	2	2	2
13	2	2	2	2	2	2	2
14	2	2	2	2	2	2	2
15	2	2	2	2	2	2	2
16	2	2	2	2	2	2	2
17	2	2	2	2	2	2	2
18	2	2	2	2	2	2	2
19	1	1	1	2	2	1	2
20	1	1	1	1	1	1	1
21	1	1	1	1	1	1	1
22	1	1	1	1	1	1	1
23	1	1	1	1	1	1	1

## WINTER SEAS

**DECEMBER 1 THRU February 28**

HR/DAY	MON	TUES	WEDS	THUR	FRI	SAT	SUN
0	1	1	1	1	1	1	1
1	1	1	1	1	1	1	1
2	1	1	1	1	1	1	1
3	1	1	1	1	1	1	1
4	1	1	1	1	1	1	1
5	1	1	1	1	1	1	1
6	1	1	1	1	1	1	1
7	2	2	2	2	2	1	1
8	2	2	2	2	2	1	1
9	2	2	2	2	2	2	1
10	2	2	2	2	2	2	2
11	2	2	2	2	2	2	2
12	2	2	2	2	2	2	2
13	2	2	2	2	2	2	2
14	2	2	2	2	2	2	2
15	2	2	2	2	2	2	2
16	2	2	2	2	2	2	2
17	2	2	2	2	2	2	2
18	2	2	2	2	2	2	2
19	1	1	1	1	1	1	1
20	1	1	1	1	1	1	1
21	1	1	1	1	1	1	1
22	1	1	1	1	1	1	1
23	1	1	1	1	1	1	1

## NOTES

- 1) THE NEW YORK STATE THRUWAY IS A LIMITED ACCESS, HIGH-SPEED, HIGH-VOLUME HIGHWAY. TRAFFIC SHALL BE MAINTAINED IN ACCORDANCE WITH THE *MANUAL ON UNIFORM TRAFFIC CONTROL DEVICES (MUTCD)*, THE *WORK ZONE TRAFFIC CONTROL PLANS*, AND THE *STANDARD SPECIFICATIONS* SECTION 619 AS AMENDED BY THE AUTHORITY.
- 2) LANE CLOSURES ON THE THRUWAY SHALL ONLY BE ALLOWED IN ACCORDANCE WITH THESE TRAFFIC MANAGEMENT TABLE(S), UNLESS INDICATED OTHERWISE IN THE CONTRACT PLANS OR PROPOSAL DOCUMENTS.
- 3) LANE CLOSURE CHARTS SHALL APPLY AS FOLLOWS:
  - 1,150 VEH/HR/LANE: APPLIES TO ALL WORK CONSIDERED DISRUPTIVE TO TRAFFIC.
  - 1,300 VEH/HR/LANE: APPLIES TO ALL WORK NOT CONSIDERED DISRUPTIVE TO TRAFFIC. WORK SHOULD BE ABLE TO BE IMMEDIATELY STOPPED AND LANE CLOSURE(S) REMOVED IN THE EVENT QUEUES, GREATER THAN 1 MILE, DEVELOP.

**Thruway  
Authority**

U.S. CUSTOMARY STANDARD SHEET

LANE CLOSURE CHARTS  
1,300 VEHICLES PER HOUR  
BUFFALO DIVISION  
(SHEET 6 OF 37)

APPROVED MAY 1, 2025

/S/ ROBERT COURNOYER, P.E.  
DIRECTOR HIGHWAY DESIGN  
BUREAU

ISSUED UNDER DB 25-002

**TA 619-36**

### I-90 WESTBOUND INTERCHANGES 50 TO 50A (1,300 VEH/HR/LANE)

### LANES REQUIRED TO BE OPEN BY HOUR AND TIME OF DAY

## SPRING SEASON

MARCH 1 THRU MAY 20

HR/DAY	MON	TUES	WEDS	THUR	FRI	SAT	SUN
0	1	1	1	1	1	1	1
1	1	1	1	1	1	1	1
2	1	1	1	1	1	1	1
3	1	1	1	1	1	1	1
4	1	1	1	1	1	1	1
5	2	2	2	2	2	1	1
6	3	3	3	3	3	1	1
7	3	3	3	3	3	2	1
8	3	3	3	3	3	3	2
9	3	3	3	3	3	3	2
10	3	3	3	3	3	3	3
11	3	3	3	3	3	3	3
12	3	3	3	3	3	3	3
13	3	3	3	3	3	3	3
14	3	3	3	3	3	3	3
15	3	3	3	3	3	3	3
16	3	3	3	3	3	3	3
17	3	3	3	3	3	3	3
18	3	3	3	3	3	3	3
19	3	3	3	3	3	3	3
20	2	2	3	3	3	2	2
21	2	2	2	2	2	2	2
22	2	2	2	2	2	2	1
23	1	1	1	1	2	2	1

## SUMMER SEASON

**MAY 21 THRU SEPTEMBER 15**

HR/DAY	MON	TUES	WEDS	THUR	FRI	SAT	SUN
0	1	1	1	1	1	1	1
1	1	1	1	1	1	1	1
2	1	1	1	1	1	1	1
3	1	1	1	1	1	1	1
4	1	1	1	1	1	1	1
5	2	2	2	2	2	1	1
6	3	3	3	3	3	2	1
7	3	3	3	3	3	2	2
8	3	3	3	3	3	3	2
9	3	3	3	3	3	3	3
10	3	3	3	3	3	3	3
11	3	3	3	3	3	3	3
12	3	3	3	3	3	3	3
13	3	3	3	3	3	3	3
14	3	3	3	3	3	3	3
15	3	3	3	3	3	3	3
16	3	3	3	3	3	3	3
17	3	3	3	3	3	3	3
18	3	3	3	3	3	3	3
19	3	3	3	3	3	3	3
20	3	3	3	3	3	2	2
21	2	2	3	2	2	2	2
22	2	2	2	2	2	2	2
23	1	1	1	1	2	2	1

**LANES REQUIRED TO BE OPEN BY HOUR AND TIME OF DAY**

## FALL SEASON

**SEPTEMBER 16 THRU November 30**

HR/DAY	MON	TUES	WEDS	THUR	FRI	SAT	SUN
0	1	1	1	1	1	1	1
1	1	1	1	1	1	1	1
2	1	1	1	1	1	1	1
3	1	1	1	1	1	1	1
4	1	1	1	1	1	1	1
5	2	2	2	2	2	1	1
6	3	3	3	3	3	2	1
7	3	3	3	3	3	2	2
8	3	3	3	3	3	3	3
9	3	3	3	3	3	3	3
10	3	3	3	3	3	3	3
11	3	3	3	3	3	3	3
12	3	3	3	3	3	3	3
13	3	3	3	3	3	3	3
14	3	3	3	3	3	3	3
15	3	3	3	3	3	3	3
16	3	3	3	3	3	3	3
17	3	3	3	3	3	3	3
18	3	3	3	3	3	3	3
19	3	3	3	3	3	3	2
20	2	2	2	3	3	2	2
21	2	2	2	2	2	2	2
22	2	2	2	2	2	2	1
23	1	1	1	1	2	2	1

## WINTER SEAS.

DECEMBER 1 THRU February 28

HR/DAY	MON	TUES	WEDS	THUR	FRI	SAT	SUN
0	1	1	1	1	1	1	1
1	1	1	1	1	1	1	1
2	1	1	1	1	1	1	1
3	1	1	1	1	1	1	1
4	1	1	1	1	1	1	1
5	2	2	2	2	1	1	1
6	3	3	3	3	3	1	1
7	3	3	3	3	3	2	1
8	3	3	3	3	3	2	2
9	3	3	3	3	3	3	3
10	3	3	3	3	3	3	3
11	3	3	3	3	3	3	3
12	3	3	3	3	3	3	3
13	3	3	3	3	3	3	3
14	3	3	3	3	3	3	3
15	3	3	3	3	3	3	3
16	3	3	3	3	3	3	3
17	3	3	3	3	3	3	3
18	3	3	3	3	3	3	3
19	3	3	3	3	3	3	2
20	2	2	2	2	2	2	2
21	2	2	2	2	2	2	2
22	2	2	2	2	2	2	2
23	1	1	1	1	2	2	1

**I-90 EASTBOUND INTERCHANGES 50A TO 50 (1,300 VEH/HR/LANE)**

### LANES REQUIRED TO BE OPEN BY HOUR AND TIME OF DAY

## SPRING SEASON

MARCH 1 THRU MAY 20

HR/DAY	MON	TUES	WEDS	THUR	FRI	SAT	SUN
0	1	1	1	1	1	1	1
1	1	1	1	1	1	1	1
2	1	1	1	1	1	1	1
3	1	1	1	1	1	1	1
4	1	1	1	1	1	1	1
5	1	1	1	1	1	1	1
6	3	3	3	3	3	1	1
7	3	3	3	3	3	2	1
8	3	3	3	3	3	2	2
9	3	3	3	3	3	3	2
10	3	3	3	3	3	3	2
11	3	3	3	3	3	3	3
12	3	3	3	3	3	3	3
13	3	3	3	3	3	3	3
14	3	3	3	3	3	3	3
15	3	3	3	3	3	3	3
16	3	3	3	3	3	3	3
17	3	3	3	3	3	3	3
18	3	3	3	3	3	3	3
19	2	3	3	3	3	3	3
20	2	2	2	2	2	2	2
21	2	2	2	2	2	2	2
22	2	2	2	2	2	2	1
23	1	1	1	1	2	2	1

## SUMMER SEASON

MAY 21 THRU SEPTEMBER 15

HR/DAY	MON	TUES	WEDS	THUR	FRI	SAT	SUN
0	1	1	1	1	1	1	1
1	1	1	1	1	1	1	1
2	1	1	1	1	1	1	1
3	1	1	1	1	1	1	1
4	1	1	1	1	1	1	1
5	1	1	1	1	1	1	1
6	3	3	3	3	3	1	1
7	3	3	3	3	3	2	1
8	3	3	3	3	3	2	2
9	3	3	3	3	3	2	2
10	3	3	3	3	3	3	2
11	3	3	3	3	3	3	3
12	3	3	3	3	3	3	3
13	3	3	3	3	3	3	3
14	3	3	3	3	3	3	3
15	3	3	3	3	3	3	3
16	3	3	3	3	3	3	3
17	3	3	3	3	3	3	3
18	3	3	3	3	3	3	3
19	2	3	3	3	3	2	3
20	2	2	2	2	2	2	2
21	2	2	2	2	2	2	2
22	2	2	2	2	2	2	2
23	1	1	1	2	2	2	1

### LANES REQUIRED TO BE OPEN BY HOUR AND TIME OF DAY

## FALL SEASON

SEPTEMBER 16 THRU November 30

HR/DAY	MON	TUES	WEDS	THUR	FRI	SAT	SUN
0	1	1	1	1	1	1	1
1	1	1	1	1	1	1	1
2	1	1	1	1	1	1	1
3	1	1	1	1	1	1	1
4	1	1	1	1	1	1	1
5	1	1	1	1	1	1	1
6	3	3	3	3	3	1	1
7	3	3	3	3	3	2	1
8	3	3	3	3	3	2	2
9	3	3	3	3	3	2	2
10	3	3	3	3	3	3	2
11	3	3	3	3	3	3	3
12	3	3	3	3	3	3	3
13	3	3	3	3	3	3	3
14	3	3	3	3	3	3	3
15	3	3	3	3	3	3	3
16	3	3	3	3	3	3	3
17	3	3	3	3	3	3	3
18	3	3	3	3	3	3	3
19	2	3	3	3	3	2	3
20	2	2	2	2	2	2	2
21	2	2	2	2	2	2	2
22	2	2	2	2	2	2	1
23	1	1	1	1	2	2	1

## WINTER SEAS.

DECEMBER 1 THRU February 28

HR/DAY	MON	TUES	WEDS	THUR	FRI	SAT	SUN
0	1	1	1	1	1	1	1
1	1	1	1	1	1	1	1
2	1	1	1	1	1	1	1
3	1	1	1	1	1	1	1
4	1	1	1	1	1	1	1
5	1	1	1	1	1	1	1
6	3	3	3	3	3	1	1
7	3	3	3	3	3	2	1
8	3	3	3	3	3	2	1
9	3	3	3	3	3	2	2
10	3	3	3	3	3	2	2
11	3	3	3	3	3	3	2
12	3	3	3	3	3	3	3
13	3	3	3	3	3	3	3
14	3	3	3	3	3	3	3
15	3	3	3	3	3	3	3
16	3	3	3	3	3	3	3
17	3	3	3	3	3	3	3
18	3	3	3	3	3	3	3
19	2	2	3	3	2	2	2
20	2	2	2	2	2	2	2
21	2	2	2	2	2	2	2
22	2	2	2	2	2	2	2
23	1	1	1	1	2	2	1

NOTES:

- 1) THE NEW YORK STATE THRUWAY IS A LIMITED ACCESS, HIGH-SPEED, HIGH-VOLUME HIGHWAY. TRAFFIC SHALL BE MAINTAINED IN ACCORDANCE WITH THE *MANUAL ON UNIFORM TRAFFIC CONTROL DEVICES (MUTCD)*, THE *WORK ZONE TRAFFIC CONTROL PLANS*, AND THE *STANDARD SPECIFICATIONS* SECTION 619 AS AMENDED BY THE AUTHORITY.
- 2) LANE CLOSURES ON THE THRUWAY SHALL ONLY BE ALLOWED IN ACCORDANCE WITH THESE TRAFFIC MANAGEMENT TABLE(S), UNLESS INDICATED OTHERWISE IN THE CONTRACT PLANS OR PROPOSAL DOCUMENTS.
- 3) LANE CLOSURE CHARTS SHALL APPLY AS FOLLOWS:
  - 1,150 VEH/HR/LANE: APPLIES TO ALL WORK CONSIDERED DISRUPTIVE TO TRAFFIC.
  - 1,300 VEH/HR/LANE: APPLIES TO ALL WORK NOT CONSIDERED DISRUPTIVE TO TRAFFIC. WORK SHOULD BE ABLE TO BE IMMEDIATELY STOPPED AND LANE CLOSURE(S) REMOVED IN THE EVENT QUEUES, GREATER THAN 1 MILE, DEVELOP.

**Thruway  
Authority**

U.S. CUSTOMARY STANDARD SHEET

LANE CLOSURE CHARTS  
1,300 VEHICLES PER HOUR  
BUFFALO DIVISION  
(SHEET 7 OF 37)

APPROVED MAY 1, 2025

/S/ ROBERT COURNOYER, P.E.  
DIRECTOR HIGHWAY DESIGN  
BUREAU

ISSUED UNDER DB 25-002

**TA 619-36**

## I-90 WESTBOUND INTERCHANGES 50A TO 51 (1,300 VEH/HR/LANE)

**LANES REQUIRED TO BE OPEN BY HOUR AND TIME OF DAY**

## SPRING SEASON

MARCH 1 THRU MAY 20

HR/DAY	MON	TUES	WEDS	THUR	FRI	SAT	SUN
0	1	1	1	1	1	1	1
1	1	1	1	1	1	1	1
2	1	1	1	1	1	1	1
3	1	1	1	1	1	1	1
4	1	1	1	1	1	1	1
5	2	2	2	2	2	1	1
6	3	3	3	3	3	2	1
7	3	3	3	3	3	2	1
8	3	3	3	3	3	3	2
9	3	3	3	3	3	3	2
10	3	3	3	3	3	3	3
11	3	3	3	3	3	3	3
12	3	3	3	3	3	3	3
13	3	3	3	3	3	3	3
14	3	3	3	3	3	3	3
15	3	3	3	3	3	3	3
16	3	3	3	3	3	3	3
17	3	3	3	3	3	3	3
18	3	3	3	3	3	3	3
19	3	3	3	3	3	3	3
20	2	2	3	3	2	2	2
21	2	2	2	2	2	2	2
22	2	2	2	2	2	2	1
23	1	1	1	1	2	2	1

## SUMMER SEASON

**MAY 21 THRU SEPTEMBER 15**

HR/DAY	MON	TUES	WEDS	THUR	FRI	SAT	SUN
0	1	1	1	1	1	1	1
1	1	1	1	1	1	1	1
2	1	1	1	1	1	1	1
3	1	1	1	1	1	1	1
4	1	1	1	1	1	1	1
5	2	2	2	2	2	1	1
6	3	3	3	3	3	2	1
7	3	3	3	3	3	2	1
8	3	3	3	3	3	3	2
9	3	3	3	3	3	3	3
10	3	3	3	3	3	3	3
11	3	3	3	3	3	3	3
12	3	3	3	3	3	3	3
13	3	3	3	3	3	3	3
14	3	3	3	3	3	3	3
15	3	3	3	3	3	3	3
16	3	3	3	3	3	3	3
17	3	3	3	3	3	3	3
18	3	3	3	3	3	3	3
19	3	3	3	3	3	3	3
20	2	3	3	3	3	2	2
21	2	2	3	3	2	2	2
22	2	2	2	2	2	2	2
23	1	1	2	2	2	2	1

**LANES REQUIRED TO BE OPEN BY HOUR AND TIME OF DAY**

## FALL SEASON

**SEPTEMBER 16 THRU November 30**

HR/DAY	MON	TUES	WEDS	THUR	FRI	SAT	SUN
0	1	1	1	1	1	1	1
1	1	1	1	1	1	1	1
2	1	1	1	1	1	1	1
3	1	1	1	1	1	1	1
4	1	1	1	1	1	1	1
5	2	2	2	2	2	1	1
6	3	3	3	3	3	2	1
7	3	3	3	3	3	2	2
8	3	3	3	3	3	3	3
9	3	3	3	3	3	3	3
10	3	3	3	3	3	3	3
11	3	3	3	3	3	3	3
12	3	3	3	3	3	3	3
13	3	3	3	3	3	3	3
14	3	3	3	3	3	3	3
15	3	3	3	3	3	3	3
16	3	3	3	3	3	3	3
17	3	3	3	3	3	3	3
18	3	3	3	3	3	3	3
19	3	3	3	3	3	3	2
20	2	2	2	3	3	2	2
21	2	2	2	2	2	2	2
22	2	2	2	2	2	2	1
23	1	1	1	1	2	2	1

**WINTER SEAS.**

**DECEMBER 1 THRU February 28**

HR/DAY	MON	TUES	WEDS	THUR	FRI	SAT	SUN
0	1	1	1	1	1	1	1
1	1	1	1	1	1	1	1
2	1	1	1	1	1	1	1
3	1	1	1	1	1	1	1
4	1	1	1	1	1	1	1
5	2	2	2	2	1	1	1
6	3	3	3	3	3	1	1
7	3	3	3	3	3	2	1
8	3	3	3	3	3	2	2
9	3	3	3	3	3	3	3
10	3	3	3	3	3	3	3
11	3	3	3	3	3	3	3
12	3	3	3	3	3	3	3
13	3	3	3	3	3	3	3
14	3	3	3	3	3	3	3
15	3	3	3	3	3	3	3
16	3	3	3	3	3	3	3
17	3	3	3	3	3	3	3
18	3	3	3	3	3	3	2
19	3	3	3	3	3	3	2
20	2	2	2	3	2	2	2
21	2	2	2	2	2	2	2
22	2	2	2	2	2	2	2
23	1	1	1	1	2	2	1

**I-90 EASTBOUND INTERCHANGES 51 TO 50A (1,300 VEH/HR/LANE)**

### LANES REQUIRED TO BE OPEN BY HOUR AND TIME OF DAY

## SPRING SEASON

MARCH 1 THRU MAY 20

HR/DAY	MON	TUES	WEDS	THUR	FRI	SAT	SUN
0	1	1	1	1	1	1	1
1	1	1	1	1	1	1	1
2	1	1	1	1	1	1	1
3	1	1	1	1	1	1	1
4	1	1	1	1	1	1	1
5	2	1	1	1	1	1	1
6	3	3	3	3	3	1	1
7	3	3	3	3	3	2	1
8	3	3	3	3	3	3	2
9	3	3	3	3	3	3	2
10	3	3	3	3	3	3	3
11	3	3	3	3	3	3	3
12	3	3	3	3	3	3	3
13	3	3	3	3	3	3	3
14	3	3	3	3	3	3	3
15	3	3	3	3	3	3	3
16	3	3	3	3	3	3	3
17	3	3	3	3	3	3	3
18	3	3	3	3	3	3	3
19	3	3	3	3	3	3	3
20	2	2	3	3	2	2	3
21	2	2	2	2	2	3	2
22	2	2	2	2	2	2	2
23	1	1	1	1	2	2	1

## SUMMER SEASON

MAY 21 THRU SEPTEMBER 15

HR/DAY	MON	TUES	WEDS	THUR	FRI	SAT	SUN
0	1	1	1	1	1	1	1
1	1	1	1	1	1	1	1
2	1	1	1	1	1	1	1
3	1	1	1	1	1	1	1
4	1	1	1	1	1	1	1
5	2	2	2	2	2	1	1
6	3	3	3	3	3	2	1
7	3	3	3	3	3	2	1
8	3	3	3	3	3	3	2
9	3	3	3	3	3	3	2
10	3	3	3	3	3	3	3
11	3	3	3	3	3	3	3
12	3	3	3	3	3	3	3
13	3	3	3	3	3	3	3
14	3	3	3	3	3	3	3
15	3	3	3	3	3	3	3
16	3	3	3	3	3	3	3
17	3	3	3	3	3	3	3
18	3	3	3	3	3	3	3
19	3	3	3	3	3	3	3
20	2	3	3	3	3	3	3
21	2	2	2	3	3	3	2
22	2	2	2	2	2	2	2
23	1	1	2	2	2	2	1

### LANES REQUIRED TO BE OPEN BY HOUR AND TIME OF DAY

## FALL SEASON

**SEPTEMBER 16 THRU November 30**

HR/DAY	MON	TUES	WEDS	THUR	FRI	SAT	SUN
0	1	1	1	1	2	1	1
1	1	1	1	1	1	1	1
2	1	1	1	1	1	1	1
3	1	1	1	1	1	1	1
4	1	1	1	1	1	1	1
5	1	1	1	2	1	1	1
6	3	3	3	3	3	1	1
7	3	3	3	3	3	2	1
8	3	3	3	3	3	3	2
9	3	3	3	3	3	3	2
10	3	3	3	3	3	3	3
11	3	3	3	3	3	3	3
12	3	3	3	3	3	3	3
13	3	3	3	3	3	3	3
14	3	3	3	3	3	3	3
15	3	3	3	3	3	3	3
16	3	3	3	3	3	3	3
17	3	3	3	3	3	3	3
18	3	3	3	3	3	3	3
19	3	3	3	3	3	3	3
20	2	2	2	3	2	2	2
21	2	2	2	2	3	2	2
22	2	2	2	2	2	2	1
23	1	1	1	2	2	2	1

**WINTER SEAS.**

**DECEMBER 1 THRU February 28**

HR/DAY	MON	TUES	WEDS	THUR	FRI	SAT	SUN
0	1	1	1	1	1	1	1
1	1	1	1	1	1	1	1
2	1	1	1	1	1	1	1
3	1	1	1	1	1	1	1
4	1	1	1	1	1	1	1
5	1	2	1	1	1	1	1
6	3	3	3	3	3	1	1
7	3	3	3	3	3	2	1
8	3	3	3	3	3	2	1
9	3	3	3	3	3	3	2
10	3	3	3	3	3	3	2
11	3	3	3	3	3	3	3
12	3	3	3	3	3	3	3
13	3	3	3	3	3	3	3
14	3	3	3	3	3	3	3
15	3	3	3	3	3	3	3
16	3	3	3	3	3	3	3
17	3	3	3	3	3	3	3
18	3	3	3	3	3	3	3
19	3	3	3	3	3	3	3
20	2	2	2	2	2	2	2
21	2	2	2	2	2	2	2
22	2	2	2	2	2	2	2
23	1	1	1	1	2	2	1

NOTES:

- 1) THE NEW YORK STATE THRUWAY IS A LIMITED ACCESS, HIGH-SPEED, HIGH-VOLUME HIGHWAY. TRAFFIC SHALL BE MAINTAINED IN ACCORDANCE WITH THE *MANUAL ON UNIFORM TRAFFIC CONTROL DEVICES (MUTCD)*, THE *WORK ZONE TRAFFIC CONTROL PLANS*, AND THE *STANDARD SPECIFICATIONS* SECTION 619 AS AMENDED BY THE AUTHORITY.
- 2) LANE CLOSURES ON THE THRUWAY SHALL ONLY BE ALLOWED IN ACCORDANCE WITH THESE TRAFFIC MANAGEMENT TABLE(S), UNLESS INDICATED OTHERWISE IN THE CONTRACT PLANS OR PROPOSAL DOCUMENTS.
- 3) LANE CLOSURE CHARTS SHALL APPLY AS FOLLOWS:
  - 1,150 VEH/HR/LANE: APPLIES TO ALL WORK CONSIDERED DISRUPTIVE TO TRAFFIC.
  - 1,300 VEH/HR/LANE: APPLIES TO ALL WORK NOT CONSIDERED DISRUPTIVE TO TRAFFIC. WORK SHOULD BE ABLE TO BE IMMEDIATELY STOPPED AND LANE CLOSURE(S) REMOVED IN THE EVENT QUEUES, GREATER THAN 1 MILE, DEVELOP.



# Thruway Authority

U.S. CUSTOMARY STANDARD SHEET

LANE CLOSURE CHARTS  
1,300 VEHICLES PER HOUR  
BUFFALO DIVISION  
(SHEET 8 OF 37)

APPROVED MAY 1, 2025

ISSUED UNDER DB 25-002

/S/ ROBERT COURNOYER, P.E.  
DIRECTOR HIGHWAY DESIGN  
BUREAU

**TA 619-36**

## I-90 WESTBOUND INTERCHANGES 51 TO 52 (1,300 VEH/HR/LANE)

### LANES REQUIRED TO BE OPEN BY HOUR AND TIME OF DAY

## SPRING SEASON

**MARCH 1 THRU MAY 20**

HR/DAY	MON	TUES	WEDS	THUR	FRI	SAT	SUN
0	1	1	1	1	1	1	1
1	1	1	1	1	1	1	1
2	1	1	1	1	1	1	1
3	1	1	1	1	1	1	1
4	1	1	1	1	1	1	1
5	1	1	1	1	1	1	1
6	3	3	3	3	3	1	1
7	3	3	3	3	3	2	1
8	3	3	3	3	3	3	2
9	3	3	3	3	3	3	2
10	3	3	3	3	3	3	3
11	3	3	3	3	3	3	3
12	3	3	3	3	3	3	3
13	3	3	3	3	3	3	3
14	3	3	3	3	3	3	3
15	3	3	3	3	3	3	3
16	3	3	3	3	3	3	3
17	3	3	3	3	3	3	3
18	3	3	3	3	3	3	3
19	3	3	3	3	3	3	2
20	2	3	3	3	3	2	2
21	2	2	2	2	2	2	2
22	2	2	2	2	2	2	1
23	1	1	1	1	2	1	1

## SUMMER SEASON

**MAY 21 THRU SEPTEMBER 15**

HR/DAY	MON	TUES	WEDS	THUR	FRI	SAT	SUN
0	1	1	1	1	1	1	1
1	1	1	1	1	1	1	1
2	1	1	1	1	1	1	1
3	1	1	1	1	1	1	1
4	1	1	1	1	1	1	1
5	2	2	2	2	1	1	1
6	3	3	3	3	3	1	1
7	3	3	3	3	3	2	2
8	3	3	3	3	3	3	2
9	3	3	3	3	3	3	3
10	3	3	3	3	3	3	3
11	3	3	3	3	3	3	3
12	3	3	3	3	3	3	3
13	3	3	3	3	3	3	3
14	3	3	3	3	3	3	3
15	3	3	3	3	3	3	3
16	3	3	3	3	3	3	3
17	3	3	3	3	3	3	3
18	3	3	3	3	3	3	3
19	3	3	3	3	3	3	2
20	3	3	3	3	3	2	2
21	2	2	3	3	2	2	2
22	2	2	2	2	2	2	2
23	1	1	2	2	2	2	1

### LANES REQUIRED TO BE OPEN BY HOUR AND TIME OF DAY

## FALL SEASON

**SEPTEMBER 16 THRU November 30**

HR/DAY	MON	TUES	WEDS	THUR	FRI	SAT	SUN
0	1	1	1	1	1	1	1
1	1	1	1	1	1	1	1
2	1	1	1	1	1	1	1
3	1	1	1	1	1	1	1
4	1	1	1	1	1	1	1
5	1	1	1	2	1	1	1
6	3	3	3	3	3	1	1
7	3	3	3	3	3	2	2
8	3	3	3	3	3	3	3
9	3	3	3	3	3	3	3
10	3	3	3	3	3	3	3
11	3	3	3	3	3	3	3
12	3	3	3	3	3	3	3
13	3	3	3	3	3	3	3
14	3	3	3	3	3	3	3
15	3	3	3	3	3	3	3
16	3	3	3	3	3	3	3
17	3	3	3	3	3	3	3
18	3	3	3	3	3	3	3
19	3	3	3	3	3	3	2
20	2	3	3	3	3	2	2
21	2	2	2	2	2	2	2
22	2	2	2	2	2	2	1
23	1	1	1	2	2	2	1

## WINTER SEAS.

**DECEMBER 1 THRU February 28**

HR/DAY	MON	TUES	WEDS	THUR	FRI	SAT	SUN
0	1	1	1	1	1	1	1
1	1	1	1	1	1	1	1
2	1	1	1	1	1	1	1
3	1	1	1	1	1	1	1
4	1	1	1	1	1	1	1
5	1	1	1	1	1	1	1
6	3	3	3	3	3	1	1
7	3	3	3	3	3	2	1
8	3	3	3	3	3	2	2
9	3	3	3	3	3	3	3
10	3	3	3	3	3	3	3
11	3	3	3	3	3	3	3
12	3	3	3	3	3	3	3
13	3	3	3	3	3	3	3
14	3	3	3	3	3	3	3
15	3	3	3	3	3	3	3
16	3	3	3	3	3	3	3
17	3	3	3	3	3	3	3
18	3	3	3	3	3	3	2
19	3	3	3	3	3	3	2
20	2	2	3	3	2	2	2
21	2	2	2	2	2	2	2
22	2	2	2	2	2	2	2
23	1	1	1	1	2	1	1

## I-90 EASTBOUND INTERCHANGES 52 TO 51 (1,300 VEH/HR/LANE)

### LANES REQUIRED TO BE OPEN BY HOUR AND TIME OF DAY

## SPRING SEASON

**MARCH 1 THRU MAY 20**

HR/DAY	MON	TUES	WEDS	THUR	FRI	SAT	SUN
0	1	1	1	1	1	1	1
1	1	1	1	1	1	1	1
2	1	1	1	1	1	1	1
3	1	1	1	1	1	1	1
4	1	1	1	1	1	1	1
5	2	2	2	2	2	1	1
6	3	3	3	3	3	1	1
7	3	3	3	3	3	2	1
8	3	3	3	3	3	3	2
9	3	3	3	3	3	3	2
10	3	3	3	3	3	3	3
11	3	3	3	3	3	3	3
12	3	3	3	3	3	3	3
13	3	3	3	3	3	3	3
14	3	3	3	3	3	3	3
15	3	3	3	3	3	3	3
16	3	3	3	3	3	3	3
17	3	3	3	3	3	3	3
18	3	3	3	3	3	3	3
19	3	3	3	3	3	3	3
20	2	2	3	2	2	2	3
21	2	2	2	2	2	3	2
22	2	2	2	2	2	2	2
23	1	1	1	1	2	2	1

## SUMMER SEASON

**MAY 21 THRU SEPTEMBER 15**

HR/DAY	MON	TUES	WEDS	THUR	FRI	SAT	SUN
0	1	1	1	1	1	1	1
1	1	1	1	1	1	1	1
2	1	1	1	1	1	1	1
3	1	1	1	1	1	1	1
4	1	1	1	1	1	1	1
5	2	2	2	2	2	1	1
6	3	3	3	3	3	2	1
7	3	3	3	3	3	2	1
8	3	3	3	3	3	2	2
9	3	3	3	3	3	3	2
10	3	3	3	3	3	3	3
11	3	3	3	3	3	3	3
12	3	3	3	3	3	3	3
13	3	3	3	3	3	3	3
14	3	3	3	3	3	3	3
15	3	3	3	3	3	3	3
16	3	3	3	3	3	3	3
17	3	3	3	3	3	3	3
18	3	3	3	3	3	3	3
19	3	3	3	3	3	3	3
20	2	2	3	3	3	3	3
21	2	2	2	3	3	3	2
22	2	2	2	2	3	3	2
23	1	1	2	2	2	2	1

LANES REQUIRED TO BE OPEN BY HOUR AND TIME OF DAY

## FALL SEASON

**SEPTEMBER 16 THRU November 30**

HR/DAY	MON	TUES	WEDS	THUR	FRI	SAT	SUN
0	1	1	1	1	2	1	1
1	1	1	1	1	1	1	1
2	1	1	1	1	1	1	1
3	1	1	1	1	1	1	1
4	1	1	1	1	1	1	1
5	2	2	2	2	2	1	1
6	3	3	3	3	3	1	1
7	3	3	3	3	3	2	1
8	3	3	3	3	3	2	2
9	3	3	3	3	3	3	2
10	3	3	3	3	3	3	3
11	3	3	3	3	3	3	3
12	3	3	3	3	3	3	3
13	3	3	3	3	3	3	3
14	3	3	3	3	3	3	3
15	3	3	3	3	3	3	3
16	3	3	3	3	3	3	3
17	3	3	3	3	3	3	3
18	3	3	3	3	3	3	3
19	2	3	3	3	3	3	3
20	2	2	2	2	2	2	2
21	2	2	2	2	2	2	2
22	2	2	2	2	2	2	1
23	1	1	1	2	2	2	1

**WINTER SEAS.**

**DECEMBER 1 THRU February 28**

HR/DAY	MON	TUES	WEDS	THUR	FRI	SAT	SUN
0	1	1	1	1	1	1	1
1	1	1	1	1	1	1	1
2	1	1	1	1	1	1	1
3	1	1	1	1	1	1	1
4	1	1	1	1	1	1	1
5	2	2	2	2	1	1	1
6	3	3	3	3	3	1	1
7	3	3	3	3	3	2	1
8	3	3	3	3	3	2	1
9	3	3	3	3	3	2	2
10	3	3	3	3	3	3	2
11	3	3	3	3	3	3	3
12	3	3	3	3	3	3	3
13	3	3	3	3	3	3	3
14	3	3	3	3	3	3	3
15	3	3	3	3	3	3	3
16	3	3	3	3	3	3	3
17	3	3	3	3	3	3	3
18	3	3	3	3	3	3	3
19	2	2	3	3	3	3	3
20	2	2	2	2	2	2	2
21	2	2	2	2	2	2	2
22	2	2	2	2	2	2	2
23	1	1	1	1	2	2	1

NOTES:

- 1) THE NEW YORK STATE THRUWAY IS A LIMITED ACCESS, HIGH-SPEED, HIGH-VOLUME HIGHWAY. TRAFFIC SHALL BE MAINTAINED IN ACCORDANCE WITH THE *MANUAL ON UNIFORM TRAFFIC CONTROL DEVICES (MUTCD)*, THE *WORK ZONE TRAFFIC CONTROL PLANS*, AND THE *STANDARD SPECIFICATIONS* SECTION 619 AS AMENDED BY THE AUTHORITY.
- 2) LANE CLOSURES ON THE THRUWAY SHALL ONLY BE ALLOWED IN ACCORDANCE WITH THESE TRAFFIC MANAGEMENT TABLE(S), UNLESS INDICATED OTHERWISE IN THE CONTRACT PLANS OR PROPOSAL DOCUMENTS.
- 3) LANE CLOSURE CHARTS SHALL APPLY AS FOLLOWS:
  - 1,150 VEH/HR/LANE: APPLIES TO ALL WORK CONSIDERED DISRUPTIVE TO TRAFFIC.
  - 1,300 VEH/HR/LANE: APPLIES TO ALL WORK NOT CONSIDERED DISRUPTIVE TO TRAFFIC. WORK SHOULD BE ABLE TO BE IMMEDIATELY STOPPED AND LANE CLOSURE(S) REMOVED IN THE EVENT QUEUES, GREATER THAN 1 MILE, DEVELOP.

**Thruway  
Authority**

U.S. CUSTOMARY STANDARD SHEET

LANE CLOSURE CHARTS  
1,300 VEHICLES PER HOUR  
BUFFALO DIVISION  
(SHEET 9 OF 37)

APPROVED MAY 1, 2025

/S/ ROBERT COURNOYER, P.E.  
DIRECTOR HIGHWAY DESIGN  
BUREAU

ISSUED UNDER DB 25-002

**TA 619-36**

## I-90 WESTBOUND INTERCHANGES 52 TO 52A (1,300 VEH/HR/LANE)

### LANES REQUIRED TO BE OPEN BY HOUR AND TIME OF DAY

## SPRING SEASON

MARCH 1 THRU MAY 20

HR/DAY	MON	TUES	WEDS	THUR	FRI	SAT	SUN
0	1	1	1	1	1	1	1
1	1	1	1	1	1	1	1
2	1	1	1	1	1	1	1
3	1	1	1	1	1	1	1
4	1	1	1	1	1	1	1
5	1	1	1	1	1	1	1
6	3	3	3	3	3	1	1
7	3	3	3	3	3	2	1
8	3	3	3	3	3	2	2
9	3	3	3	3	3	3	2
10	3	3	3	3	3	3	2
11	3	3	3	3	3	3	3
12	3	3	3	3	3	3	3
13	3	3	3	3	3	3	3
14	3	3	3	3	3	3	3
15	3	3	3	3	3	3	3
16	3	3	3	3	3	3	3
17	3	3	3	3	3	3	3
18	3	3	3	3	3	3	3
19	3	3	3	3	3	3	3
20	2	3	3	3	3	2	2
21	2	2	3	3	3	2	2
22	2	2	2	2	2	2	1
23	1	1	1	1	2	2	1

## SUMMER SEASON

MAY 21 THRU SEPTEMBER 15

HR/DAY	MON	TUES	WEDS	THUR	FRI	SAT	SUN
0	1	1	1	1	1	1	1
1	1	1	1	1	1	1	1
2	1	1	1	1	1	1	1
3	1	1	1	1	1	1	1
4	1	1	1	1	1	1	1
5	1	1	2	1	1	1	1
6	3	3	3	3	3	1	1
7	3	3	3	3	3	2	1
8	3	3	3	3	3	3	2
9	3	3	3	3	3	3	3
10	3	3	3	3	3	3	3
11	3	3	3	3	3	3	3
12	3	3	3	3	3	3	3
13	3	3	3	3	3	3	3
14	3	3	3	3	3	3	3
15	3	3	3	3	3	3	3
16	3	3	3	3	3	3	3
17	3	3	3	3	3	3	3
18	3	3	3	3	3	3	3
19	3	3	3	3	3	3	3
20	3	3	3	3	3	3	2
21	2	3	3	3	3	3	2
22	2	2	2	2	2	2	2
23	1	2	2	2	2	2	1

LANES REQUIRED TO BE OPEN BY HOUR AND TIME OF DAY

## FALL SEASON

**SEPTEMBER 16 THRU November 30**

HR/DAY	MON	TUES	WEDS	THUR	FRI	SAT	SUN
0	1	1	1	1	1	1	1
1	1	1	1	1	1	1	1
2	1	1	1	1	1	1	1
3	1	1	1	1	1	1	1
4	1	1	1	1	1	1	1
5	1	1	1	1	1	1	1
6	3	3	3	3	3	1	1
7	3	3	3	3	3	2	1
8	3	3	3	3	3	2	2
9	3	3	3	3	3	3	3
10	3	3	3	3	3	3	3
11	3	3	3	3	3	3	3
12	3	3	3	3	3	3	3
13	3	3	3	3	3	3	3
14	3	3	3	3	3	3	3
15	3	3	3	3	3	3	3
16	3	3	3	3	3	3	3
17	3	3	3	3	3	3	3
18	3	3	3	3	3	3	2
19	3	3	3	3	3	2	2
20	2	2	2	3	2	2	2
21	2	2	2	2	2	2	1
22	2	2	2	2	2	2	1
23	1	1	1	1	2	1	1

**WINTER SEAS.**

**DECEMBER 1 THRU February 28**

HR/DAY	MON	TUES	WEDS	THUR	FRI	SAT	SUN
0	1	1	1	1	1	1	1
1	1	1	1	1	1	1	1
2	1	1	1	1	1	1	1
3	1	1	1	1	1	1	1
4	1	1	1	1	1	1	1
5	1	1	1	1	1	1	1
6	3	3	3	3	3	1	1
7	3	3	3	3	3	2	1
8	3	3	3	3	3	2	2
9	3	3	3	3	3	2	2
10	3	3	3	3	3	3	3
11	3	3	3	3	3	3	3
12	3	3	3	3	3	3	3
13	3	3	3	3	3	3	3
14	3	3	3	3	3	3	3
15	3	3	3	3	3	3	3
16	3	3	3	3	3	3	3
17	3	3	3	3	3	3	3
18	3	3	3	3	3	3	2
19	3	3	3	3	3	2	2
20	2	3	3	2	2	2	2
21	2	2	2	2	2	2	1
22	2	2	2	2	2	2	1
23	1	1	1	1	2	2	1

### I-90 EASTBOUND INTERCHANGES 52A TO 52 (1,300 VEH/HR/LANE)

### LANES REQUIRED TO BE OPEN BY HOUR AND TIME OF DAY

## SPRING SEASON

MARCH 1 THRU MAY 20

HR/DAY	MON	TUES	WEDS	THUR	FRI	SAT	SUN
0	1	1	1	1	1	1	1
1	1	1	1	1	1	1	1
2	1	1	1	1	1	1	1
3	1	1	1	1	1	1	1
4	1	1	1	1	1	1	1
5	2	2	2	2	2	1	1
6	3	3	3	3	3	2	1
7	3	3	3	3	3	2	1
8	3	3	3	3	3	3	2
9	3	3	3	3	3	3	2
10	3	3	3	3	3	3	3
11	3	3	3	3	3	3	3
12	3	3	3	3	3	3	3
13	3	3	3	3	3	3	3
14	3	3	3	3	3	3	3
15	3	3	3	3	3	3	3
16	3	3	3	3	3	3	3
17	3	3	3	3	3	3	3
18	3	3	3	3	3	3	3
19	2	2	3	2	3	2	3
20	2	2	2	2	2	2	2
21	2	2	2	2	2	2	2
22	1	2	1	2	2	2	2
23	1	1	1	1	1	1	1

## SUMMER SEASON

MAY 21 THRU SEPTEMBER 15

HR/DAY	MON	TUES	WEDS	THUR	FRI	SAT	SUN
0	1	1	1	1	1	1	1
1	1	1	1	1	1	1	1
2	1	1	1	1	1	1	1
3	1	1	1	1	1	1	1
4	1	1	1	1	1	1	1
5	2	2	2	2	2	1	1
6	3	3	3	3	3	2	1
7	3	3	3	3	3	2	1
8	3	3	3	3	3	3	2
9	3	3	3	3	3	3	2
10	3	3	3	3	3	3	3
11	3	3	3	3	3	3	3
12	3	3	3	3	3	3	3
13	3	3	3	3	3	3	3
14	3	3	3	3	3	3	3
15	3	3	3	3	3	3	3
16	3	3	3	3	3	3	3
17	3	3	3	3	3	3	3
18	3	3	3	3	3	3	3
19	2	2	3	3	3	3	3
20	2	2	2	2	2	3	3
21	2	2	2	2	2	2	2
22	2	2	2	2	3	2	2
23	1	1	2	2	2	2	1

### LANES REQUIRED TO BE OPEN BY HOUR AND TIME OF DAY

## FALL SEASON

**SEPTEMBER 16 THRU November 30**

HR/DAY	MON	TUES	WEDS	THUR	FRI	SAT	SUN
0	1	1	1	1	2	1	1
1	1	1	1	1	1	1	1
2	1	1	1	1	1	1	1
3	1	1	1	1	1	1	1
4	1	1	1	1	1	1	1
5	2	2	2	2	2	1	1
6	3	3	3	3	3	2	1
7	3	3	3	3	3	2	1
8	3	3	3	3	3	3	2
9	3	3	3	3	3	3	2
10	3	3	3	3	3	3	3
11	3	3	3	3	3	3	3
12	3	3	3	3	3	3	3
13	3	3	3	3	3	3	3
14	3	3	3	3	3	3	3
15	3	3	3	3	3	3	3
16	3	3	3	3	3	3	3
17	3	3	3	3	3	3	3
18	3	3	3	3	3	3	3
19	2	2	2	3	3	3	3
20	2	2	2	3	2	2	2
21	2	2	2	2	2	2	2
22	1	2	2	2	2	2	1
23	1	1	1	2	2	2	1

WINTER SEAS.

**DECEMBER 1 THRU February 28**

HR/DAY	MON	TUES	WEDS	THUR	FRI	SAT	SUN
0	1	1	1	1	1	1	1
1	1	1	1	1	1	1	1
2	1	1	1	1	1	1	1
3	1	1	1	1	1	1	1
4	1	1	1	1	1	1	1
5	2	2	2	2	2	1	1
6	3	3	3	3	3	1	1
7	3	3	3	3	3	2	1
8	3	3	3	3	3	2	2
9	3	3	3	3	3	3	2
10	3	3	3	3	3	3	3
11	3	3	3	3	3	3	3
12	3	3	3	3	3	3	3
13	3	3	3	3	3	3	3
14	3	3	3	3	3	3	3
15	3	3	3	3	3	3	3
16	3	3	3	3	3	3	3
17	3	3	3	3	3	3	3
18	3	3	3	3	3	3	3
19	2	2	2	2	2	2	2
20	2	2	2	2	2	2	2
21	2	2	2	2	2	2	2
22	2	2	2	2	2	2	2
23	1	1	1	1	2	1	1

NOTES:

- 1) THE NEW YORK STATE THRUWAY IS A LIMITED ACCESS, HIGH-SPEED, HIGH-VOLUME HIGHWAY. TRAFFIC SHALL BE MAINTAINED IN ACCORDANCE WITH THE *MANUAL ON UNIFORM TRAFFIC CONTROL DEVICES (MUTCD)*, THE *WORK ZONE TRAFFIC CONTROL PLANS*, AND THE *STANDARD SPECIFICATIONS* SECTION 619 AS AMENDED BY THE AUTHORITY.
- 2) LANE CLOSURES ON THE THRUWAY SHALL ONLY BE ALLOWED IN ACCORDANCE WITH THESE TRAFFIC MANAGEMENT TABLE(S), UNLESS INDICATED OTHERWISE IN THE CONTRACT PLANS OR PROPOSAL DOCUMENTS.
- 3) LANE CLOSURE CHARTS SHALL APPLY AS FOLLOWS:
  - 1,150 VEH/HR/LANE: APPLIES TO ALL WORK CONSIDERED DISRUPTIVE TO TRAFFIC.
  - 1,300 VEH/HR/LANE: APPLIES TO ALL WORK NOT CONSIDERED DISRUPTIVE TO TRAFFIC. WORK SHOULD BE ABLE TO BE IMMEDIATELY STOPPED AND LANE CLOSURE(S) REMOVED IN THE EVENT QUEUES, GREATER THAN 1 MILE, DEVELOP.

**Thruway  
Authority**

U.S. CUSTOMARY STANDARD SHEET

LANE CLOSURE CHARTS  
1,300 VEHICLES PER HOUR  
BUFFALO DIVISION  
(SHEET 10 OF 37)

APPROVED MAY 1, 2025

/S/ ROBERT COURNOYER, P.E.  
DIRECTOR HIGHWAY DESIGN  
BUREAU

ISSUED UNDER DB 25-002

**TA 619-36**

## I-90 WESTBOUND INTERCHANGES 52A TO 53 (1,300 VEH/HR/LANE)

### LANES REQUIRED TO BE OPEN BY HOUR AND TIME OF DAY

## SPRING SEASON

MARCH 1 THRU MAY 20

HR/DAY	MON	TUES	WEDS	THUR	FRI	SAT	SUN
0	1	1	1	1	1	1	1
1	1	1	1	1	1	1	1
2	1	1	1	1	1	1	1
3	1	1	1	1	1	1	1
4	1	1	1	1	1	1	1
5	1	1	1	1	1	1	1
6	3	3	3	3	2	1	1
7	3	3	3	3	3	2	1
8	3	3	3	3	3	2	1
9	3	3	3	3	3	3	2
10	3	3	3	3	3	3	2
11	3	3	3	3	3	3	3
12	3	3	3	3	3	3	3
13	3	3	3	3	3	3	3
14	3	3	3	3	3	3	3
15	3	3	3	3	3	3	3
16	3	3	3	3	3	3	3
17	3	3	3	3	3	3	3
18	3	3	3	3	3	3	3
19	2	3	3	3	3	2	2
20	2	2	3	2	2	2	2
21	2	2	2	2	2	2	2
22	1	1	2	2	2	2	1
23	1	1	1	1	1	1	1

## SUMMER SEASON

**MAY 21 THRU SEPTEMBER 15**

HR/DAY	MON	TUES	WEDS	THUR	FRI	SAT	SUN
0	1	1	1	1	1	1	1
1	1	1	1	1	1	1	1
2	1	1	1	1	1	1	1
3	1	1	1	1	1	1	1
4	1	1	1	1	1	1	1
5	1	1	1	1	1	1	1
6	3	3	3	3	3	1	1
7	3	3	3	3	3	2	1
8	3	3	3	3	3	2	2
9	3	3	3	3	3	3	3
10	3	3	3	3	3	3	3
11	3	3	3	3	3	3	3
12	3	3	3	3	3	3	3
13	3	3	3	3	3	3	3
14	3	3	3	3	3	3	3
15	3	3	3	3	3	3	3
16	3	3	3	3	3	3	3
17	3	3	3	3	3	3	3
18	3	3	3	3	3	3	3
19	3	3	3	3	3	2	2
20	2	2	3	3	2	2	2
21	2	2	2	2	2	2	2
22	2	2	2	2	2	2	1
23	1	1	1	1	2	2	1

LANES REQUIRED TO BE OPEN BY HOUR AND TIME OF DAY

## FALL SEASON

**SEPTEMBER 16 THRU November 30**

HR/DAY	MON	TUES	WEDS	THUR	FRI	SAT	SUN
0	1	1	1	1	1	1	1
1	1	1	1	1	1	1	1
2	1	1	1	1	1	1	1
3	1	1	1	1	1	1	1
4	1	1	1	1	1	1	1
5	1	1	1	1	1	1	1
6	3	3	3	3	3	1	1
7	3	3	3	3	3	2	1
8	3	3	3	3	3	2	3
9	3	3	3	3	3	3	3
10	3	3	3	3	3	3	3
11	3	3	3	3	3	3	3
12	3	3	3	3	3	3	3
13	3	3	3	3	3	3	3
14	3	3	3	3	3	3	3
15	3	3	3	3	3	3	3
16	3	3	3	3	3	3	3
17	3	3	3	3	3	3	3
18	3	3	3	3	3	3	2
19	2	3	3	3	3	2	2
20	2	2	2	2	2	2	2
21	2	2	2	2	2	2	1
22	1	2	2	2	2	2	1
23	1	1	1	1	2	1	1

## WINTER SEAS.

**DECEMBER 1 THRU February 28**

HR/DAY	MON	TUES	WEDS	THUR	FRI	SAT	SUN
0	1	1	1	1	1	1	1
1	1	1	1	1	1	1	1
2	1	1	1	1	1	1	1
3	1	1	1	1	1	1	1
4	1	1	1	1	1	1	1
5	1	1	1	1	1	1	1
6	3	3	3	3	3	1	1
7	3	3	3	3	3	2	1
8	3	3	3	3	3	2	2
9	3	3	3	3	3	2	2
10	3	3	3	3	3	3	3
11	3	3	3	3	3	3	3
12	3	3	3	3	3	3	3
13	3	3	3	3	3	3	3
14	3	3	3	3	3	3	3
15	3	3	3	3	3	3	3
16	3	3	3	3	3	3	3
17	3	3	3	3	3	3	3
18	3	3	3	3	3	3	2
19	3	3	3	3	3	2	2
20	2	2	2	2	2	2	2
21	2	2	2	2	2	2	1
22	2	2	2	2	2	2	1
23	1	1	1	1	2	1	1

### I-90 EASTBOUND INTERCHANGES 53 TO 52A (1,300 VEH/HR/LANE)

### LANES REQUIRED TO BE OPEN BY HOUR AND TIME OF DAY

## SPRING SEASON

MARCH 1 THRU MAY 20

HR/DAY	MON	TUES	WEDS	THUR	FRI	SAT	SUN
0	1	1	1	1	1	1	1
1	1	1	1	1	1	1	1
2	1	1	1	1	1	1	1
3	1	1	1	1	1	1	1
4	1	1	1	1	1	1	1
5	2	2	2	2	2	1	1
6	3	3	3	3	3	1	1
7	3	3	3	3	3	2	1
8	3	3	3	3	3	2	2
9	3	3	3	3	3	3	2
10	3	3	3	3	3	3	3
11	3	3	3	3	3	3	3
12	3	3	3	3	3	3	3
13	3	3	3	3	3	3	3
14	3	3	3	3	3	3	3
15	3	3	3	3	3	3	3
16	3	3	3	3	3	3	3
17	3	3	3	3	3	3	3
18	3	3	3	3	3	3	3
19	2	2	2	2	2	2	3
20	2	2	2	2	2	2	2
21	2	2	2	2	2	2	2
22	2	2	2	2	2	2	2
23	1	1	1	1	2	2	1

## SUMMER SEASON

**MAY 21 THRU SEPTEMBER 15**

HR/DAY	MON	TUES	WEDS	THUR	FRI	SAT	SUN
0	1	1	1	1	1	1	1
1	1	1	1	1	1	1	1
2	1	1	1	1	1	1	1
3	1	1	1	1	1	1	1
4	1	1	1	1	1	1	1
5	2	2	2	2	2	1	1
6	3	3	3	3	3	2	1
7	3	3	3	3	3	2	1
8	3	3	3	3	3	2	2
9	3	3	3	3	3	3	2
10	3	3	3	3	3	3	3
11	3	3	3	3	3	3	3
12	3	3	3	3	3	3	3
13	3	3	3	3	3	3	3
14	3	3	3	3	3	3	3
15	3	3	3	3	3	3	3
16	3	3	3	3	3	3	3
17	3	3	3	3	3	3	3
18	3	3	3	3	3	3	3
19	2	2	2	3	3	3	3
20	2	2	2	2	2	3	3
21	2	2	2	3	2	2	2
22	2	2	2	2	3	2	2
23	2	1	2	2	2	2	1

### LANES REQUIRED TO BE OPEN BY HOUR AND TIME OF DAY

## FALL SEASON

**SEPTEMBER 16 THRU November 30**

HR/DAY	MON	TUES	WEDS	THUR	FRI	SAT	SUN
0	1	1	1	1	2	1	1
1	1	1	1	1	1	1	1
2	1	1	1	1	1	1	1
3	1	1	1	1	1	1	1
4	1	1	1	1	1	1	1
5	2	2	2	2	2	1	1
6	3	3	3	3	3	1	1
7	3	3	3	3	3	2	1
8	3	3	3	3	3	2	2
9	3	3	3	3	3	3	2
10	3	3	3	3	3	3	3
11	3	3	3	3	3	3	3
12	3	3	3	3	3	3	3
13	3	3	3	3	3	3	3
14	3	3	3	3	3	3	3
15	3	3	3	3	3	3	3
16	3	3	3	3	3	3	3
17	3	3	3	3	3	3	3
18	3	3	3	3	3	3	3
19	2	2	3	3	3	2	3
20	2	2	2	2	2	2	2
21	2	2	2	2	2	2	2
22	2	2	2	2	2	2	1
23	1	1	1	2	2	2	1

## WINTER SEAS

**DECEMBER 1 THRU February 28**

HR/DAY	MON	TUES	WEDS	THUR	FRI	SAT	SUN
0	1	1	1	1	1	1	1
1	1	1	1	1	1	1	1
2	1	1	1	1	1	1	1
3	1	1	1	1	1	1	1
4	1	1	1	1	1	1	1
5	2	2	2	2	1	1	1
6	3	3	3	3	3	1	1
7	3	3	3	3	3	2	1
8	3	3	3	3	3	2	1
9	3	3	3	3	3	3	2
10	3	3	3	3	3	3	2
11	3	3	3	3	3	3	3
12	3	3	3	3	3	3	3
13	3	3	3	3	3	3	3
14	3	3	3	3	3	3	3
15	3	3	3	3	3	3	3
16	3	3	3	3	3	3	3
17	3	3	3	3	3	3	3
18	3	3	3	3	3	3	3
19	2	2	2	2	2	2	2
20	2	2	2	2	2	2	2
21	2	2	2	2	2	2	2
22	2	2	2	2	2	2	2
23	1	1	1	1	2	1	1

NOTES:

- 1) THE NEW YORK STATE THRUWAY IS A LIMITED ACCESS, HIGH-SPEED, HIGH-VOLUME HIGHWAY. TRAFFIC SHALL BE MAINTAINED IN ACCORDANCE WITH THE *MANUAL ON UNIFORM TRAFFIC CONTROL DEVICES (MUTCD)*, THE *WORK ZONE TRAFFIC CONTROL PLANS*, AND THE *STANDARD SPECIFICATIONS* SECTION 619 AS AMENDED BY THE AUTHORITY.
- 2) LANE CLOSURES ON THE THRUWAY SHALL ONLY BE ALLOWED IN ACCORDANCE WITH THESE TRAFFIC MANAGEMENT TABLE(S), UNLESS INDICATED OTHERWISE IN THE CONTRACT PLANS OR PROPOSAL DOCUMENTS.
- 3) LANE CLOSURE CHARTS SHALL APPLY AS FOLLOWS:
  - 1,150 VEH/HR/LANE: APPLIES TO ALL WORK CONSIDERED DISRUPTIVE TO TRAFFIC.
  - 1,300 VEH/HR/LANE: APPLIES TO ALL WORK NOT CONSIDERED DISRUPTIVE TO TRAFFIC. WORK SHOULD BE ABLE TO BE IMMEDIATELY STOPPED AND LANE CLOSURE(S) REMOVED IN THE EVENT QUEUES, GREATER THAN 1 MILE, DEVELOP.

**Thruway  
Authority**

U.S. CUSTOMARY STANDARD SHEET

LANE CLOSURE CHARTS  
1,300 VEHICLES PER HOUR  
BUFFALO DIVISION  
(SHEET 11 OF 37)

APPROVED MAY 1, 2025

/S/ ROBERT COURNOYER, P.E.  
DIRECTOR HIGHWAY DESIGN  
BUREAU

ISSUED UNDER DB 25-002

**TA 619-36**

## I-90 WESTBOUND INTERCHANGES 53 TO 54 (1,300 VEH/HR/LANE)

### LANES REQUIRED TO BE OPEN BY HOUR AND TIME OF DAY

## SPRING SEASON

MARCH 1 THRU MAY 20

HR/DAY	MON	TUES	WEDS	THUR	FRI	SAT	SUN
0	1	1	1	1	1	1	1
1	1	1	1	1	1	1	1
2	1	1	1	1	1	1	1
3	1	1	1	1	1	1	1
4	1	1	1	1	1	1	1
5	1	1	1	1	1	1	1
6	3	2	2	2	2	1	1
7	4	4	4	4	4	2	1
8	4	4	4	4	4	3	2
9	3	3	3	3	3	3	2
10	3	3	3	3	3	3	3
11	3	3	3	3	4	4	3
12	3	3	3	3	4	4	3
13	3	3	4	4	4	4	3
14	4	4	4	4	4	4	3
15	4	4	4	4	4	4	3
16	4	4	4	4	4	4	3
17	4	4	4	4	4	3	3
18	4	4	4	4	4	3	3
19	3	3	3	3	3	2	3
20	2	3	3	3	3	2	2
21	2	2	3	2	2	2	2
22	2	2	2	2	2	2	2
23	1	1	2	2	2	2	1

## SUMMER SEASO

**MAY 21 THRU SEPTEMBER 15**

HR/DAY	MON	TUES	WEDS	THUR	FRI	SAT	SUN
0	1	1	1	1	1	2	1
1	1	1	1	1	1	1	1
2	1	1	1	1	1	1	1
3	1	1	1	1	1	1	1
4	1	1	1	1	1	1	1
5	1	1	1	1	1	1	1
6	3	2	2	2	2	2	1
7	4	4	4	4	4	2	2
8	4	4	4	4	4	3	2
9	3	3	3	3	4	3	3
10	3	3	3	3	4	4	3
11	4	3	4	4	4	4	4
12	4	4	4	4	4	4	4
13	4	4	4	4	4	4	4
14	4	4	4	4	4	4	4
15	4	4	4	4	4	4	4
16	4	4	4	4	4	4	4
17	4	4	4	4	4	4	3
18	4	4	4	4	4	3	3
19	3	3	3	3	3	3	3
20	3	3	3	3	3	2	2
21	2	2	3	3	3	2	2
22	2	2	2	2	2	2	2
23	2	2	2	2	2	2	1

### LANES REQUIRED TO BE OPEN BY HOUR AND TIME OF DAY

## FALL SEASON

**SEPTEMBER 16 THRU November 3**

HR/DAY	MON	TUES	WEDS	THUR	FRI	SAT	SUN
0	1	1	1	1	1	1	1
1	1	1	1	1	1	1	1
2	1	1	1	1	1	1	1
3	1	1	1	1	1	1	1
4	1	1	1	1	1	1	1
5	1	1	1	1	1	1	1
6	2	2	2	3	2	1	1
7	4	4	4	4	4	2	2
8	4	4	4	4	4	3	3
9	3	3	3	3	3	3	4
10	3	3	3	3	3	4	4
11	3	3	3	3	4	4	4
12	3	3	4	3	4	4	4
13	4	4	4	4	4	4	3
14	4	4	4	4	4	4	3
15	4	4	4	4	4	4	3
16	4	4	4	4	4	4	3
17	4	4	4	4	4	3	3
18	4	4	4	4	4	3	3
19	3	3	3	3	3	3	2
20	2	3	3	3	3	2	2
21	2	2	2	3	3	2	2
22	2	2	2	2	3	2	1
23	1	1	2	1	2	2	1

## WINTER SEAS

DECEMBER 1 THRU February 2

HR/DAY	MON	TUES	WEDS	THUR	FRI	SAT	SUN
0	1	1	1	1	1	1	1
1	1	1	1	1	1	1	1
2	1	1	1	1	1	1	1
3	1	1	1	1	1	1	1
4	1	1	1	1	1	1	1
5	1	1	1	1	1	1	1
6	2	2	2	2	2	1	1
7	4	4	4	4	4	2	1
8	4	4	4	4	4	2	2
9	3	3	3	3	3	3	3
10	3	3	3	3	3	3	3
11	3	3	3	3	3	3	3
12	3	4	4	3	4	4	3
13	4	4	4	3	4	4	3
14	4	4	4	4	4	4	3
15	4	4	4	4	4	4	3
16	4	4	4	4	4	4	3
17	4	4	4	4	4	3	3
18	4	4	4	4	4	3	2
19	3	3	3	3	3	2	2
20	2	3	3	3	3	2	2
21	2	3	2	2	3	2	2
22	2	2	2	2	3	2	2
23	1	2	2	2	2	2	1

## I-90 EASTBOUND INTERCHANGES 54 TO 53 (1,300 VEH/HR/LANE)

LANES REQUIRED TO BE OPEN BY HOUR AND TIME OF DAY

## SPRING SEASON

MARCH 1 THRU MAY 20

HR/DAY	MON	TUES	WEDS	THUR	FRI	SAT	SUN
0	1	1	1	1	1	1	1
1	1	1	1	1	1	1	1
2	1	1	1	1	1	1	1
3	1	1	1	1	1	1	1
4	1	1	1	1	1	1	1
5	2	2	2	2	2	1	1
6	4	4	4	4	4	2	1
7	4	4	4	4	4	2	1
8	4	4	4	4	4	3	2
9	4	4	4	4	4	3	2
10	3	3	3	3	3	3	3
11	3	3	3	3	3	3	3
12	3	3	3	3	4	4	4
13	3	3	3	3	4	4	4
14	4	4	4	4	4	4	4
15	4	4	4	4	4	4	4
16	4	4	4	4	4	3	4
17	4	4	4	4	4	4	3
18	3	3	4	3	4	3	3
19	3	2	3	3	3	3	3
20	2	2	2	2	2	2	3
21	2	2	2	2	2	2	2
22	1	1	2	2	2	2	2
23	1	1	1	1	1	2	1

## SUMMER SEASO

**MAY 21 THRU SEPTEMBER 15**

HR/DAY	MON	TUES	WEDS	THUR	FRI	SAT	SUN
0	1	1	1	1	1	1	1
1	1	1	1	1	1	1	1
2	1	1	1	1	1	1	1
3	1	1	1	1	1	1	1
4	1	1	1	1	1	1	1
5	2	2	2	2	2	1	1
6	4	4	4	4	4	2	1
7	4	4	4	4	4	2	1
8	4	4	4	4	4	3	2
9	4	4	4	4	4	3	2
10	4	3	4	4	4	3	3
11	4	3	4	4	4	4	3
12	4	4	4	4	4	4	4
13	4	3	4	4	4	4	4
14	4	4	4	4	4	4	4
15	4	4	4	4	4	4	4
16	4	4	4	4	4	4	4
17	4	4	4	4	4	4	4
18	3	3	4	4	4	3	4
19	3	3	3	3	3	3	3
20	2	2	3	3	3	3	3
21	2	2	2	3	3	3	3
22	2	2	2	3	3	3	2
23	1	1	2	2	2	2	2

LANES REQUIRED TO BE OPEN BY HOUR AND TIME OF DAY

## FALL SEASO

**SEPTEMBER 16 THRU November**

HR/DAY	MON	TUES	WEDS	THUR	FRI	SAT	SUN
0	1	1	1	1	2	1	2
1	1	1	1	1	1	1	2
2	1	1	1	1	1	1	2
3	2	1	1	1	1	1	2
4	2	1	1	1	1	1	2
5	2	2	2	2	2	1	2
6	4	4	4	4	4	2	2
7	4	4	4	4	4	2	2
8	4	4	4	4	4	3	2
9	4	4	4	4	4	3	2
10	4	3	3	4	4	3	3
11	4	3	3	3	4	4	3
12	4	3	3	3	4	4	4
13	4	3	3	3	4	4	4
14	4	4	4	4	4	4	4
15	4	4	4	4	4	4	4
16	4	4	4	4	4	4	4
17	4	4	4	4	4	4	4
18	4	3	3	4	4	4	4
19	3	3	3	3	3	3	4
20	2	2	2	3	2	2	3
21	2	2	2	2	2	2	2
22	2	1	2	2	2	2	2
23	2	1	1	2	2	2	2

## WINTER SEAS

**DECEMBER 1 THRU February 2**

HR/DAY	MON	TUES	WEDS	THUR	FRI	SAT	SUN
0	1	1	1	1	1	1	1
1	1	1	1	1	1	1	1
2	1	1	1	1	1	1	1
3	1	1	2	1	1	1	1
4	1	1	2	1	1	1	1
5	2	2	3	2	2	1	1
6	4	4	4	4	4	2	1
7	4	4	4	4	4	2	1
8	4	4	4	4	4	2	1
9	4	4	4	4	4	3	2
10	3	3	3	3	4	3	2
11	3	3	3	3	4	3	3
12	4	3	3	3	4	3	3
13	4	3	3	3	4	3	3
14	4	4	4	4	4	4	3
15	4	4	4	4	4	4	4
16	4	4	4	4	4	4	4
17	4	4	4	4	4	4	4
18	3	3	3	3	4	3	3
19	2	2	2	2	3	2	2
20	2	2	2	2	2	2	2
21	2	2	2	2	2	2	2
22	2	2	2	2	2	2	2
23	1	1	1	1	1	2	1

## NOTES

- 1) THE NEW YORK STATE THRUWAY IS A LIMITED ACCESS, HIGH-SPEED, HIGH-VOLUME HIGHWAY. TRAFFIC SHALL BE MAINTAINED IN ACCORDANCE WITH THE *MANUAL ON UNIFORM TRAFFIC CONTROL DEVICES (MUTCD)*, THE *WORK ZONE TRAFFIC CONTROL PLANS*, AND THE *STANDARD SPECIFICATIONS* SECTION 619 AS AMENDED BY THE AUTHORITY.
- 2) LANE CLOSURES ON THE THRUWAY SHALL ONLY BE ALLOWED IN ACCORDANCE WITH THESE TRAFFIC MANAGEMENT TABLE(S), UNLESS INDICATED OTHERWISE IN THE CONTRACT PLANS OR PROPOSAL DOCUMENTS.
- 3) LANE CLOSURE CHARTS SHALL APPLY AS FOLLOWS:
  - 1,150 VEH/HR/LANE: APPLIES TO ALL WORK CONSIDERED DISRUPTIVE TO TRAFFIC.
  - 1,300 VEH/HR/LANE: APPLIES TO ALL WORK NOT CONSIDERED DISRUPTIVE TO TRAFFIC. WORK SHOULD BE ABLE TO BE IMMEDIATELY STOPPED AND LANE CLOSURE(S) REMOVED IN THE EVENT QUEUES, GREATER THAN 1 MILE, DEVELOP.

**Thruway  
Authority**

U.S. CUSTOMARY STANDARD SHEET

LANE CLOSURE CHARTS  
1,300 VEHICLES PER HOUR  
BUFFALO DIVISION  
(SHEET 12 OF 37)

APPROVED MAY 1, 2025

/S/ ROBERT COURNOYER, P.E.  
DIRECTOR HIGHWAY DESIGN  
BUREAU

ISSUED UNDER DB 25-002

**TA 619-36**

I-90 WESTBOUND INTERCHANGES 54 TO 55 (1,300 VEH/HR/LANE)

LANES REQUIRED TO BE OPEN BY HOUR AND TIME OF DAY

SPRING SEASON MARCH 1 THRU MAY 20							
HR/DAY	MON	TUES	WEDS	THUR	FRI	SAT	SUN
0	1	1	1	1	1	1	1
1	1	1	1	1	1	1	1
2	1	1	1	1	1	1	1
3	1	1	1	1	1	1	1
4	1	1	1	1	1	1	1
5	1	1	1	1	1	1	1
6	3	3	3	3	3	1	1
7	3	3	3	3	3	2	1
8	3	3	3	3	3	2	1
9	2	2	3	3	3	2	2
10	2	2	2	3	3	3	2
11	3	3	3	3	3	3	3
12	3	3	3	3	3	3	3
13	3	3	3	3	3	3	3
14	3	3	3	3	3	3	3
15	3	3	3	3	3	3	3
16	3	3	3	3	3	3	3
17	3	3	3	3	3	3	2
18	3	3	3	3	3	2	2
19	2	2	2	2	2	2	2
20	2	2	2	2	2	2	2
21	2	2	2	2	2	2	1
22	1	1	2	2	2	2	1
23	1	1	1	1	1	1	1

SUMMER SEASON MAY 21 THRU SEPTEMBER 15							
HR/DAY	MON	TUES	WEDS	THUR	FRI	SAT	SUN
0	1	1	1	1	1	1	1
1	1	1	1	1	1	1	1
2	1	1	1	1	1	1	1
3	1	1	1	1	1	1	1
4	1	1	1	1	1	1	1
5	1	1	1	1	1	1	1
6	3	3	3	3	3	1	1
7	3	3	3	3	3	2	1
8	3	3	3	3	3	2	2
9	3	3	3	3	3	3	3
10	3	3	3	3	3	3	3
11	3	3	3	3	3	3	3
12	3	3	3	3	3	3	3
13	3	3	3	3	3	3	3
14	3	3	3	3	3	3	3
15	3	3	3	3	3	3	3
16	3	3	3	3	3	3	3
17	3	3	3	3	3	3	3
18	3	3	3	3	3	3	2
19	2	2	2	3	3	2	2
20	2	2	2	2	2	2	2
21	2	2	2	2	2	2	2
22	1	2	2	2	2	2	1
23	1	1	1	1	2	1	1

LANES REQUIRED TO BE OPEN BY HOUR AND TIME OF DAY

FALL SEASON SEPTEMBER 16 THRU November 30							
HR/DAY	MON	TUES	WEDS	THUR	FRI	SAT	SUN
0	1	1	1	1	1	1	1
1	1	1	1	1	1	1	1
2	1	1	1	1	1	1	1
3	1	1	1	1	1	1	1
4	1	1	1	1	1	1	1
5	1	1	1	1	1	1	1
6	3	3	3	3	3	1	1
7	3	3	3	3	3	2	1
8	3	3	3	3	3	2	3
9	2	3	3	3	3	3	3
10	2	3	3	3	3	3	3
11	3	3	3	3	3	3	3
12	3	3	3	3	3	3	3
13	3	3	3	3	3	3	3
14	3	3	3	3	3	3	3
15	3	3	3	3	3	3	3
16	3	3	3	3	3	3	3
17	3	3	3	3	3	3	2
18	3	3	3	3	3	2	2
19	2	2	2	3	3	2	2
20	2	2	2	2	2	2	2
21	2	2	2	2	2	2	1
22	1	2	2	2	2	2	1
23	1	1	1	1	2	1	1

WINTER SEAS. DECEMBER 1 THRU February 28							
HR/DAY	MON	TUES	WEDS	THUR	FRI	SAT	SUN
0	1	1	1	1	1	1	1
1	1	1	1	1	1	1	1
2	1	1	1	1	1	1	1
3	1	1	1	1	1	1	1
4	1	1	1	1	1	1	1
5	1	1	1	1	1	1	1
6	3	3	3	3	3	1	1
7	3	3	3	3	3	2	1
8	3	3	3	3	3	2	2
9	2	3	2	2	3	2	2
10	2	3	2	2	3	3	3
11	3	3	3	3	3	3	3
12	3	3	3	3	3	3	3
13	3	3	3	3	3	3	3
14	3	3	3	3	3	3	3
15	3	3	3	3	3	3	3
16	3	3	3	3	3	3	2
17	3	3	3	3	3	3	2
18	3	3	3	3	3	2	2
19	2	2	2	2	2	2	2
20	2	2	2	2	2	2	2
21	2	2	2	2	2	2	1
22	1	2	2	2	2	2	1
23	1	1	1	1	1	1	1

I-90 EASTBOUND INTERCHANGES 55 TO 54 (1,300 VEH/HR/LANE)

LANES REQUIRED TO BE OPEN BY HOUR AND TIME OF DAY

SPRING SEASON MARCH 1 THRU MAY 20							
HR/DAY	MON	TUES	WEDS	THUR	FRI	SAT	SUN
0	1	1	1	1	1	1	1
1	1	1	1	1	1	1	1
2	1	1	1	1	1	1	1
3	1	1	1	1	1	1	1
4	1	1	1	1	1	1	1
5	2	2	2	2	2	1	1
6	3	3	3	3	3	1	1
7	3	3	3	3	3	2	1
8	3	3	3	3	3	2	1
9	3	3	3	3	3	2	2
10	3	3	3	3	3	3	2
11	3	3	3	3	3	3	3
12	3	3	3	3	3	3	3
13	3	3	3	3	3	3	3
14	3	3	3	3	3	3	3
15	3	3	3	3	3	3	3
16	3	3	3	3	3	3	3
17	3	3	3	3	3	3	3
18	3	3	3	3	3	3	3
19	2	2	2	2	3	2	3
20	2	2	2	2	2	2	2
21	2	2	2	2	2	2	2
22	1	1	1	2	2	2	1
23	1	1	1	1	1	1	1

SUMMER SEASON MAY 21 THRU SEPTEMBER 15							
HR/DAY	MON	TUES	WEDS	THUR	FRI	SAT	SUN
0	1	1	1	1	1	1	1
1	1	1	1	1	1	1	1
2	1	1	1	1	1	1	1
3	1	1	1	1	1	1	1
4	1	1	1	1	1	1	1
5	2	2	2	2	2	1	1
6	3	3	3	3	3	1	1
7	3	3	3	3	3	2	1
8	3	3	3	3	3	2	2
9	3	3	3	3	3	2	2
10	3	3	3	3	3	3	2
11	3	3	3	3	3	3	3
12	3	3	3	3	3	3	3
13	3	3	3	3	3	3	3
14	3	3	3	3	3	3	3
15	3	3	3	3	3	3	3
16	3	3	3	3	3	3	3
17	3	3	3	3	3	3	3
18	3	3	3	3	3	3	3
19	2	2	2	2	3	2	3
20	2	2	2	2	2	2	3
21	2	2	2	2	2	2	2
22	2	2	2	2	2	2	2
23	1	1	1	1	2	2	1

LANES REQUIRED TO BE OPEN BY HOUR AND TIME OF DAY

FALL SEASON SEPTEMBER 16 THRU November 30							
HR/DAY	MON	TUES	WEDS	THUR	FRI	SAT	SUN
0	1	1	1	1	2	1	1
1	1	1	1	1	1	1	1
2	1	1	1	1	1	1	1
3	1	1	1	1	1	1	1
4	1	1	1	1	1	1	1
5	2	2	2	2	2	1	1
6	3	3	3	3	3	1	1
7	3	3	3	3	3	2	1
8	3	3	3	3	3	2	1
9	3	3	3	3	3	2	2
10	3	3	3	3	3	3	2
11	3	3	3	3	3	3	3
12	3	3	3	3	3	3	3
13	3	3	3	3	3	3	3
14	3	3	3	3	3	3	3
15	3	3	3	3	3	3	3
16	3	3	3	3	3	3	3
17	3	3	3	3	3	3	3
18	3	3	3	3	3	3	3
19	2	2	2	2	2	2	2
20	2	2	2	2	2	2	2
21	1	2	2	2	2	2	2
22	1	1	1	1	2	2	1
23	1	1	1	2	1	1	1

WINTER SEAS. DECEMBER 1 THRU February 28							
HR/DAY	MON	TUES	WEDS	THUR	FRI	SAT	SUN
0	1	1	1	1	1	1	1
1	1	1	1	1	1	1	1
2	1	1	1	1	1	1	1
3	1	1	1	1	1	1	1
4	1	1	1	1	1	1	1
5	2	2	2	2	2	1	1
6	3	3	3	3	3	1	1
7	3	3	3	3	3	2	1
8	3	3	3	3	3	2	1
9	3	3	3	3	3	2	2
10	3	3	3	3	3	3	2
11	3	3	3	3	3	3	3
12	3	3	3	3	3	3	3
13	3	3	3	3	3	3	3
14	3	3	3	3	3	3	3
15	3	3	3	3	3	3	3
16	3	3	3	3	3	3	3
17	3	3	3	3	3	3	3
18	3	2	3	3	3	3	3
19	2	2	2	2	2	2	2
20	2	2	2	2	2	2	2
21	2	2	2	2	2	2	2
22	1	1	1	1	2	2	1
23	1	1	1	1	1	1	1

NOTES:

- 1) THE NEW YORK STATE THRUWAY IS A LIMITED ACCESS, HIGH-SPEED, HIGH-VOLUME HIGHWAY. TRAFFIC SHALL BE MAINTAINED IN ACCORDANCE WITH THE *MANUAL ON UNIFORM TRAFFIC CONTROL DEVICES (MUTCD)*, THE *WORK ZONE TRAFFIC CONTROL PLANS*, AND THE *STANDARD SPECIFICATIONS* SECTION 619 AS AMENDED BY THE AUTHORITY.
- 2) LANE CLOSURES ON THE THRUWAY SHALL ONLY BE ALLOWED IN ACCORDANCE WITH THESE TRAFFIC MANAGEMENT TABLE(S), UNLESS INDICATED OTHERWISE IN THE CONTRACT PLANS OR PROPOSAL DOCUMENTS.
- 3) LANE CLOSURE CHARTS SHALL APPLY AS FOLLOWS:

- 1,150 VEH/HR/LANE: APPLIES TO ALL WORK CONSIDERED DISRUPTIVE TO TRAFFIC.

- 1,300 VEH/HR/LANE: APPLIES TO ALL WORK NOT CONSIDERED DISRUPTIVE TO TRAFFIC. WORK SHOULD BE ABLE TO BE IMMEDIATELY STOPPED AND LANE CLOSURE(S) REMOVED IN THE EVENT QUEUES, GREATER THAN 1 MILE, DEVELOP.



U.S. CUSTOMARY STANDARD SHEET

LANE CLOSURE CHARTS  
1,300 VEHICLES PER HOUR  
BUFFALO DIVISION  
(SHEET 13 OF 37)

APPROVED MAY 1, 2025



## I-90 WESTBOUND INTERCHANGES 55 TO 56 (1,300 VEH/HR/LANE)

### LANES REQUIRED TO BE OPEN BY HOUR AND TIME OF DAY

## SPRING SEASON

MARCH 1 THRU MAY 20

HR/DAY	MON	TUES	WEDS	THUR	FRI	SAT	SUN
0	1	1	1	1	1	1	1
1	1	1	1	1	1	1	1
2	1	1	1	1	1	1	1
3	1	1	1	1	1	1	1
4	1	1	1	1	1	1	1
5	1	1	1	1	1	1	1
6	1	1	1	1	1	1	1
7	2	2	2	2	2	1	1
8	2	2	2	2	2	2	1
9	2	2	2	2	2	2	1
10	2	2	2	2	2	2	1
11	2	2	2	2	2	2	2
12	2	2	2	2	2	2	2
13	2	2	2	2	2	2	2
14	2	2	2	2	2	2	2
15	2	2	2	2	2	2	2
16	2	2	2	2	2	2	2
17	2	2	2	2	2	2	2
18	2	2	2	2	2	1	1
19	1	1	1	2	2	1	1
20	1	1	1	1	1	1	1
21	1	1	1	1	1	1	1
22	1	1	1	1	1	1	1
23	1	1	1	1	1	1	1

## SUMMER SEASON

**MAY 21 THRU SEPTEMBER 15**

HR/DAY	MON	TUES	WEDS	THUR	FRI	SAT	SUN
0	1	1	1	1	1	1	1
1	1	1	1	1	1	1	1
2	1	1	1	1	1	1	1
3	1	1	1	1	1	1	1
4	1	1	1	1	1	1	1
5	1	1	1	1	1	1	1
6	1	1	1	1	1	1	1
7	2	2	2	2	2	1	1
8	2	2	2	2	2	2	1
9	2	2	2	2	2	2	2
10	2	2	2	2	2	2	2
11	2	2	2	2	2	2	2
12	2	2	2	2	2	2	2
13	2	2	2	2	2	2	2
14	2	2	2	2	2	2	2
15	2	2	2	2	2	2	2
16	2	2	2	2	2	2	2
17	2	2	2	2	2	2	2
18	2	2	2	2	2	2	2
19	1	1	2	2	2	1	2
20	1	1	1	1	1	1	1
21	1	1	1	1	1	1	1
22	1	1	1	1	1	1	1
23	1	1	1	1	1	1	1

### LANES REQUIRED TO BE OPEN BY HOUR AND TIME OF DAY

## FALL SEASON

**SEPTEMBER 16 THRU November 3**

HR/DAY	MON	TUES	WEDS	THUR	FRI	SAT	SUN
0	1	1	1	1	1	1	1
1	1	1	1	1	1	1	1
2	1	1	1	1	1	1	1
3	1	1	1	1	1	1	1
4	1	1	1	1	1	1	1
5	1	1	1	1	1	1	1
6	1	1	1	1	1	1	1
7	2	2	2	2	2	1	1
8	2	2	2	2	2	2	1
9	2	2	2	2	2	2	2
10	2	2	2	2	2	2	2
11	2	2	2	2	2	2	2
12	2	2	2	2	2	2	2
13	2	2	2	2	2	2	2
14	2	2	2	2	2	2	2
15	2	2	2	2	2	2	2
16	2	2	2	2	2	2	2
17	2	2	2	2	2	2	2
18	2	2	2	2	2	2	2
19	1	1	2	1	2	1	1
20	1	1	1	1	1	1	1
21	1	1	1	1	1	1	1
22	1	1	1	1	1	1	1
23	1	1	1	1	1	1	1

## WINTER SEAS

**DECEMBER 1 THRU February 2**

HR/DAY	MON	TUES	WEDS	THUR	FRI	SAT	SUN
0	1	1	1	1	1	1	1
1	1	1	1	1	1	1	1
2	1	1	1	1	1	1	1
3	1	1	1	1	1	1	1
4	1	1	1	1	1	1	1
5	1	1	1	1	1	1	1
6	2	2	2	2	2	1	1
7	2	2	2	2	2	1	1
8	2	2	2	2	2	1	1
9	2	2	2	2	2	2	1
10	2	2	2	2	2	2	1
11	2	2	2	2	2	2	2
12	2	2	2	2	2	2	2
13	2	2	2	2	2	2	2
14	2	2	2	2	2	2	2
15	2	2	2	2	2	2	2
16	2	2	2	2	2	2	2
17	2	2	2	2	2	2	1
18	2	2	2	2	2	1	1
19	1	1	1	1	1	1	1
20	1	1	1	1	1	1	1
21	1	1	1	1	1	1	1
22	1	1	1	1	1	1	1
23	1	1	1	1	1	1	1

## I-90 EASTBOUND INTERCHANGES 56 TO 55 (1,300 VEH/HR/LANE)

LANES REQUIRED TO BE OPEN BY HOUR AND TIME OF DAY

## SPRING SEASON

MARCH 1 THRU MAY 20

HR/DAY	MON	TUES	WEDS	THUR	FRI	SAT	SUN
0	1	1	1	1	1	1	1
1	1	1	1	1	1	1	1
2	1	1	1	1	1	1	1
3	1	1	1	1	1	1	1
4	1	1	1	1	1	1	1
5	1	1	1	1	1	1	1
6	2	2	2	2	2	1	1
7	2	2	2	2	2	1	1
8	2	2	2	2	2	1	1
9	2	2	2	2	2	1	1
10	2	2	2	2	2	2	1
11	2	2	2	2	2	2	2
12	2	2	2	2	2	2	2
13	2	2	2	2	2	2	2
14	2	2	2	2	2	2	2
15	2	2	2	2	2	2	2
16	2	2	2	2	2	2	2
17	2	2	2	2	2	2	2
18	2	2	2	2	2	2	2
19	2	1	1	1	2	1	2
20	1	1	1	1	1	1	2
21	1	1	1	1	1	1	1
22	1	1	1	1	1	1	1
23	1	1	1	1	1	1	1

## SUMMER SEASO

MAY 21 THRU SEPTEMBER 15

HR/DAY	MON	TUES	WEDS	THUR	FRI	SAT	SUN
0	1	1	1	1	1	1	1
1	1	1	1	1	1	1	1
2	1	1	1	1	1	1	1
3	1	1	1	1	1	1	1
4	1	1	1	1	1	1	1
5	1	1	1	1	1	1	1
6	2	2	2	2	2	1	1
7	2	2	2	2	2	1	1
8	2	2	2	2	2	1	1
9	2	2	2	2	2	2	1
10	2	2	2	2	2	2	2
11	2	2	2	2	2	2	2
12	2	2	2	2	2	2	2
13	2	2	2	2	2	2	2
14	2	2	2	2	2	2	2
15	2	2	2	2	2	2	2
16	2	2	2	2	2	2	2
17	2	2	2	2	2	2	2
18	2	2	2	2	2	2	2
19	2	1	2	2	2	2	2
20	1	1	1	2	2	2	2
21	1	1	1	1	2	2	2
22	1	1	1	1	2	1	1
23	1	1	1	1	1	1	1

LANES REQUIRED TO BE OPEN BY HOUR AND TIME OF DAY

## FALL SEASON

**SEPTEMBER 16 THRU November**

HR/DAY	MON	TUES	WEDS	THUR	FRI	SAT	SUN
0	1	1	1	1	1	1	1
1	1	1	1	1	1	1	1
2	1	1	1	1	1	1	1
3	1	1	1	1	1	1	1
4	1	1	1	1	1	1	1
5	1	1	1	1	1	1	1
6	2	2	2	2	2	1	1
7	2	2	2	2	2	1	1
8	2	2	2	2	2	1	1
9	2	2	2	2	2	1	1
10	2	2	2	2	2	2	1
11	2	2	2	2	2	2	2
12	2	2	2	2	2	2	2
13	2	2	2	2	2	2	2
14	2	2	2	2	2	2	2
15	2	2	2	2	2	2	2
16	2	2	2	2	2	2	2
17	2	2	2	2	2	2	2
18	2	2	2	2	2	2	2
19	1	1	1	1	2	1	2
20	1	1	1	1	1	1	1
21	1	1	1	1	1	1	1
22	1	1	1	1	1	1	1
23	1	1	1	1	1	1	1

## WINTER SEAS

**DECEMBER 1 THRU February 28**

HR/DAY	MON	TUES	WEDS	THUR	FRI	SAT	SUN
0	1	1	1	1	1	1	1
1	1	1	1	1	1	1	1
2	1	1	1	1	1	1	1
3	1	1	1	1	1	1	1
4	1	1	1	1	1	1	1
5	1	1	1	1	1	1	1
6	2	2	2	2	2	1	1
7	2	2	2	2	2	1	1
8	2	2	2	2	2	1	1
9	2	2	2	2	2	1	1
10	2	2	2	2	2	1	1
11	2	2	2	2	2	2	1
12	2	2	2	2	2	2	2
13	2	2	2	2	2	2	2
14	2	2	2	2	2	2	2
15	2	2	2	2	2	2	2
16	2	2	2	2	2	2	2
17	2	2	2	2	2	2	2
18	2	1	1	2	2	1	2
19	1	1	1	1	1	1	1
20	1	1	1	1	1	1	1
21	1	1	1	1	1	1	1
22	1	1	1	1	1	1	1
23	1	1	1	1	1	1	1

## NOTES

- 1) THE NEW YORK STATE THRUWAY IS A LIMITED ACCESS, HIGH-SPEED, HIGH-VOLUME HIGHWAY. TRAFFIC SHALL BE MAINTAINED IN ACCORDANCE WITH THE *MANUAL ON UNIFORM TRAFFIC CONTROL DEVICES (MUTCD)*, THE *WORK ZONE TRAFFIC CONTROL PLANS*, AND THE *STANDARD SPECIFICATIONS* SECTION 619 AS AMENDED BY THE AUTHORITY.
- 2) LANE CLOSURES ON THE THRUWAY SHALL ONLY BE ALLOWED IN ACCORDANCE WITH THESE TRAFFIC MANAGEMENT TABLE(S), UNLESS INDICATED OTHERWISE IN THE CONTRACT PLANS OR PROPOSAL DOCUMENTS.
- 3) LANE CLOSURE CHARTS SHALL APPLY AS FOLLOWS:
  - 1,150 VEH/HR/LANE: APPLIES TO ALL WORK CONSIDERED DISRUPTIVE TO TRAFFIC.
  - 1,300 VEH/HR/LANE: APPLIES TO ALL WORK NOT CONSIDERED DISRUPTIVE TO TRAFFIC. WORK SHOULD BE ABLE TO BE IMMEDIATELY STOPPED AND LANE CLOSURE(S) REMOVED IN THE EVENT QUEUES, GREATER THAN 1 MILE, DEVELOP.

**Thruway  
Authority**

U.S. CUSTOMARY STANDARD SHEET

LANE CLOSURE CHARTS  
1,300 VEHICLES PER HOUR  
BUFFALO DIVISION  
(SHEET 14 OF 37)

APPROVED MAY 1, 2025

/S/ ROBERT COURNOYER, P.E.  
DIRECTOR HIGHWAY DESIGN  
BUREAU

ISSUED UNDER DB 25-002

**TA 619-36**

### I-90 WESTBOUND INTERCHANGES 56 TO 57 (1,300 VEH/HR/LANE)

### LANES REQUIRED TO BE OPEN BY HOUR AND TIME OF DAY

## SPRING SEASON

MARCH 1 THRU MAY 20

HR/DAY	MON	TUES	WEDS	THUR	FRI	SAT	SUN
0	1	1	1	1	1	1	1
1	1	1	1	1	1	1	1
2	1	1	1	1	1	1	1
3	1	1	1	1	1	1	1
4	1	1	1	1	1	1	1
5	1	1	1	1	1	1	1
6	1	1	1	1	1	1	1
7	1	1	1	1	1	1	1
8	1	1	1	1	1	1	1
9	1	1	1	1	2	2	1
10	1	1	1	1	2	2	1
11	2	1	1	1	2	2	1
12	2	1	1	1	2	2	2
13	2	1	1	2	2	2	2
14	2	2	2	2	2	1	2
15	2	2	2	2	2	1	2
16	2	2	2	2	2	1	1
17	2	2	2	2	2	1	1
18	1	1	2	2	2	1	1
19	1	1	1	1	1	1	1
20	1	1	1	1	1	1	1
21	1	1	1	1	1	1	1
22	1	1	1	1	1	1	1
23	1	1	1	1	1	1	1

## SUMMER SEASON

MAY 21 THRU SEPTEMBER 15

HR/DAY	MON	TUES	WEDS	THUR	FRI	SAT	SUN
0	1	1	1	1	1	1	1
1	1	1	1	1	1	1	1
2	1	1	1	1	1	1	1
3	1	1	1	1	1	1	1
4	1	1	1	1	1	1	1
5	1	1	1	1	1	1	1
6	1	1	1	1	1	1	1
7	1	1	1	1	1	1	1
8	1	1	1	1	2	1	1
9	2	1	1	2	2	2	1
10	2	2	2	2	2	2	2
11	2	2	2	2	2	2	2
12	2	2	2	2	2	2	2
13	2	2	2	2	2	2	2
14	2	2	2	2	2	2	2
15	2	2	2	2	2	2	2
16	2	2	2	2	2	2	2
17	2	2	2	2	2	2	2
18	2	2	2	2	2	1	2
19	1	1	1	1	2	1	1
20	1	1	1	1	1	1	1
21	1	1	1	1	1	1	1
22	1	1	1	1	1	1	1
23	1	1	1	1	1	1	1

## LANES REQUIRED TO BE OPEN BY HOUR AND TIME OF DAY

## FALL SEASON

**SEPTEMBER 16 THRU November 30**

HR/DAY	MON	TUES	WEDS	THUR	FRI	SAT	SUN
0	1	1	1	1	1	1	1
1	1	1	1	1	1	1	1
2	1	1	1	1	1	1	1
3	1	1	1	1	1	1	1
4	1	1	1	1	1	1	1
5	1	1	1	1	1	1	1
6	1	1	1	1	1	1	1
7	1	1	1	1	1	1	1
8	1	1	1	1	1	1	1
9	1	1	1	2	2	2	1
10	1	1	2	2	2	2	1
11	1	1	2	2	2	2	2
12	1	1	2	2	2	2	2
13	1	1	2	2	2	2	2
14	2	2	2	2	2	2	2
15	2	2	2	2	2	2	2
16	2	2	2	2	2	2	2
17	2	2	2	2	2	1	2
18	1	2	2	2	2	1	1
19	1	1	1	1	1	1	1
20	1	1	1	1	1	1	1
21	1	1	1	1	1	1	1
22	1	1	1	1	1	1	1
23	1	1	1	1	1	1	1

## WINTER SEAS.

DECEMBER 1 THRU February 28

HR/DAY	MON	TUES	WEDS	THUR	FRI	SAT	SUN
0	1	1	1	1	1	1	1
1	1	1	1	1	1	1	1
2	1	1	1	1	1	1	1
3	1	1	1	1	1	1	1
4	1	1	1	1	1	1	1
5	1	1	1	1	1	1	1
6	1	1	1	1	1	1	1
7	1	1	1	1	1	1	1
8	1	1	1	1	1	1	1
9	1	1	1	1	1	1	1
10	1	1	1	1	1	1	1
11	1	1	1	1	1	2	1
12	1	1	1	1	2	2	1
13	1	1	1	1	2	1	1
14	1	2	1	1	2	1	1
15	2	2	2	2	2	1	1
16	2	2	2	2	2	1	1
17	2	2	2	2	2	1	1
18	1	1	1	1	2	1	1
19	1	1	1	1	1	1	1
20	1	1	1	1	1	1	1
21	1	1	1	1	1	1	1
22	1	1	1	1	1	1	1
23	1	1	1	1	1	1	1

### I-90 EASTBOUND INTERCHANGES 57 TO 56 (1,300 VEH/HR/LANE)

LANES REQUIRED TO BE OPEN BY HOUR AND TIME OF DAY

## SPRING SEASON

MARCH 1 THRU MAY 20

HR/DAY	MON	TUES	WEDS	THUR	FRI	SAT	SUN
0	1	1	1	1	1	1	1
1	1	1	1	1	1	1	1
2	1	1	1	1	1	1	1
3	1	1	1	1	1	1	1
4	1	1	1	1	1	1	1
5	1	1	1	1	1	1	1
6	2	2	2	2	2	1	1
7	2	2	2	2	2	1	1
8	2	2	2	2	2	1	1
9	1	1	1	1	1	1	1
10	1	1	1	1	1	1	1
11	1	1	1	1	1	1	1
12	1	1	1	1	2	2	2
13	2	1	1	1	2	2	2
14	2	1	1	2	2	2	2
15	2	2	2	2	2	2	2
16	2	2	2	2	2	2	2
17	2	1	2	2	2	1	2
18	2	1	1	1	2	1	2
19	1	1	1	1	1	1	2
20	1	1	1	1	1	1	1
21	1	1	1	1	1	1	1
22	1	1	1	1	1	1	1
23	1	1	1	1	1	1	1

## SUMMER SEASON

MAY 21 THRU SEPTEMBER 15

HR/DAY	MON	TUES	WEDS	THUR	FRI	SAT	SUN
0	1	1	1	1	1	1	1
1	1	1	1	1	1	1	1
2	1	1	1	1	1	1	1
3	1	1	1	1	1	1	1
4	1	1	1	1	1	1	1
5	1	1	1	1	1	1	1
6	2	2	2	2	2	1	1
7	2	2	2	2	2	1	1
8	2	2	2	2	2	1	1
9	2	1	1	1	1	1	1
10	1	1	1	1	2	2	1
11	2	1	2	2	2	2	2
12	2	2	2	2	2	2	2
13	2	2	2	2	2	2	2
14	2	2	2	2	2	2	2
15	2	2	2	2	2	2	2
16	2	2	2	2	2	2	2
17	2	2	2	2	2	2	2
18	2	1	2	2	2	2	2
19	1	1	1	1	2	1	2
20	1	1	1	1	1	1	2
21	1	1	1	1	1	1	2
22	1	1	1	1	1	1	1
23	1	1	1	1	1	1	1

## LANES REQUIRED TO BE OPEN BY HOUR AND TIME OF DAY

## FALL SEASON

**SEPTEMBER 16 THRU November 3**

HR/DAY	MON	TUES	WEDS	THUR	FRI	SAT	SUN
0	1	1	1	1	1	1	1
1	1	1	1	1	1	1	1
2	1	1	1	1	1	1	1
3	1	1	1	1	1	1	1
4	1	1	1	1	1	1	1
5	1	1	1	1	1	1	1
6	2	2	2	2	2	1	1
7	2	2	2	2	2	1	1
8	2	2	2	2	2	1	1
9	1	1	1	1	1	1	1
10	1	1	1	1	1	1	1
11	1	1	1	1	1	2	2
12	1	1	1	1	1	2	2
13	2	1	1	2	2	2	2
14	2	2	2	2	2	2	2
15	2	2	2	2	2	2	2
16	2	2	2	2	2	2	2
17	2	2	2	2	2	2	2
18	1	1	1	1	2	1	2
19	2	1	1	1	1	1	2
20	1	1	1	1	1	1	1
21	1	1	1	1	1	1	1
22	1	1	1	1	1	1	1
23	1	1	1	1	1	1	1

## WINTER SEAS

**DECEMBER 1 THRU February 28**

HR/DAY	MON	TUES	WEDS	THUR	FRI	SAT	SUN
0	1	1	1	1	1	1	1
1	1	1	1	1	1	1	1
2	1	1	1	1	1	1	1
3	1	1	1	1	1	1	1
4	1	1	1	1	1	1	1
5	1	1	1	1	1	1	1
6	2	2	2	2	2	1	1
7	2	2	2	2	2	1	1
8	2	2	2	2	2	1	1
9	1	1	1	1	1	1	1
10	1	1	1	1	1	1	1
11	1	1	1	1	1	1	1
12	1	1	1	1	1	1	1
13	1	1	1	1	1	1	1
14	2	1	1	1	2	2	1
15	2	2	2	2	2	1	2
16	2	2	2	2	2	1	1
17	1	1	1	2	2	1	1
18	1	1	1	1	1	1	1
19	1	1	1	1	1	1	1
20	1	1	1	1	1	1	1
21	1	1	1	1	1	1	1
22	1	1	1	1	1	1	1
23	1	1	1	1	1	1	1

## NOTES

- 1) THE NEW YORK STATE THRUWAY IS A LIMITED ACCESS, HIGH-SPEED, HIGH-VOLUME HIGHWAY. TRAFFIC SHALL BE MAINTAINED IN ACCORDANCE WITH THE *MANUAL ON UNIFORM TRAFFIC CONTROL DEVICES (MUTCD)*, THE *WORK ZONE TRAFFIC CONTROL PLANS*, AND THE *STANDARD SPECIFICATIONS* SECTION 619 AS AMENDED BY THE AUTHORITY.
- 2) LANE CLOSURES ON THE THRUWAY SHALL ONLY BE ALLOWED IN ACCORDANCE WITH THESE TRAFFIC MANAGEMENT TABLE(S), UNLESS INDICATED OTHERWISE IN THE CONTRACT PLANS OR PROPOSAL DOCUMENTS.
- 3) LANE CLOSURE CHARTS SHALL APPLY AS FOLLOWS:
  - 1,150 VEH/HR/LANE: APPLIES TO ALL WORK CONSIDERED DISRUPTIVE TO TRAFFIC.
  - 1,300 VEH/HR/LANE: APPLIES TO ALL WORK NOT CONSIDERED DISRUPTIVE TO TRAFFIC. WORK SHOULD BE ABLE TO BE IMMEDIATELY STOPPED AND LANE CLOSURE(S) REMOVED IN THE EVENT QUEUES, GREATER THAN 1 MILE, DEVELOP.



# Thruway Authority

U.S. CUSTOMARY STANDARD SHEET

LANE CLOSURE CHARTS  
1,300 VEHICLES PER HOUR  
BUFFALO DIVISION  
(SHEET 15 OF 37)

APPROVED MAY 1, 2025

/S/ ROBERT COURNOYER, P.E.  
DIRECTOR HIGHWAY DESIGN  
BUREAU

ISSUED UNDER DB 25-002

**TA 619-36**

I-90 WESTBOUND INTERCHANGES 57 TO 57A (1,300 VEH/HR/LANE)

LANES REQUIRED TO BE OPEN BY HOUR AND TIME OF DAY

SPRING SEASON MARCH 1 THRU MAY 20							
HR/DAY	MON	TUES	WEDS	THUR	FRI	SAT	SUN
0	1	1	1	1	1	1	1
1	1	1	1	1	1	1	1
2	1	1	1	1	1	1	1
3	1	1	1	1	1	1	1
4	1	1	1	1	1	1	1
5	1	1	1	1	1	1	1
6	1	1	1	1	1	1	1
7	1	1	1	1	1	1	1
8	1	1	1	1	1	1	1
9	1	1	1	1	1	1	1
10	1	1	1	1	2	1	1
11	1	1	1	1	2	1	1
12	1	1	1	1	2	1	1
13	1	1	1	1	2	1	1
14	1	1	1	1	2	1	1
15	1	1	1	1	2	1	1
16	1	1	2	2	2	1	1
17	1	1	1	1	2	1	1
18	1	1	1	1	1	1	1
19	1	1	1	1	1	1	1
20	1	1	1	1	1	1	1
21	1	1	1	1	1	1	1
22	1	1	1	1	1	1	1
23	1	1	1	1	1	1	1

SUMMER SEASON MAY 21 THRU SEPTEMBER 15							
HR/DAY	MON	TUES	WEDS	THUR	FRI	SAT	SUN
0	1	1	1	1	1	1	1
1	1	1	1	1	1	1	1
2	1	1	1	1	1	1	1
3	1	1	1	1	1	1	1
4	1	1	1	1	1	1	1
5	1	1	1	1	1	1	1
6	1	1	1	1	1	1	1
7	1	1	1	1	1	1	1
8	1	1	1	1	1	1	1
9	1	1	1	1	2	2	1
10	2	1	1	2	2	2	2
11	2	1	2	2	2	2	2
12	2	1	2	2	2	2	2
13	2	1	2	2	2	2	2
14	2	1	2	2	2	2	2
15	2	2	2	2	2	2	2
16	2	2	2	2	2	2	2
17	2	1	2	2	2	1	2
18	1	1	1	2	2	1	1
19	1	1	1	1	1	1	1
20	1	1	1	1	1	1	1
21	1	1	1	1	1	1	1
22	1	1	1	1	1	1	1
23	1	1	1	1	1	1	1

LANES REQUIRED TO BE OPEN BY HOUR AND TIME OF DAY

FALL SEASON SEPTEMBER 16 THRU November 30							
HR/DAY	MON	TUES	WEDS	THUR	FRI	SAT	SUN
0	1	1	1	1	1	1	1
1	1	1	1	1	1	1	1
2	1	1	1	1	1	1	1
3	1	1	1	1	1	1	1
4	1	1	1	1	1	1	1
5	1	1	1	1	1	1	1
6	1	1	1	1	1	1	1
7	1	1	1	1	1	1	1
8	1	1	1	1	1	1	1
9	1	1	1	1	1	1	1
10	1	1	1	1	1	1	1
11	1	1	1	1	2	2	2
12	1	1	1	1	2	1	2
13	1	1	1	1	2	1	2
14	1	1	1	1	2	1	2
15	1	1	1	1	2	1	2
16	1	1	2	2	2	1	2
17	1	1	1	2	2	1	2
18	1	1	1	1	2	1	1
19	1	1	1	1	1	1	1
20	1	1	1	1	1	1	1
21	1	1	1	1	1	1	1
22	1	1	1	1	1	1	1
23	1	1	1	1	1	1	1

WINTER SEAS. DECEMBER 1 THRU February 28							
HR/DAY	MON	TUES	WEDS	THUR	FRI	SAT	SUN
0	1	1	1	1	1	1	1
1	1	1	1	1	1	1	1
2	1	1	1	1	1	1	1
3	1	1	1	1	1	1	1
4	1	1	1	1	1	1	1
5	1	1	1	1	1	1	1
6	1	1	1	1	1	1	1
7	1	1	1	1	1	1	1
8	1	1	1	1	1	1	1
9	1	1	1	1	1	1	1
10	1	1	1	1	1	1	1
11	1	1	1	1	1	1	1
12	1	1	1	1	1	1	1
13	1	1	1	1	1	1	1
14	1	1	1	1	1	1	1
15	1	1	1	1	1	1	1
16	1	1	1	1	2	1	1
17	1	1	1	1	1	1	1
18	1	1	1	1	1	1	1
19	1	1	1	1	1	1	1
20	1	1	1	1	1	1	1
21	1	1	1	1	1	1	1
22	1	1	1	1	1	1	1
23	1	1	1	1	1	1	1

I-90 EASTBOUND INTERCHANGES 57A TO 57 (1,300 VEH/HR/LANE)

LANES REQUIRED TO BE OPEN BY HOUR AND TIME OF DAY

SPRING SEASON MARCH 1 THRU MAY 20							
HR/DAY	MON	TUES	WEDS	THUR	FRI	SAT	SUN
0	1	1	1	1	1	1	1
1	1	1	1	1	1	1	1
2	1	1	1	1	1	1	1
3	1	1	1	1	1	1	1
4	1	1	1	1	1	1	1
5	1	1	1	1	1	1	1
6	1	1	1	1	1	1	1
7	1	1	1	1	1	1	1
8	1	1	1	1	1	1	1
9	1	1	1	1	1	1	1
10	1	1	1	1	1	1	1
11	1	1	1	1	1	1	1
12	1	1	1	1	1	1	1
13	1	1	1	1	1	1	2
14	2	1	1	1	2	1	2
15	2	1	1	1	2	1	2
16	2	1	1	1	2	1	2
17	2	1	1	1	2	1	2
18	1	1	1	1	1	1	2
19	1	1	1	1	1	1	1
20	1	1	1	1	1	1	1
21	1	1	1	1	1	1	1
22	1	1	1	1	1	1	1
23	1	1	1	1	1	1	1

SUMMER SEASON MAY 21 THRU SEPTEMBER 15							
HR/DAY	MON	TUES	WEDS	THUR	FRI	SAT	SUN
0	1	1	1	1	1	1	1
1	1	1	1	1	1	1	1
2	1	1	1	1	1	1	1
3	1	1	1	1	1	1	1
4	1	1	1	1	1	1	1
5	1	1	1	1	1	1	1
6	1	1	1	1	1	1	1
7	1	1	1	1	1	1	1
8	1	1	1	1	1	1	1
9	1	1	1	1	1	1	1
10	1	1	1	1	1	2	1
11	1	1	1	1	2	2	2
12	2	1	1	1	2	2	2
13	2	1	1	2	2	2	2
14	2	1	2	2	2	2	2
15	2	2	2	2	2	2	2
16	2	2	2	2	2	2	2
17	2	1	2	2	2	2	2
18	1	1	1	1	2	1	2
19	1	1	1	1	1	1	2
20	1	1	1	1	1	1	2
21	1	1	1	1	1	1	1
22	1	1	1	1	1	1	1
23	1	1	1	1	1	1	1

LANES REQUIRED TO BE OPEN BY HOUR AND TIME OF DAY

FALL SEASON SEPTEMBER 16 THRU November 30							
HR/DAY	MON	TUES	WEDS	THUR	FRI	SAT	SUN
0	1	1	1	1	1	1	1
1	1	1	1	1	1	1	1
2	1	1	1	1	1	1	1
3	1	1	1	1	1	1	1
4	1	1	1	1	1	1	1
5	1	1	1	1	1	1	1
6	1	1	1	1	1	1	1
7	1	1	1	1	1	1	1
8	1	1	1	1	1	1	1
9	1	1	1	1	1	1	1
10	1	1	1	1	1	1	1
11	1	1	1	1	1	1	2
12	1	1	1	1	1	1	2
13	1	1	1	1	1	1	2
14	2	1	1	1	2	2	2
15	2	1	2	1	2	1	2
16	2	1	2	2	2	1	2
17	1	1	1	1	2	1	2
18	1	1	1	1	1	1	2
19	1	1	1	1	1	1	1
20	1	1	1	1	1	1	1
21	1	1	1	1	1	1	1
22	1	1	1	1	1	1	1
23	1	1	1	1	1	1	1

WINTER SEAS. DECEMBER 1 THRU February 28							
HR/DAY	MON	TUES	WEDS	THUR	FRI	SAT	SUN
0	1	1	1	1	1	1	1
1	1	1	1	1	1	1	1
2	1	1	1	1	1	1	1
3	1	1	1	1	1	1	1
4	1	1	1	1	1	1	1
5	1	1	1	1	1	1	1
6	1	1	1	1	1	1	1
7	1	1	1	1	1	1	1
8	1	1	1	1	1	1	1
9	1	1	1	1	1	1	1
10	1	1	1	1	1	1	1
11	1	1	1	1	1	1	1
12	1	1	1	1	1	1	1
13	1	1	1	1	1	1	1
14	1	1	1	1	1	1	1
15	1	1	1	1	2	1	1
16	1	1	1	1	2	1	1
17	1	1	1	1	1	1	1
18	1	1	1	1	1	1	1
19	1	1	1	1	1	1	1
20	1	1	1	1	1	1	1
21	1	1	1	1	1	1	1
22	1	1	1	1	1	1	1
23	1	1	1	1	1	1	1

NOTES:

- 1) THE NEW YORK STATE THRUWAY IS A LIMITED ACCESS, HIGH-SPEED, HIGH-VOLUME HIGHWAY. TRAFFIC SHALL BE MAINTAINED IN ACCORDANCE WITH THE *MANUAL ON UNIFORM TRAFFIC CONTROL DEVICES (MUTCD)*, THE *WORK ZONE TRAFFIC CONTROL PLANS*, AND THE *STANDARD SPECIFICATIONS* SECTION 619 AS AMENDED BY THE AUTHORITY.
- 2) LANE CLOSURES ON THE THRUWAY SHALL ONLY BE ALLOWED IN ACCORDANCE WITH THESE TRAFFIC MANAGEMENT TABLE(S), UNLESS INDICATED OTHERWISE IN THE CONTRACT PLANS OR PROPOSAL DOCUMENTS.
- 3) LANE CLOSURE CHARTS SHALL APPLY AS FOLLOWS:

- 1,150 VEH/HR/LANE: APPLIES TO ALL WORK CONSIDERED DISRUPTIVE TO TRAFFIC.

- 1,300 VEH/HR/LANE: APPLIES TO ALL WORK NOT CONSIDERED DISRUPTIVE TO TRAFFIC. WORK SHOULD BE ABLE TO BE IMMEDIATELY STOPPED AND LANE CLOSURE(S) REMOVED IN THE EVENT QUEUES, GREATER THAN 1 MILE, DEVELOP.



Thruway  
Authority

U.S. CUSTOMARY STANDARD SHEET

LANE CLOSURE CHARTS  
1,300 VEHICLES PER HOUR  
BUFFALO DIVISION  
(SHEET 16 OF

I-90 WESTBOUND INTERCHANGES 57A TO 58 (1,300 VEH/HR/LANE)

LANES REQUIRED TO BE OPEN BY HOUR AND TIME OF DAY

SPRING SEASON							
MARCH 1 THRU MAY 20							
HR/DAY	MON	TUES	WEDS	THUR	FRI	SAT	SUN
0	1	1	1	1	1	1	1
1	1	1	1	1	1	1	1
2	1	1	1	1	1	1	1
3	1	1	1	1	1	1	1
4	1	1	1	1	1	1	1
5	1	1	1	1	1	1	1
6	1	1	1	1	1	1	1
7	1	1	1	1	1	1	1
8	1	1	1	1	1	1	1
9	1	1	1	1	1	1	1
10	1	1	1	1	1	1	1
11	1	1	1	1	2	1	1
12	1	1	1	1	2	1	1
13	1	1	1	1	2	1	1
14	1	1	1	1	2	1	1
15	1	1	1	1	2	1	1
16	1	1	1	1	2	1	1
17	1	1	1	1	1	1	1
18	1	1	1	1	1	1	1
19	1	1	1	1	1	1	1
20	1	1	1	1	1	1	1
21	1	1	1	1	1	1	1
22	1	1	1	1	1	1	1
23	1	1	1	1	1	1	1

SUMMER SEASON							
MAY 21 THRU SEPTEMBER 15							
HR/DAY	MON	TUES	WEDS	THUR	FRI	SAT	SUN
0	1	1	1	1	1	1	1
1	1	1	1	1	1	1	1
2	1	1	1	1	1	1	1
3	1	1	1	1	1	1	1
4	1	1	1	1	1	1	1
5	1	1	1	1	1	1	1
6	1	1	1	1	1	1	1
7	1	1	1	1	1	1	1
8	1	1	1	1	1	1	1
9	1	1	1	1	2	2	1
10	1	1	1	2	2	2	2
11	2	1	2	2	2	2	2
12	2	1	1	2	2	2	2
13	2	1	1	2	2	2	2
14	1	1	1	2	2	2	2
15	2	1	1	2	2	2	2
16	1	1	1	1	2	1	2
17	1	1	1	1	2	1	1
18	1	1	1	1	2	1	1
19	1	1	1	1	1	1	1
20	1	1	1	1	1	1	1
21	1	1	1	1	1	1	1
22	1	1	1	1	1	1	1
23	1	1	1	1	1	1	1

LANES REQUIRED TO BE OPEN BY HOUR AND TIME OF DAY

FALL SEASON							
SEPTEMBER 16 THRU November 30							
HR/DAY	MON	TUES	WEDS	THUR	FRI	SAT	SUN
0	1	1	1	1	1	1	1
1	1	1	1	1	1	1	1
2	1	1	1	1	1	1	1
3	1	1	1	1	1	1	1
4	1	1	1	1	1	1	1
5	1	1	1	1	1	1	1
6	1	1	1	1	1	1	1
7	1	1	1	1	1	1	1
8	1	1	1	1	1	1	1
9	1	1	1	1	1	1	1
10	1	1	1	1	1	1	1
11	1	1	1	1	1	1	2
12	1	1	1	1	2	1	2
13	1	1	1	1	2	1	2
14	1	1	1	1	2	1	2
15	1	1	1	1	2	1	2
16	1	1	1	1	2	1	2
17	1	1	1	1	2	1	2
18	1	1	1	1	1	1	1
19	1	1	1	1	1	1	1
20	1	1	1	1	1	1	1
21	1	1	1	1	1	1	1
22	1	1	1	1	1	1	1
23	1	1	1	1	1	1	1

WINTER SEAS.							
DECEMBER 1 THRU February 28							
HR/DAY	MON	TUES	WEDS	THUR	FRI	SAT	SUN
0	1	1	1	1	1	1	1
1	1	1	1	1	1	1	1
2	1	1	1	1	1	1	1
3	1	1	1	1	1	1	1
4	1	1	1	1	1	1	1
5	1	1	1	1	1	1	1
6	1	1	1	1	1	1	1
7	1	1	1	1	1	1	1
8	1	1	1	1	1	1	1
9	1	1	1	1	1	1	1
10	1	1	1	1	1	1	1
11	1	1	1	1	1	1	1
12	1	1	1	1	1	1	1
13	1	1	1	1	1	1	1
14	1	1	1	1	1	1	1
15	1	1	1	1	1	1	1
16	1	1	1	1	1	1	1
17	1	1	1	1	1	1	1
18	1	1	1	1	1	1	1
19	1	1	1	1	1	1	1
20	1	1	1	1	1	1	1
21	1	1	1	1	1	1	1
22	1	1	1	1	1	1	1
23	1	1	1	1	1	1	1

I-90 EASTBOUND INTERCHANGES 58 TO 57A (1,300 VEH/HR/LANE)

LANES REQUIRED TO BE OPEN BY HOUR AND TIME OF DAY

SPRING SEASON							
MARCH 1 THRU MAY 20							
HR/DAY	MON	TUES	WEDS	THUR	FRI	SAT	SUN
0	1	1	1	1	1	1	1
1	1	1	1	1	1	1	1
2	1	1	1	1	1	1	1
3	1	1	1	1	1	1	1
4	1	1	1	1	1	1	1
5	1	1	1	1	1	1	1
6	1	1	1	1	1	1	1
7	1	1	1	1	1	1	1
8	1	1	1	1	1	1	1
9	1	1	1	1	1	1	1
10	1	1	1	1	1	1	1
11	1	1	1	1	1	1	1
12	1	1	1	1	1	1	1
13	1	1	1	1	1	1	2
14	1	1	1	1	1	1	2
15	2	1	1	1	2	1	2
16	2	1	1	1	2	1	2
17	1	1	1	1	2	1	2
18	1	1	1	1	1	1	2
19	1	1	1	1	1	1	1
20	1	1	1	1	1	1	1
21	1	1	1	1	1	1	1
22	1	1	1	1	1	1	1
23	1	1	1	1	1	1	1

SUMMER SEASON							
MAY 21 THRU SEPTEMBER 15							
HR/DAY	MON	TUES	WEDS	THUR	FRI	SAT	SUN
0	1	1	1	1	1	1	1
1	1	1	1	1	1	1	1
2	1	1	1	1	1	1	1
3	1	1	1	1	1	1	1
4	1	1	1	1	1	1	1
5	1	1	1	1	1	1	1
6	1	1	1	1	1	1	1
7	1	1	1	1	1	1	1
8	1	1	1	1	1	1	1
9	1	1	1	1	1	1	1
10	1	1	1	1	1	1	1
11	1	1	1	1	2	2	2
12	1	1	1	1	2	2	2
13	2	1	1	2	2	2	2
14	2	1	1	2	2	2	2
15	2	2	2	2	2	2	2
16	2	2	2	2	2	1	2
17	2	1	1	2	2	1	2
18	1	1	1	1	2	1	2
19	1	1	1	1	1	1	2
20	1	1	1	1	1	1	2
21	1	1	1	1	1	1	1
22	1	1	1	1	1	1	1
23	1	1	1	1	1	1	1

LANES REQUIRED TO BE OPEN BY HOUR AND TIME OF DAY

FALL SEASON							
SEPTEMBER 16 THRU November 30							
HR/DAY	MON	TUES	WEDS	THUR	FRI	SAT	SUN
0	1	1	1	1	1	1	1
1	1	1	1	1	1	1	1
2	1	1	1	1	1	1	1
3	1	1	1	1	1	1	1
4	1	1	1	1	1	1	1
5	1	1	1	1	1	1	1
6	1	1	1	1	1	1	1
7	1	1	1	1	1	1	1
8	1	1	1	1	1	1	1
9	1	1	1	1	1	1	1
10	1	1	1	1	1	1	1
11	1	1	1	1	1	1	1
12	1	1	1	1	1	1	2
13	1	1	1	1	1	1	2
14	1	1	1	1	1	1	2
15	1	1	1	1	2	1	2
16	1	1	1	1	2	1	2
17	1	1	1	1	2	1	2
18	1	1	1	1	1	1	2
19	1	1	1	1	1	1	1
20	1	1	1	1	1	1	1
21	1	1	1	1	1	1	1
22	1	1	1	1	1	1	1
23	1	1	1	1	1	1	1

WINTER SEAS.		DECEMBER 1 THRU February 28					
HR/DAY	MON	TUES	WEDS	THUR	FRI	SAT	SUN
0	1	1	1	1	1	1	1
1	1	1	1	1	1	1	1
2	1	1	1	1	1	1	1
3	1	1	1	1	1	1	1
4	1	1	1	1	1	1	1
5	1	1	1	1	1	1	1
6	1	1	1	1	1	1	1
7	1	1	1	1	1	1	1
8	1	1	1	1	1	1	1
9	1	1	1	1	1	1	1
10	1	1	1	1	1	1	1
11	1	1	1	1	1	1	1
12	1	1	1	1	1	1	1
13	1	1	1	1	1	1	1
14	1	1	1	1	1	1	1
15	1	1	1	1	1	1	1
16	1	1	1	1	1	1	1
17	1	1	1	1	1	1	1
18	1	1	1	1	1	1	1
19	1	1	1	1	1	1	1
20	1	1	1	1	1	1	1
21	1	1	1	1	1	1	1
22	1	1	1	1	1	1	1
23	1	1	1	1	1	1	1

I-90 WESTBOUND INTERCHANGES 58 TO 59 (1,300 VEH/HR/LANE)

LANES REQUIRED TO BE OPEN BY HOUR AND TIME OF DAY

SPRING SEASON MARCH 1 THRU MAY 20							
HR/DAY	MON	TUES	WEDS	THUR	FRI	SAT	SUN
0	1	1	1	1	1	1	1
1	1	1	1	1	1	1	1
2	1	1	1	1	1	1	1
3	1	1	1	1	1	1	1
4	1	1	1	1	1	1	1
5	1	1	1	1	1	1	1
6	1	1	1	1	1	1	1
7	1	1	1	1	1	1	1
8	1	1	1	1	1	1	1
9	1	1	1	1	1	1	1
10	1	1	1	1	1	1	1
11	1	1	1	1	1	1	1
12	1	1	1	1	1	1	1
13	1	1	1	1	1	1	1
14	1	1	1	1	1	1	1
15	1	1	1	1	1	1	1
16	1	1	1	1	1	1	1
17	1	1	1	1	1	1	1
18	1	1	1	1	1	1	1
19	1	1	1	1	1	1	1
20	1	1	1	1	1	1	1
21	1	1	1	1	1	1	1
22	1	1	1	1	1	1	1
23	1	1	1	1	1	1	1

SUMMER SEASON MAY 21 THRU SEPTEMBER 15							
HR/DAY	MON	TUES	WEDS	THUR	FRI	SAT	SUN
0	1	1	1	1	1	1	1
1	1	1	1	1	1	1	1
2	1	1	1	1	1	1	1
3	1	1	1	1	1	1	1
4	1	1	1	1	1	1	1
5	1	1	1	1	1	1	1
6	1	1	1	1	1	1	1
7	1	1	1	1	1	1	1
8	1	1	1	1	1	1	1
9	1	1	1	1	1	2	1
10	1	1	1	1	2	2	2
11	1	1	1	1	2	2	2
12	1	1	1	1	2	2	2
13	1	1	1	1	2	2	2
14	1	1	1	1	2	2	2
15	1	1	1	1	2	1	2
16	1	1	1	1	2	1	2
17	1	1	1	1	2	1	1
18	1	1	1	1	2	1	1
19	1	1	1	1	1	1	1
20	1	1	1	1	1	1	1
21	1	1	1	1	1	1	1
22	1	1	1	1	1	1	1
23	1	1	1	1	1	1	1

LANES REQUIRED TO BE OPEN BY HOUR AND TIME OF DAY

FALL SEASON SEPTEMBER 16 THRU November 30							
HR/DAY	MON	TUES	WEDS	THUR	FRI	SAT	SUN
0	1	1	1	1	1	1	1
1	1	1	1	1	1	1	1
2	1	1	1	1	1	1	1
3	1	1	1	1	1	1	1
4	1	1	1	1	1	1	1
5	1	1	1	1	1	1	1
6	1	1	1	1	1	1	1
7	1	1	1	1	1	1	1
8	1	1	1	1	1	1	1
9	1	1	1	1	1	1	1
10	1	1	1	1	1	1	1
11	1	1	1	1	1	1	2
12	1	1	1	1	2	1	2
13	1	1	1	1	2	1	2
14	1	1	1	1	2	1	2
15	1	1	1	1	2	1	2
16	1	1	1	1	2	1	2
17	1	1	1	1	2	1	2
18	1	1	1	1	1	1	1
19	1	1	1	1	1	1	1
20	1	1	1	1	1	1	1
21	1	1	1	1	1	1	1
22	1	1	1	1	1	1	1
23	1	1	1	1	1	1	1

WINTER SEAS. DECEMBER 1 THRU February 28							
HR/DAY	MON	TUES	WEDS	THUR	FRI	SAT	SUN
0	1	1	1	1	1	1	1
1	1	1	1	1	1	1	1
2	1	1	1	1	1	1	1
3	1	1	1	1	1	1	1
4	1	1	1	1	1	1	1
5	1	1	1	1	1	1	1
6	1	1	1	1	1	1	1
7	1	1	1	1	1	1	1
8	1	1	1	1	1	1	1
9	1	1	1	1	1	1	1
10	1	1	1	1	1	1	1
11	1	1	1	1	1	1	1
12	1	1	1	1	1	1	1
13	1	1	1	1	1	1	1
14	1	1	1	1	1	1	1
15	1	1	1	1	1	1	1
16	1	1	1	1	1	1	1
17	1	1	1	1	1	1	1
18	1	1	1	1	1	1	1
19	1	1	1	1	1	1	1
20	1	1	1	1	1	1	1
21	1	1	1	1	1	1	1
22	1	1	1	1	1	1	1
23	1	1	1	1	1	1	1

I-90 EASTBOUND INTERCHANGES 59 TO 58 (1,300 VEH/HR/LANE)

LANES REQUIRED TO BE OPEN BY HOUR AND TIME OF DAY

SPRING SEASON MARCH 1 THRU MAY 20							
HR/DAY	MON	TUES	WEDS	THUR	FRI	SAT	SUN
0	1	1	1	1	1	1	1
1	1	1	1	1	1	1	1
2	1	1	1	1	1	1	1
3	1	1	1	1	1	1	1
4	1	1	1	1	1	1	1
5	1	1	1	1	1	1	1
6	1	1	1	1	1	1	1
7	1	1	1	1	1	1	1
8	1	1	1	1	1	1	1
9	1	1	1	1	1	1	1
10	1	1	1	1	1	1	1
11	1	1	1	1	1	1	1
12	1	1	1	1	1	1	1
13	1	1	1	1	1	1	1
14	1	1	1	1	1	1	2
15	2	1	1	1	2	1	2
16	2	1	1	1	2	1	2
17	1	1	1	1	1	1	2
18	1	1	1	1	1	1	1
19	1	1	1	1	1	1	1
20	1	1	1	1	1	1	1
21	1	1	1	1	1	1	1
22	1	1	1	1	1	1	1
23	1	1	1	1	1	1	1

SUMMER SEASON MAY 21 THRU SEPTEMBER 15							
HR/DAY	MON	TUES	WEDS	THUR	FRI	SAT	SUN
0	1	1	1	1	1	1	1
1	1	1	1	1	1	1	1
2	1	1	1	1	1	1	1
3	1	1	1	1	1	1	1
4	1	1	1	1	1	1	1
5	1	1	1	1	1	1	1
6	1	1	1	1	1	1	1
7	1	1	1	1	1	1	1
8	1	1	1	1	1	1	1
9	1	1	1	1	1	1	1
10	1	1	1	1	1	1	1
11	1	1	1	1	2	2	2
12	1	1	1	1	2	2	2
13	1	1	1	1	2	2	2
14	2	1	1	2	2	2	2
15	2	1	1	2	2	2	2
16	2	1	1	2	2	1	2
17	1	1	1	1	2	1	2
18	1	1	1	1	1	1	2
19	1	1	1	1	1	1	2
20	1	1	1	1	1	1	1
21	1	1	1	1	1	1	1
22	1	1	1	1	1	1	1
23	1	1	1	1	1	1	1

LANES REQUIRED TO BE OPEN BY HOUR AND TIME OF DAY

FALL SEASON SEPTEMBER 16 THRU November 30							
HR/DAY	MON	TUES	WEDS	THUR	FRI	SAT	SUN
0	1	1	1	1	1	1	1
1	1	1	1	1	1	1	1
2	1	1	1	1	1	1	1
3	1	1	1	1	1	1	1
4	1	1	1	1	1	1	1
5	1	1	1	1	1	1	1
6	1	1	1	1	1	1	1
7	1	1	1	1	1	1	1
8	1	1	1	1	1	1	1
9	1	1	1	1	1	1	1
10	1	1	1	1	1	1	1
11	1	1	1	1	1	1	1
12	1	1	1	1	1	1	2
13	1	1	1	1	1	1	2
14	1	1	1	1	1	1	2
15	1	1	1	1	2	1	2
16	1	1	1	1	2	1	2
17	1	1	1	1	2	1	2
18	1	1	1	1	1	1	2
19	1	1	1	1	1	1	1
20	1	1	1	1	1	1	1
21	1	1	1	1	1	1	1
22	1	1	1	1	1	1	1
23	1	1	1	1	1	1	1

WINTER SEAS. DECEMBER 1 THRU February 28							
HR/DAY	MON	TUES	WEDS	THUR	FRI	SAT	SUN
0	1	1	1	1	1	1	1
1	1	1	1	1	1	1	1
2	1	1	1	1	1	1	1
3	1	1	1	1	1	1	1
4	1	1	1	1	1	1	1
5	1	1	1	1	1	1	1
6	1	1	1	1	1	1	1
7	1	1	1	1	1	1	1
8	1	1	1	1	1	1	1
9	1	1	1	1	1	1	1
10	1	1	1	1	1	1	1
11	1	1	1	1	1	1	1
12	1	1	1	1	1	1	1
13	1	1	1	1	1	1	1
14	1	1	1	1	1	1	1
15	1	1	1	1	1	1	1
16	1	1	1	1	1	1	1
17	1	1	1	1	1	1	1
18	1	1	1	1	1	1	1
19	1	1	1	1	1	1	1
20	1	1	1	1	1	1	1
21	1	1	1	1	1	1	1
22	1	1	1	1	1	1	1
23	1	1	1	1	1	1	1

NOTES:

- 1) THE NEW YORK STATE THRUWAY IS A LIMITED ACCESS, HIGH-SPEED, HIGH-VOLUME HIGHWAY. TRAFFIC SHALL BE MAINTAINED IN ACCORDANCE WITH THE *MANUAL ON UNIFORM TRAFFIC CONTROL DEVICES (MUTCD)*, THE *WORK ZONE TRAFFIC CONTROL PLANS*, AND THE *STANDARD SPECIFICATIONS* SECTION 619 AS AMENDED BY THE AUTHORITY.
- 2) LANE CLOSURES ON THE THRUWAY SHALL ONLY BE ALLOWED IN ACCORDANCE WITH THESE TRAFFIC MANAGEMENT TABLE(S), UNLESS INDICATED OTHERWISE IN THE CONTRACT PLANS OR PROPOSAL DOCUMENTS.
- 3) LANE CLOSURE CHARTS SHALL APPLY AS FOLLOWS:

- 1,150 VEH/HR/LANE: APPLIES TO ALL WORK CONSIDERED DISRUPTIVE TO TRAFFIC.

- 1,300 VEH/HR/LANE: APPLIES TO ALL WORK NOT CONSIDERED DISRUPTIVE TO TRAFFIC. WORK SHOULD BE ABLE TO BE IMMEDIATELY STOPPED AND LANE CLOSURE(S) REMOVED IN THE EVENT QUEUES, GREATER THAN 1 MILE, DEVELOP.



U.S. CUSTOMARY STANDARD SHEET

LANE CLOSURE CHARTS  
1,300 VEHICLES PER HOUR  
BUFFALO DIVISION  
(SHEET 18 OF 37)

APPROVED MAY 1

## I-90 WESTBOUND INTERCHANGES 59 TO 60 (1,300 VEH/HR/LANE)

### LANES REQUIRED TO BE OPEN BY HOUR AND TIME OF DAY

## SPRING SEASON

**MARCH 1 THRU MAY 20**

HR/DAY	MON	TUES	WEDS	THUR	FRI	SAT	SUN
0	1	1	1	1	1	1	1
1	1	1	1	1	1	1	1
2	1	1	1	1	1	1	1
3	1	1	1	1	1	1	1
4	1	1	1	1	1	1	1
5	1	1	1	1	1	1	1
6	1	1	1	1	1	1	1
7	1	1	1	1	1	1	1
8	1	1	1	1	1	1	1
9	1	1	1	1	1	1	1
10	1	1	1	1	1	1	1
11	1	1	1	1	1	1	1
12	1	1	1	1	1	1	1
13	1	1	1	1	1	1	1
14	1	1	1	1	1	1	1
15	1	1	1	1	1	1	1
16	1	1	1	1	1	1	1
17	1	1	1	1	1	1	1
18	1	1	1	1	1	1	1
19	1	1	1	1	1	1	1
20	1	1	1	1	1	1	1
21	1	1	1	1	1	1	1
22	1	1	1	1	1	1	1
23	1	1	1	1	1	1	1

## SUMMER SEASON

**MAY 21 THRU SEPTEMBER 15**

HR/DAY	MON	TUES	WEDS	THUR	FRI	SAT	SUN
0	1	1	1	1	1	1	1
1	1	1	1	1	1	1	1
2	1	1	1	1	1	1	1
3	1	1	1	1	1	1	1
4	1	1	1	1	1	1	1
5	1	1	1	1	1	1	1
6	1	1	1	1	1	1	1
7	1	1	1	1	1	1	1
8	1	1	1	1	1	1	1
9	1	1	1	1	1	1	1
10	1	1	1	1	1	1	1
11	1	1	1	1	1	1	2
12	1	1	1	1	1	1	2
13	1	1	1	1	1	1	2
14	1	1	1	1	1	1	2
15	1	1	1	1	1	1	1
16	1	1	1	1	1	1	1
17	1	1	1	1	1	1	1
18	1	1	1	1	1	1	1
19	1	1	1	1	1	1	1
20	1	1	1	1	1	1	1
21	1	1	1	1	1	1	1
22	1	1	1	1	1	1	1
23	1	1	1	1	1	1	1

### LANES REQUIRED TO BE OPEN BY HOUR AND TIME OF DAY

## FALL SEASON

**SEPTEMBER 16 THRU November 30**

HR/DAY	MON	TUES	WEDS	THUR	FRI	SAT	SUN
0	1	1	1	1	1	1	1
1	1	1	1	1	1	1	1
2	1	1	1	1	1	1	1
3	1	1	1	1	1	1	1
4	1	1	1	1	1	1	1
5	1	1	1	1	1	1	1
6	1	1	1	1	1	1	1
7	1	1	1	1	1	1	1
8	1	1	1	1	1	1	1
9	1	1	1	1	1	1	1
10	1	1	1	1	1	1	1
11	1	1	1	1	1	1	1
12	1	1	1	1	1	1	1
13	1	1	1	1	1	1	1
14	1	1	1	1	1	1	1
15	1	1	1	1	1	1	1
16	1	1	1	1	1	1	1
17	1	1	1	1	1	1	1
18	1	1	1	1	1	1	1
19	1	1	1	1	1	1	1
20	1	1	1	1	1	1	1
21	1	1	1	1	1	1	1
22	1	1	1	1	1	1	1
23	1	1	1	1	1	1	1

## WINTER SEAS.

**DECEMBER 1 THRU February 28**

HR/DAY	MON	TUES	WEDS	THUR	FRI	SAT	SUN
0	1	1	1	1	1	1	1
1	1	1	1	1	1	1	1
2	1	1	1	1	1	1	1
3	1	1	1	1	1	1	1
4	1	1	1	1	1	1	1
5	1	1	1	1	1	1	1
6	1	1	1	1	1	1	1
7	1	1	1	1	1	1	1
8	1	1	1	1	1	1	1
9	1	1	1	1	1	1	1
10	1	1	1	1	1	1	1
11	1	1	1	1	1	1	1
12	1	1	1	1	1	1	1
13	1	1	1	1	1	1	1
14	1	1	1	1	1	1	1
15	1	1	1	1	1	1	1
16	1	1	1	1	1	1	1
17	1	1	1	1	1	1	1
18	1	1	1	1	1	1	1
19	1	1	1	1	1	1	1
20	1	1	1	1	1	1	1
21	1	1	1	1	1	1	1
22	1	1	1	1	1	1	1
23	1	1	1	1	1	1	1

## I-90 EASTBOUND INTERCHANGES 60 TO 59 (1,300 VEH/HR/LANE)

### LANES REQUIRED TO BE OPEN BY HOUR AND TIME OF DAY

## SPRING SEASON

**MARCH 1 THRU MAY 20**

HR/DAY	MON	TUES	WEDS	THUR	FRI	SAT	SUN
0	1	1	1	1	1	1	1
1	1	1	1	1	1	1	1
2	1	1	1	1	1	1	1
3	1	1	1	1	1	1	1
4	1	1	1	1	1	1	1
5	1	1	1	1	1	1	1
6	1	1	1	1	1	1	1
7	1	1	1	1	1	1	1
8	1	1	1	1	1	1	1
9	1	1	1	1	1	1	1
10	1	1	1	1	1	1	1
11	1	1	1	1	1	1	1
12	1	1	1	1	1	1	1
13	1	1	1	1	1	1	1
14	1	1	1	1	1	1	1
15	1	1	1	1	1	1	1
16	1	1	1	1	1	1	1
17	1	1	1	1	1	1	1
18	1	1	1	1	1	1	1
19	1	1	1	1	1	1	1
20	1	1	1	1	1	1	1
21	1	1	1	1	1	1	1
22	1	1	1	1	1	1	1
23	1	1	1	1	1	1	1

## SUMMER SEASON

**MAY 21 THRU SEPTEMBER 15**

HR/DAY	MON	TUES	WEDS	THUR	FRI	SAT	SUN
0	1	1	1	1	1	1	1
1	1	1	1	1	1	1	1
2	1	1	1	1	1	1	1
3	1	1	1	1	1	1	1
4	1	1	1	1	1	1	1
5	1	1	1	1	1	1	1
6	1	1	1	1	1	1	1
7	1	1	1	1	1	1	1
8	1	1	1	1	1	1	1
9	1	1	1	1	1	1	1
10	1	1	1	1	1	1	1
11	1	1	1	1	1	1	1
12	1	1	1	1	1	1	1
13	1	1	1	1	1	1	2
14	1	1	1	1	1	1	2
15	1	1	1	1	1	1	2
16	1	1	1	1	1	1	2
17	1	1	1	1	1	1	2
18	1	1	1	1	1	1	1
19	1	1	1	1	1	1	1
20	1	1	1	1	1	1	1
21	1	1	1	1	1	1	1
22	1	1	1	1	1	1	1
23	1	1	1	1	1	1	1

LANES REQUIRED TO BE OPEN BY HOUR AND TIME OF DAY

## FALL SEASON

**SEPTEMBER 16 THRU November 30**

HR/DAY	MON	TUES	WEDS	THUR	FRI	SAT	SUN
0	1	1	1	1	1	1	1
1	1	1	1	1	1	1	1
2	1	1	1	1	1	1	1
3	1	1	1	1	1	1	1
4	1	1	1	1	1	1	1
5	1	1	1	1	1	1	1
6	1	1	1	1	1	1	1
7	1	1	1	1	1	1	1
8	1	1	1	1	1	1	1
9	1	1	1	1	1	1	1
10	1	1	1	1	1	1	1
11	1	1	1	1	1	1	1
12	1	1	1	1	1	1	1
13	1	1	1	1	1	1	1
14	1	1	1	1	1	1	2
15	1	1	1	1	1	1	2
16	1	1	1	1	1	1	2
17	1	1	1	1	1	1	1
18	1	1	1	1	1	1	1
19	1	1	1	1	1	1	1
20	1	1	1	1	1	1	1
21	1	1	1	1	1	1	1
22	1	1	1	1	1	1	1
23	1	1	1	1	1	1	1

**WINTER SEAS.**

**DECEMBER 1 THRU February 28**

HR/DAY	MON	TUES	WEDS	THUR	FRI	SAT	SUN
0	1	1	1	1	1	1	1
1	1	1	1	1	1	1	1
2	1	1	1	1	1	1	1
3	1	1	1	1	1	1	1
4	1	1	1	1	1	1	1
5	1	1	1	1	1	1	1
6	1	1	1	1	1	1	1
7	1	1	1	1	1	1	1
8	1	1	1	1	1	1	1
9	1	1	1	1	1	1	1
10	1	1	1	1	1	1	1
11	1	1	1	1	1	1	1
12	1	1	1	1	1	1	1
13	1	1	1	1	1	1	1
14	1	1	1	1	1	1	1
15	1	1	1	1	1	1	1
16	1	1	1	1	1	1	1
17	1	1	1	1	1	1	1
18	1	1	1	1	1	1	1
19	1	1	1	1	1	1	1
20	1	1	1	1	1	1	1
21	1	1	1	1	1	1	1
22	1	1	1	1	1	1	1
23	1	1	1	1	1	1	1

NOTES:

- 1) THE NEW YORK STATE THRUWAY IS A LIMITED ACCESS, HIGH-SPEED, HIGH-VOLUME HIGHWAY. TRAFFIC SHALL BE MAINTAINED IN ACCORDANCE WITH THE *MANUAL ON UNIFORM TRAFFIC CONTROL DEVICES (MUTCD)*, THE *WORK ZONE TRAFFIC CONTROL PLANS*, AND THE *STANDARD SPECIFICATIONS* SECTION 619 AS AMENDED BY THE AUTHORITY.
- 2) LANE CLOSURES ON THE THRUWAY SHALL ONLY BE ALLOWED IN ACCORDANCE WITH THESE TRAFFIC MANAGEMENT TABLE(S), UNLESS INDICATED OTHERWISE IN THE CONTRACT PLANS OR PROPOSAL DOCUMENTS.
- 3) LANE CLOSURE CHARTS SHALL APPLY AS FOLLOWS:
  - 1,150 VEH/HR/LANE: APPLIES TO ALL WORK CONSIDERED DISRUPTIVE TO TRAFFIC.
  - 1,300 VEH/HR/LANE: APPLIES TO ALL WORK NOT CONSIDERED DISRUPTIVE TO TRAFFIC. WORK SHOULD BE ABLE TO BE IMMEDIATELY STOPPED AND LANE CLOSURE(S) REMOVED IN THE EVENT QUEUES, GREATER THAN 1 MILE, DEVELOP.

**Thruway  
Authority**

U.S. CUSTOMARY STANDARD SHEET

LANE CLOSURE CHARTS  
1,300 VEHICLES PER HOUR  
BUFFALO DIVISION  
(SHEET 19 OF 37)

APPROVED MAY 1, 2025

/S/ ROBERT COURNOYER, P.E.  
DIRECTOR HIGHWAY DESIGN  
BUREAU

ISSUED UNDER DB 25-002

**TA 619-36**

## I-90 WESTBOUND INTERCHANGES 60 TO 61 (1,300 VEH/HR/LANE)

## LANES REQUIRED TO BE OPEN BY HOUR AND TIME OF DAY

## SPRING SEASON

MARCH 1 THRU MAY 20

HR/DAY	MON	TUES	WEDS	THUR	FRI	SAT	SUN
0	1	1	1	1	1	1	1
1	1	1	1	1	1	1	1
2	1	1	1	1	1	1	1
3	1	1	1	1	1	1	1
4	1	1	1	1	1	1	1
5	1	1	1	1	1	1	1
6	1	1	1	1	1	1	1
7	1	1	1	1	1	1	1
8	1	1	1	1	1	1	1
9	1	1	1	1	1	1	1
10	1	1	1	1	1	1	1
11	1	1	1	1	1	1	1
12	1	1	1	1	1	1	1
13	1	1	1	1	1	1	1
14	1	1	1	1	1	1	1
15	1	1	1	1	1	1	1
16	1	1	1	1	1	1	1
17	1	1	1	1	1	1	1
18	1	1	1	1	1	1	1
19	1	1	1	1	1	1	1
20	1	1	1	1	1	1	1
21	1	1	1	1	1	1	1
22	1	1	1	1	1	1	1
23	1	1	1	1	1	1	1

## SUMMER SEASON

MAY 21 THRU SEPTEMBER 15

HR/DAY	MON	TUES	WEDS	THUR	FRI	SAT	SUN
0	1	1	1	1	1	1	1
1	1	1	1	1	1	1	1
2	1	1	1	1	1	1	1
3	1	1	1	1	1	1	1
4	1	1	1	1	1	1	1
5	1	1	1	1	1	1	1
6	1	1	1	1	1	1	1
7	1	1	1	1	1	1	1
8	1	1	1	1	1	1	1
9	1	1	1	1	1	1	1
10	1	1	1	1	1	1	1
11	1	1	1	1	1	1	1
12	1	1	1	1	1	1	1
13	1	1	1	1	1	1	1
14	1	1	1	1	1	1	1
15	1	1	1	1	1	1	1
16	1	1	1	1	1	1	1
17	1	1	1	1	1	1	1
18	1	1	1	1	1	1	1
19	1	1	1	1	1	1	1
20	1	1	1	1	1	1	1
21	1	1	1	1	1	1	1
22	1	1	1	1	1	1	1
23	1	1	1	1	1	1	1

### LANES REQUIRED TO BE OPEN BY HOUR AND TIME OF DAY

## FALL SEASON

SEPTEMBER 16 THRU November 30

HR/DAY	MON	TUES	WEDS	THUR	FRI	SAT	SUN
0	1	1	1	1	1	1	1
1	1	1	1	1	1	1	1
2	1	1	1	1	1	1	1
3	1	1	1	1	1	1	1
4	1	1	1	1	1	1	1
5	1	1	1	1	1	1	1
6	1	1	1	1	1	1	1
7	1	1	1	1	1	1	1
8	1	1	1	1	1	1	1
9	1	1	1	1	1	1	1
10	1	1	1	1	1	1	1
11	1	1	1	1	1	1	1
12	1	1	1	1	1	1	1
13	1	1	1	1	1	1	1
14	1	1	1	1	1	1	1
15	1	1	1	1	1	1	1
16	1	1	1	1	1	1	1
17	1	1	1	1	1	1	1
18	1	1	1	1	1	1	1
19	1	1	1	1	1	1	1
20	1	1	1	1	1	1	1
21	1	1	1	1	1	1	1
22	1	1	1	1	1	1	1
23	1	1	1	1	1	1	1

## WINTER SEAS.

DECEMBER 1 THRU February 28

HR/DAY	MON	TUES	WEDS	THUR	FRI	SAT	SUN
0	1	1	1	1	1	1	1
1	1	1	1	1	1	1	1
2	1	1	1	1	1	1	1
3	1	1	1	1	1	1	1
4	1	1	1	1	1	1	1
5	1	1	1	1	1	1	1
6	1	1	1	1	1	1	1
7	1	1	1	1	1	1	1
8	1	1	1	1	1	1	1
9	1	1	1	1	1	1	1
10	1	1	1	1	1	1	1
11	1	1	1	1	1	1	1
12	1	1	1	1	1	1	1
13	1	1	1	1	1	1	1
14	1	1	1	1	1	1	1
15	1	1	1	1	1	1	1
16	1	1	1	1	1	1	1
17	1	1	1	1	1	1	1
18	1	1	1	1	1	1	1
19	1	1	1	1	1	1	1
20	1	1	1	1	1	1	1
21	1	1	1	1	1	1	1
22	1	1	1	1	1	1	1
23	1	1	1	1	1	1	1

## I-90 EASTBOUND INTERCHANGES 61 TO 60 (1,300 VEH/HR/LANE)

## LANES REQUIRED TO BE OPEN BY HOUR AND TIME OF DAY

## SPRING SEASON

MARCH 1 THRU MAY 20

HR/DAY	MON	TUES	WEDS	THUR	FRI	SAT	SUN
0	1	1	1	1	1	1	1
1	1	1	1	1	1	1	1
2	1	1	1	1	1	1	1
3	1	1	1	1	1	1	1
4	1	1	1	1	1	1	1
5	1	1	1	1	1	1	1
6	1	1	1	1	1	1	1
7	1	1	1	1	1	1	1
8	1	1	1	1	1	1	1
9	1	1	1	1	1	1	1
10	1	1	1	1	1	1	1
11	1	1	1	1	1	1	1
12	1	1	1	1	1	1	1
13	1	1	1	1	1	1	1
14	1	1	1	1	1	1	1
15	1	1	1	1	1	1	1
16	1	1	1	1	1	1	1
17	1	1	1	1	1	1	1
18	1	1	1	1	1	1	1
19	1	1	1	1	1	1	1
20	1	1	1	1	1	1	1
21	1	1	1	1	1	1	1
22	1	1	1	1	1	1	1
23	1	1	1	1	1	1	1

## SUMMER SEASON

**MAY 21 THRU SEPTEMBER 15**

HR/DAY	MON	TUES	WEDS	THUR	FRI	SAT	SUN
0	1	1	1	1	1	1	1
1	1	1	1	1	1	1	1
2	1	1	1	1	1	1	1
3	1	1	1	1	1	1	1
4	1	1	1	1	1	1	1
5	1	1	1	1	1	1	1
6	1	1	1	1	1	1	1
7	1	1	1	1	1	1	1
8	1	1	1	1	1	1	1
9	1	1	1	1	1	1	1
10	1	1	1	1	1	1	1
11	1	1	1	1	1	1	1
12	1	1	1	1	1	1	1
13	1	1	1	1	1	1	1
14	1	1	1	1	1	1	2
15	1	1	1	1	1	1	2
16	1	1	1	1	1	1	2
17	1	1	1	1	1	1	1
18	1	1	1	1	1	1	1
19	1	1	1	1	1	1	1
20	1	1	1	1	1	1	1
21	1	1	1	1	1	1	1
22	1	1	1	1	1	1	1
23	1	1	1	1	1	1	1

### LANES REQUIRED TO BE OPEN BY HOUR AND TIME OF DAY

## FALL SEASON

**SEPTEMBER 16 THRU November 3**

HR/DAY	MON	TUES	WEDS	THUR	FRI	SAT	SUN
0	1	1	1	1	1	1	1
1	1	1	1	1	1	1	1
2	1	1	1	1	1	1	1
3	1	1	1	1	1	1	1
4	1	1	1	1	1	1	1
5	1	1	1	1	1	1	1
6	1	1	1	1	1	1	1
7	1	1	1	1	1	1	1
8	1	1	1	1	1	1	1
9	1	1	1	1	1	1	1
10	1	1	1	1	1	1	1
11	1	1	1	1	1	1	1
12	1	1	1	1	1	1	1
13	1	1	1	1	1	1	1
14	1	1	1	1	1	1	2
15	1	1	1	1	1	1	1
16	1	1	1	1	1	1	1
17	1	1	1	1	1	1	1
18	1	1	1	1	1	1	1
19	1	1	1	1	1	1	1
20	1	1	1	1	1	1	1
21	1	1	1	1	1	1	1
22	1	1	1	1	1	1	1
23	1	1	1	1	1	1	1

## WINTER SEAS

DECEMBER 1 THRU February 28

HR/DAY	MON	TUES	WEDS	THUR	FRI	SAT	SUN
0	1	1	1	1	1	1	1
1	1	1	1	1	1	1	1
2	1	1	1	1	1	1	1
3	1	1	1	1	1	1	1
4	1	1	1	1	1	1	1
5	1	1	1	1	1	1	1
6	1	1	1	1	1	1	1
7	1	1	1	1	1	1	1
8	1	1	1	1	1	1	1
9	1	1	1	1	1	1	1
10	1	1	1	1	1	1	1
11	1	1	1	1	1	1	1
12	1	1	1	1	1	1	1
13	1	1	1	1	1	1	1
14	1	1	1	1	1	1	1
15	1	1	1	1	1	1	1
16	1	1	1	1	1	1	1
17	1	1	1	1	1	1	1
18	1	1	1	1	1	1	1
19	1	1	1	1	1	1	1
20	1	1	1	1	1	1	1
21	1	1	1	1	1	1	1
22	1	1	1	1	1	1	1
23	1	1	1	1	1	1	1

NOTES:

- 1) THE NEW YORK STATE THRUWAY IS A LIMITED ACCESS, HIGH-SPEED, HIGH-VOLUME HIGHWAY. TRAFFIC SHALL BE MAINTAINED IN ACCORDANCE WITH THE *MANUAL ON UNIFORM TRAFFIC CONTROL DEVICES (MUTCD)*, THE *WORK ZONE TRAFFIC CONTROL PLANS*, AND THE *STANDARD SPECIFICATIONS* SECTION 619 AS AMENDED BY THE AUTHORITY.
- 2) LANE CLOSURES ON THE THRUWAY SHALL ONLY BE ALLOWED IN ACCORDANCE WITH THESE TRAFFIC MANAGEMENT TABLE(S), UNLESS INDICATED OTHERWISE IN THE CONTRACT PLANS OR PROPOSAL DOCUMENTS.
- 3) LANE CLOSURE CHARTS SHALL APPLY AS FOLLOWS:
  - 1,150 VEH/HR/LANE: APPLIES TO ALL WORK CONSIDERED DISRUPTIVE TO TRAFFIC.
  - 1,300 VEH/HR/LANE: APPLIES TO ALL WORK NOT CONSIDERED DISRUPTIVE TO TRAFFIC. WORK SHOULD BE ABLE TO BE IMMEDIATELY STOPPED AND LANE CLOSURE(S) REMOVED IN THE EVENT QUEUES, GREATER THAN 1 MILE, DEVELOP.

**Thruway  
Authority**

U.S. CUSTOMARY STANDARD SHEET

LANE CLOSURE CHARTS  
1,300 VEHICLES PER HOUR  
BUFFALO DIVISION  
(SHEET 20 OF 37)

APPROVED MAY 1, 2025

/S/ ROBERT COURNOYER, P.E.  
DIRECTOR HIGHWAY DESIGN  
BUREAU

ISSUED UNDER DB 25-002

**TA 619-36**

NIAGARA: I-190 NORTHBOUND INTERCHANGES N0 TO N1 (1,300 VEH/HR/LANE)

LANES REQUIRED TO BE OPEN BY HOUR AND TIME OF DAY

SPRING SEASON							
MARCH 1 THRU MAY 20							
HR/DAY	MON	TUES	WEDS	THUR	FRI	SAT	SUN
0	1	1	1	1	1	1	1
1	1	1	1	1	1	1	1
2	1	1	1	1	1	1	1
3	1	1	1	1	1	1	1
4	1	1	1	1	1	1	1
5	1	1	1	1	1	1	1
6	3	3	3	3	3	1	1
7	3	3	3	3	3	1	1
8	3	3	3	3	3	1	1
9	2	2	2	2	2	1	1
10	2	2	2	2	2	2	1
11	2	2	2	2	2	2	2
12	2	2	2	2	2	2	2
13	2	2	2	2	2	2	2
14	2	2	2	2	2	2	2
15	2	2	2	2	2	2	2
16	2	2	2	2	2	2	2
17	2	2	2	2	2	2	2
18	2	2	2	2	2	2	2
19	1	1	2	2	2	2	2
20	1	1	1	1	1	1	1
21	1	1	1	1	1	1	1
22	1	1	1	1	1	1	1
23	1	1	1	1	1	1	1

SUMMER SEASON							
MAY 21 THRU SEPTEMBER 15							
HR/DAY	MON	TUES	WEDS	THUR	FRI	SAT	SUN
0	1	1	1	1	1	1	1
1	1	1	1	1	1	1	1
2	1	1	1	1	1	1	1
3	1	1	1	1	1	1	1
4	1	1	1	1	1	1	1
5	1	1	1	1	1	1	1
6	3	3	3	3	3	1	1
7	3	3	3	3	3	1	1
8	3	3	3	3	3	1	1
9	2	2	2	2	2	2	1
10	2	2	2	2	2	2	1
11	2	2	2	2	2	2	2
12	2	2	2	2	2	2	2
13	2	2	2	2	2	2	2
14	2	2	2	2	2	2	2
15	2	2	2	2	2	2	2
16	2	2	2	2	2	2	2
17	2	2	2	2	2	2	2
18	2	2	2	2	2	2	2
19	2	2	2	2	2	2	2
20	1	1	1	2	2	1	2
21	1	1	1	1	2	1	1
22	1	1	1	1	1	1	1
23	1	1	1	1	1	1	1

LANES REQUIRED TO BE OPEN BY HOUR AND TIME OF DAY

FALL SEASON							
SEPTEMBER 16 THRU November 30							
HR/DAY	MON	TUES	WEDS	THUR	FRI	SAT	SUN
0	1	1	1	1	1	1	1
1	1	1	1	1	1	1	1
2	1	1	1	1	1	1	1
3	1	1	1	1	1	1	1
4	1	1	1	1	1	1	1
5	1	1	1	1	1	1	1
6	3	3	3	3	3	1	1
7	3	3	3	3	3	1	1
8	3	3	3	3	3	1	1
9	2	2	2	3	2	2	1
10	2	2	2	2	2	2	2
11	2	2	2	2	2	2	2
12	2	2	2	2	2	2	2
13	2	2	2	2	2	2	2
14	2	2	2	2	2	2	2
15	2	2	2	2	2	2	2
16	2	2	2	2	2	2	2
17	2	2	2	2	2	2	2
18	2	2	2	2	2	2	2
19	2	2	2	2	2	2	2
20	1	1	1	1	1	1	1
21	1	1	1	1	1	1	1
22	1	1	1	1	1	1	1
23	1	1	1	1	1	1	1

WINTER SEAS.							
DECEMBER 1 THRU February 28							
HR/DAY	MON	TUES	WEDS	THUR	FRI	SAT	SUN
0	1	1	1	1	1	1	1
1	1	1	1	1	1	1	1
2	1	1	1	1	1	1	1
3	1	1	1	1	1	1	1
4	1	1	1	1	1	1	1
5	1	1	1	1	1	1	1
6	3	3	3	3	3	1	1
7	3	3	3	3	3	1	1
8	3	3	3	3	3	1	1
9	2	2	2	2	2	1	1
10	2	2	2	2	2	1	1
11	2	2	2	2	2	2	2
12	2	2	2	2	2	2	2
13	2	2	2	2	2	2	2
14	2	2	2	2	2	2	2
15	2	2	2	2	2	2	2
16	2	2	2	2	2	2	2
17	2	2	2	2	2	2	2
18	2	2	2	2	3	2	2
19	1	2	2	1	2	1	1
20	1	1	1	1	1	1	1
21	1	1	1	1	1	1	1
22	1	1	1	1	1	1	1
23	1	1	1	1	1	1	1

NIAGARA: I-190 SOUTHBOUND INTERCHANGES N1 TO N0 (1,300 VEH/HR/LANE)

LANES REQUIRED TO BE OPEN BY HOUR AND TIME OF DAY

SPRING SEASON							
MARCH 1 THRU MAY 20							
HR/DAY	MON	TUES	WEDS	THUR	FRI	SAT	SUN
0	1	1	1	1	1	1	1
1	1	1	1	1	1	1	1
2	1	1	1	1	1	1	1
3	1	1	1	1	1	1	1
4	1	1	1	1	1	1	1
5	1	1	1	1	1	1	1
6	2	2	2	2	2	1	1
7	2	2	2	2	2	1	1
8	2	2	2	2	2	2	1
9	2	2	2	2	2	2	1
10	2	2	2	2	2	2	2
11	2	2	2	2	2	2	2
12	2	2	2	2	3	2	2
13	2	2	2	2	3	2	2
14	3	3	3	3	3	2	2
15	3	3	3	3	3	2	2
16	3	3	3	3	3	2	2
17	3	3	3	3	3	2	2
18	2	2	3	3	2	2	2
19	2	2	2	2	2	2	2
20	1	2	2	2	2	2	2
21	1	2	2	2	2	2	1
22	2	2	2	2	2	2	2
23	1	1	1	1	2	2	1

SUMMER SEASON							
MAY 21 THRU SEPTEMBER 15							
HR/DAY	MON	TUES	WEDS	THUR	FRI	SAT	SUN
0	1	1	1	1	1	1	1
1	1	1	1	1	1	1	1
2	1	1	1	1	1	1	1
3	1	1	1	1	1	1	1
4	1	1	1	1	1	1	1
5	1	1	1	1	1	1	1
6	2	2	2	2	2	1	1
7	2	2	2	2	2	1	1
8	2	2	2	2	2	2	1
9	2	2	2	2	2	2	2
10	2	2	2	2	2	2	2
11	2	2	2	2	3	2	2
12	2	2	3	3	3	2	2
13	2	2	3	3	3	2	2
14	3	3	3	3	3	2	2
15	3	3	3	3	3	2	2
16	3	3	3	3	3	2	2
17	3	3	3	3	3	2	2
18	2	3	3	3	3	2	2
19	2	2	2	2	2	2	2
20	2	2	2	2	2	2	2
21	1	2	2	2	2	2	1
22	1	2	1	2	2	2	1
23	1	1	1	1	2	1	1

LANES REQUIRED TO BE OPEN BY HOUR AND TIME OF DAY

FALL SEASON							
SEPTEMBER 16 THRU November 30							
HR/DAY	MON	TUES	WEDS	THUR	FRI	SAT	SUN
0	1	1	1	1	1	1	1
1	1	1	1	1	1	1	1
2	1	1	1	1	1	1	1
3	1	1	1	1	1	1	1
4	1	1	1	1	1	1	1
5	1	1	1	1	1	1	1
6	2	2	2	2	2	1	1
7	2	2	2	2	2	1	1
8	2	2	2	2	2	2	1
9	2	2	2	2	2	2	2
10	2	2	2	2	2	2	2
11	2	2	2	2	2	2	2
12	2	2	2	2	3	2	2
13	2	2	2	2	3	2	2
14	3	3	3	3	3	2	2
15	3	3	3	3	3	2	2
16	3	3	3	3	3	2	2
17	3	3	3	3	3	2	2
18	2	3	2	3	3	2	1
19	2	2	2	2	2	1	1
20	2	2	2	2	2	1	1
21	2	2	2	2	2	2	1
22	1	2	2	2	2	2	1
23	1	1	1	1	1	1	1

WINTER SEAS.		DECEMBER 1 THRU February 28					
HR/DAY	MON	TUES	WEDS	THUR	FRI	SAT	SUN
0	1	1	1	1	1	1	1
1	1	1	1	1	1	1	1
2	1	1	1	1	1	1	1
3	1	1	1	1	1	1	1
4	1	1	1	1	1	1	1
5	1	1	1	1	1	1	1
6	1	2	2	2	1	1	1
7	2	2	2	2	2	1	1
8	2	2	2	2	2	2	1
9	2	2	2	2	2	2	1
10	2	2	2	2	2	2	2
11	2	2	2	2	2	2	2
12	2	2	2	2	2	2	2
13	2	2	2	2	3	2	2
14	3	3	3	3	3	2	2
15	3	3	3	3	3	2	3
16	3	3	3	3	3	2	2
17	3	3	3	3	3	2	2
18	2	3	3	3	2	2	2
19	2	2	2	2	2	1	1
20	1	2	2	2	2	1	1
21	1	2	2	2	2	2	1
22	2	2	2	2	2	2	1
23	1	1	1	1	2	1	1



NIAGARA: I-190 NORTHBOUND INTERCHANGES N1 TO N2 (1,300 VEH/HR/LANE)

LANES REQUIRED TO BE OPEN BY HOUR AND TIME OF DAY

SPRING SEASON      MARCH 1 THRU MAY 20							
HR/DAY	MON	TUES	WEDS	THUR	FRI	SAT	SUN
0	1	1	1	1	1	1	1
1	1	1	1	1	1	1	1
2	1	1	1	1	1	1	1
3	1	1	1	1	1	1	1
4	1	1	1	1	1	1	1
5	1	1	1	1	1	1	1
6	3	3	3	3	3	1	1
7	3	3	3	3	3	1	1
8	3	3	3	3	3	1	1
9	2	2	2	2	2	2	1
10	2	2	2	2	2	2	2
11	2	2	2	2	2	2	2
12	2	2	2	2	2	2	2
13	2	2	2	2	2	2	2
14	2	2	2	2	2	2	2
15	2	2	2	2	2	2	2
16	2	2	2	2	2	2	2
17	2	2	2	2	2	2	2
18	2	2	2	2	2	2	2
19	2	1	1	1	2	2	2
20	1	1	1	1	1	1	1
21	1	1	1	1	1	1	1
22	1	1	1	1	1	1	1
23	1	1	1	1	1	1	1

SUMMER SEASON      MAY 21 THRU SEPTEMBER 15							
HR/DAY	MON	TUES	WEDS	THUR	FRI	SAT	SUN
0	1	1	1	1	1	1	1
1	1	1	1	1	1	1	1
2	1	1	1	1	1	1	1
3	1	1	1	1	1	1	1
4	1	1	1	1	1	1	1
5	1	1	1	1	1	1	1
6	3	3	3	3	3	1	1
7	3	3	3	3	3	1	1
8	3	3	3	3	3	2	1
9	3	2	2	2	3	2	1
10	2	2	2	2	2	2	2
11	2	2	2	2	2	2	2
12	2	2	2	2	2	2	2
13	2	2	2	2	2	2	2
14	2	2	2	2	2	2	2
15	2	2	2	2	3	2	2
16	2	2	2	3	3	2	2
17	2	3	3	3	3	2	2
18	2	2	2	2	3	2	2
19	2	2	2	2	2	2	2
20	1	1	2	2	2	2	2
21	1	1	1	2	2	2	1
22	1	1	1	1	1	1	1
23	1	1	1	1	1	1	1

LANES REQUIRED TO BE OPEN BY HOUR AND TIME OF DAY

FALL SEASON      SEPTEMBER 16 THRU November 30							
HR/DAY	MON	TUES	WEDS	THUR	FRI	SAT	SUN
0	1	1	1	1	1	1	1
1	1	1	1	1	1	1	1
2	1	1	1	1	1	1	1
3	1	1	1	1	1	1	1
4	1	1	1	1	1	1	1
5	1	2	2	2	1	1	1
6	3	3	3	3	3	1	1
7	3	3	3	3	3	1	1
8	3	3	3	3	3	2	1
9	2	3	3	3	3	2	1
10	2	2	2	2	2	2	1
11	2	2	2	2	2	2	2
12	2	2	2	2	2	2	2
13	2	2	2	2	2	2	2
14	3	3	3	2	2	2	2
15	2	3	3	2	3	2	2
16	2	3	3	3	2	2	2
17	2	3	2	3	3	2	2
18	2	2	3	3	3	2	2
19	2	2	2	2	2	2	2
20	1	1	2	1	2	1	1
21	1	1	1	1	1	1	1
22	1	1	1	1	1	1	1
23	1	1	1	1	1	1	1

WINTER SEAS.      DECEMBER 1 THRU February 28							
HR/DAY	MON	TUES	WEDS	THUR	FRI	SAT	SUN
0	1	1	1	1	1	1	1
1	1	1	1	1	1	1	1
2	1	1	1	1	1	1	1
3	1	1	1	1	1	1	1
4	1	1	1	1	1	1	1
5	1	1	1	1	1	1	1
6	3	3	3	3	3	1	1
7	3	3	3	3	3	1	1
8	3	3	3	3	3	1	1
9	2	2	3	3	3	1	1
10	2	2	2	2	2	2	1
11	2	2	2	2	2	2	2
12	2	2	2	2	2	2	2
13	2	2	2	2	2	2	2
14	2	2	2	2	2	2	2
15	2	2	2	2	2	2	2
16	2	2	2	2	2	2	2
17	2	2	2	2	2	2	2
18	2	2	2	2	2	3	2
19	2	2	2	1	2	2	1
20	1	1	1	1	1	1	1
21	1	1	1	1	1	1	1
22	1	1	1	1	1	1	1
23	1	1	1	1	1	1	1

NIAGARA: I-190 SOUTHBOUND INTERCHANGES N2 TO N1 (1,300 VEH/HR/LANE)

LANES REQUIRED TO BE OPEN BY HOUR AND TIME OF DAY

SPRING SEASON      MARCH 1 THRU MAY 20							
HR/DAY	MON	TUES	WEDS	THUR	FRI	SAT	SUN
0	1	1	1	1	1	1	1
1	1	1	1	1	1	1	1
2	1	1	1	1	1	1	1
3	1	1	1	1	1	1	1
4	1	1	1	1	1	1	1
5	1	1	1	1	1	1	1
6	2	2	2	2	2	1	1
7	2	2	2	2	2	1	1
8	2	2	2	2	2	2	1
9	2	2	2	2	2	2	1
10	2	2	2	2	2	2	2
11	2	2	2	2	2	2	2
12	2	2	2	2	2	2	2
13	2	2	2	2	3	2	2
14	3	3	3	3	3	2	2
15	3	3	3	3	3	2	2
16	3	3	3	3	3	2	2
17	3	3	3	3	3	2	2
18	2	2	2	2	2	2	2
19	2	2	2	2	2	1	2
20	1	2	2	2	2	1	1
21	1	2	2	1	2	2	1
22	2	2	2	1	2	2	1
23	1	1	1	1	2	2	1

SUMMER SEASON      MAY 21 THRU SEPTEMBER 15							
HR/DAY	MON	TUES	WEDS	THUR	FRI	SAT	SUN
0	1	1	1	1	1	1	1
1	1	1	1	1	1	1	1
2	1	1	1	1	1	1	1
3	1	1	1	1	1	1	1
4	1	1	1	1	1	1	1
5	1	1	1	1	1	1	1
6	2	1	2	1	2	1	1
7	2	2	2	2	2	1	1
8	2	2	2	2	2	2	1
9	2	2	2	2	2	2	1
10	2	2	2	2	2	2	2
11	2	2	2	2	2	2	2
12	2	2	2	2	3	2	2
13	2	2	2	2	3	2	2
14	3	3	3	3	3	2	2
15	3	3	3	3	3	2	2
16	3	3	3	3	3	2	2
17	3	3	3	3	3	2	2
18	2	2	3	2	2	2	2
19	2	2	2	2	2	2	2
20	2	2	2	2	2	2	2
21	2	2	2	2	2	2	1
22	1	2	2	2	2	2	1
23	2	1	2	2	2	1	1

LANES REQUIRED TO BE OPEN BY HOUR AND TIME OF DAY

FALL SEASON      SEPTEMBER 16 THRU November 30							
HR/DAY	MON	TUES	WEDS	THUR	FRI	SAT	SUN
0	1	1	1	1	1	1	1
1	1	1	1	1	1	1	1
2	1	1	1	1	1	1	1
3	1	1	1	1	1	1	1
4	1	1	1	1	1	1	1
5	1	1	1	1	1	1	1
6	1	2	2	2	2	1	1
7	2	2	2	2	2	1	1
8	2	2	2	2	2	2	1
9	2	2	2	2	2	2	2
10	2	2	2	2	2	2	2
11	2	2	2	2	3	2	2
12	2	3	2	3	3	2	2
13	2	3	2	3	3	2	2
14	3	3	3	3	3	2	2
15	3	3	3	3	3	2	2
16	3	3	3	3	3	2	2
17	3	3	3	3	3	2	2
18	2	3	3	3	3	2	2
19	2	2	2	2	2	2	1
20	1	2	2	2	2	1	2
21	2	2	2	2	2	2	1
22	1	2	2	2	2	2	1
23	1	1	1	1	1	1	1

WINTER SEAS.      DECEMBER 1 THRU February 28							
HR/DAY	MON	TUES	WEDS	THUR	FRI	SAT	SUN
0	1	1	1	1	1	1	1
1	1	1	1	1	1	1	1
2	1	1	1	1	1	1	1
3	1	1	1	1	1	1	1
4	1	1	1	1	1	1	1
5	1	1	1	1	1	1	1
6	1	1	1	1	1	1	1
7	2	2	2	2	2	1	1
8	2	2	2	2	2	1	1
9	2	2	2	2	2	2	1
10	2	2	2	2	2	2	2
11	2	2	2	2	2	2	2
12	2	2	2	2	2	2	2
13	2	2	2	2	3	2	2
14	3	3	3	3	3	2	2
15	3	3	3	3	3	2	3
16	3	3	3	3	3	2	2
17	3	3	3	3	3	2	2
18	2	3	3	3	2	1	2
19	2	2	2	2	2	1	1
20	1	2	2	2	2	1	1
21	2	2	2	2	2	2	1
22	1	2	2	1	3	2	1
23	1	1	1	1	1	1	1

NOTES:

- THE NEW YORK STATE THRUWAY IS A LIMITED ACCESS, HIGH-SPEED, HIGH-VOLUME HIGHWAY. TRAFFIC SHALL BE MAINTAINED IN ACCORDANCE WITH THE *MANUAL ON UNIFORM TRAFFIC CONTROL DEVICES (MUTCD)*, THE *WORK ZONE TRAFFIC CONTROL PLANS*, AND THE *STANDARD SPECIFICATIONS* SECTION 619 AS AMENDED BY THE AUTHORITY.
- LANE CLOSURES ON THE THRUWAY SHALL ONLY BE ALLOWED IN ACCORDANCE WITH THESE TRAFFIC MANAGEMENT TABLE(S), UNLESS INDICATED OTHERWISE IN THE CONTRACT PLANS OR PROPOSAL DOCUMENTS.
- LANE CLOSURE CHARTS SHALL APPLY AS FOLLOWS:
  - 1,150 V

NIAGARA: I-190 NORTHBOUND INTERCHANGES N2 TO N3 (1,300 VEH/HR/LANE)

LANES REQUIRED TO BE OPEN BY HOUR AND TIME OF DAY

SPRING SEASON      MARCH 1 THRU MAY 20							
HR/DAY	MON	TUES	WEDS	THUR	FRI	SAT	SUN
0	1	1	1	1	1	1	1
1	1	1	1	1	1	1	1
2	1	1	1	1	1	1	1
3	1	1	1	1	1	1	1
4	1	1	1	1	1	1	1
5	1	1	1	1	1	1	1
6	3	3	3	3	3	1	1
7	3	3	3	3	3	1	1
8	3	3	3	3	3	1	1
9	3	2	3	2	2	2	1
10	2	2	2	2	2	2	2
11	2	2	2	2	2	2	2
12	2	2	2	2	2	2	2
13	2	2	2	2	2	2	2
14	2	2	2	2	2	2	2
15	2	2	2	2	2	2	2
16	2	2	2	2	2	2	2
17	2	2	2	2	2	2	2
18	2	2	2	2	2	2	2
19	2	1	2	2	2	2	2
20	1	1	1	1	1	1	1
21	1	1	1	1	1	1	1
22	1	1	1	1	1	1	1
23	1	1	1	1	1	1	1

SUMMER SEASON      MAY 21 THRU SEPTEMBER 15							
HR/DAY	MON	TUES	WEDS	THUR	FRI	SAT	SUN
0	1	1	1	1	1	1	1
1	1	1	1	1	1	1	1
2	1	1	1	1	1	1	1
3	1	1	1	1	1	1	1
4	1	1	1	1	1	1	1
5	1	1	1	1	1	1	1
6	3	3	3	3	3	1	1
7	3	3	3	3	3	1	1
8	3	3	3	3	3	1	1
9	3	2	2	2	2	2	1
10	2	2	2	2	2	2	2
11	2	2	2	2	2	2	2
12	2	2	2	2	2	2	2
13	2	2	2	2	2	2	2
14	2	2	2	2	2	2	2
15	2	2	2	2	2	2	2
16	2	2	2	2	3	2	2
17	2	3	2	2	3	2	2
18	2	2	2	2	3	2	2
19	2	2	2	2	2	2	2
20	1	1	1	2	2	2	2
21	1	1	1	2	2	2	1
22	1	1	1	1	2	1	1
23	1	1	1	1	1	1	1

LANES REQUIRED TO BE OPEN BY HOUR AND TIME OF DAY

FALL SEASON      SEPTEMBER 16 THRU November 30							
HR/DAY	MON	TUES	WEDS	THUR	FRI	SAT	SUN
0	1	1	1	1	1	1	1
1	1	1	1	1	1	1	1
2	1	1	1	1	1	1	1
3	1	1	1	1	1	1	1
4	1	1	1	1	1	1	1
5	1	1	1	1	1	1	1
6	3	3	3	3	3	1	1
7	3	3	3	3	3	1	1
8	3	3	3	3	3	1	1
9	2	3	3	3	3	2	1
10	2	2	2	2	2	2	1
11	2	2	2	2	2	2	2
12	2	2	2	2	2	2	2
13	2	2	2	2	2	2	2
14	2	2	2	2	2	2	2
15	2	2	2	2	2	2	2
16	2	2	2	2	2	2	2
17	2	2	2	2	3	2	2
18	2	2	2	2	3	2	2
19	2	2	2	2	2	2	2
20	1	1	1	1	1	1	1
21	1	1	1	1	1	1	1
22	1	1	1	1	1	1	1
23	1	1	1	1	1	1	1

WINTER SEAS.      DECEMBER 1 THRU February 28							
HR/DAY	MON	TUES	WEDS	THUR	FRI	SAT	SUN
0	1	1	1	1	1	1	1
1	1	1	1	1	1	1	1
2	1	1	1	1	1	1	1
3	1	1	1	1	1	1	1
4	1	1	1	1	1	1	1
5	1	1	1	1	1	1	1
6	3	3	3	3	3	1	1
7	3	3	3	3	3	1	1
8	3	3	3	3	3	1	1
9	2	3	3	3	2	1	1
10	2	2	2	2	2	2	1
11	2	2	2	2	2	2	2
12	2	2	2	2	2	2	2
13	2	2	2	2	2	2	2
14	2	2	2	2	2	2	2
15	2	2	2	2	2	2	2
16	2	2	2	2	2	2	2
17	2	2	2	2	2	2	2
18	2	2	2	2	2	2	2
19	1	2	1	2	2	2	1
20	1	1	1	1	1	1	1
21	1	1	1	1	1	1	1
22	1	1	1	1	1	1	1
23	1	1	1	1	1	1	1

NIAGARA: I-190 SOUTHBOUND INTERCHANGES N3 TO N2 (1,300 VEH/HR/LANE)

LANES REQUIRED TO BE OPEN BY HOUR AND TIME OF DAY

SPRING SEASON      MARCH 1 THRU MAY 20							
HR/DAY	MON	TUES	WEDS	THUR	FRI	SAT	SUN
0	1	1	1	1	1	1	1
1	1	1	1	1	1	1	1
2	1	1	1	1	1	1	1
3	1	1	1	1	1	1	1
4	1	1	1	1	1	1	1
5	1	1	1	1	1	1	1
6	1	1	1	1	1	1	1
7	2	2	2	2	2	1	1
8	2	2	2	2	2	2	1
9	2	2	2	2	2	2	1
10	2	2	2	2	2	2	2
11	2	2	2	2	2	2	2
12	2	2	2	2	2	2	2
13	2	2	2	2	2	2	2
14	3	3	3	3	3	2	2
15	3	3	3	3	3	2	2
16	3	3	3	3	3	2	2
17	3	3	3	3	3	2	2
18	2	2	2	2	2	2	2
19	2	2	2	2	2	1	2
20	1	2	2	2	2	1	2
21	2	2	2	1	2	2	1
22	2	2	2	2	2	2	2
23	1	1	1	1	2	2	1

SUMMER SEASON      MAY 21 THRU SEPTEMBER 15							
HR/DAY	MON	TUES	WEDS	THUR	FRI	SAT	SUN
0	1	1	1	1	1	1	1
1	1	1	1	1	1	1	1
2	1	1	1	1	1	1	1
3	1	1	1	1	1	1	1
4	1	1	1	1	1	1	1
5	1	1	1	1	1	1	1
6	1	1	1	1	1	1	1
7	2	2	2	2	2	1	1
8	2	2	2	2	2	2	1
9	2	2	2	2	2	2	1
10	2	2	2	2	2	2	2
11	2	2	2	2	2	2	2
12	2	2	2	2	3	2	2
13	2	2	2	2	3	2	2
14	3	3	3	3	3	2	2
15	3	3	3	3	3	2	2
16	3	3	3	3	3	2	2
17	3	3	3	3	3	2	2
18	2	2	2	2	2	2	2
19	2	2	2	2	2	2	2
20	2	2	2	2	2	2	2
21	1	2	2	2	2	2	1
22	1	2	2	2	2	2	1
23	2	1	1	2	2	1	1

LANES REQUIRED TO BE OPEN BY HOUR AND TIME OF DAY

FALL SEASON      SEPTEMBER 16 THRU November 30							
HR/DAY	MON	TUES	WEDS	THUR	FRI	SAT	SUN
0	1	1	1	1	1	1	1
1	1	1	1	1	1	1	1
2	1	1	1	1	1	1	1
3	1	1	1	1	1	1	1
4	1	1	1	1	1	1	1
5	1	1	1	1	1	1	1
6	1	1	1	1	1	1	1
7	2	2	2	2	2	1	1
8	2	2	2	2	2	2	1
9	2	2	2	2	2	2	2
10	2	2	2	2	2	2	2
11	2	2	2	2	2	2	2
12	2	2	2	2	3	2	2
13	2	2	2	2	3	2	2
14	3	3	3	3	3	2	2
15	3	3	3	3	3	2	2
16	3	3	3	3	3	2	2
17	3	3	3	3	3	2	2
18	2	3	2	3	2	2	1
19	2	2	2	2	2	1	2
20	1	2	2	2	2	1	1
21	2	2	2	2	2	2	1
22	1	2	2	2	2	2	1
23	1	1	1	1	1	1	1

WINTER SEAS.      DECEMBER 1 THRU February 28							
HR/DAY	MON	TUES	WEDS	THUR	FRI	SAT	SUN
0	1	1	1	1	1	1	1
1	1	1	1	1	1	1	1
2	1	1	1	1	1	1	1
3	1	1	1	1	1	1	1
4	1	1	1	1	1	1	1
5	1	1	1	1	1	1	1
6	1	1	1	1	1	1	1
7	2	2	2	2	2	1	1
8	2	2	2	2	2	1	1
9	2	2	2	2	2	2	1
10	2	2	2	2	2	2	2
11	2	2	2	2	2	2	2
12	2	2	2	2	2	2	2
13	2	2	2	2	2	2	2
14	3	3	3	3	3	2	2
15	3	3	3	3	3	2	3
16	3	3	3	3	3	2	2
17	3	3	3	3	3	2	2
18	2	3	2	2	2	1	2
19	2	2	2	2	2	1	1
20	1	1	2	2	1	1	1
21	1	2	2	2	2	2	1
22	2	2	2	2	3	2	1
23	1	1	1	1	2	1	1

NOTES:

- THE NEW YORK STATE THRUWAY IS A LIMITED ACCESS, HIGH-SPEED, HIGH-VOLUME HIGHWAY. TRAFFIC SHALL BE MAINTAINED IN ACCORDANCE WITH THE *MANUAL ON UNIFORM TRAFFIC CONTROL DEVICES (MUTCD)*, THE *WORK ZONE TRAFFIC CONTROL PLANS*, AND THE *STANDARD SPECIFICATIONS* SECTION 619 AS AMENDED BY THE AUTHORITY.
- LANE CLOSURES ON THE THRUWAY SHALL ONLY BE ALLOWED IN ACCORDANCE WITH THESE TRAFFIC MANAGEMENT TABLE(S), UNLESS INDICATED OTHERWISE IN THE CONTRACT PLANS OR PROPOSAL DOCUMENTS.
- LANE CLOSURE CHARTS SHALL APPLY AS FOLLOWS:
  - 1,150 V

NIAGARA: I-190 NORTHBOUND INTERCHANGES N3 TO N4 (1,300 VEH/HR/LANE)

LANES REQUIRED TO BE OPEN BY HOUR AND TIME OF DAY

SPRING SEASON							
MARCH 1 THRU MAY 20							
HR/DAY	MON	TUES	WEDS	THUR	FRI	SAT	SUN
0	1	1	1	1	1	1	1
1	1	1	1	1	1	1	1
2	1	1	1	1	1	1	1
3	1	1	1	1	1	1	1
4	1	1	1	1	1	1	1
5	1	1	1	1	1	1	1
6	3	3	3	3	3	1	1
7	3	3	3	3	3	1	1
8	3	3	3	3	3	2	1
9	3	3	3	3	3	2	1
10	2	2	2	2	2	2	2
11	2	2	2	2	2	2	2
12	2	2	2	2	2	2	2
13	2	2	2	2	2	2	2
14	2	2	3	2	3	2	2
15	3	3	3	3	3	2	2
16	3	2	3	3	3	2	2
17	2	3	3	2	3	2	2
18	2	2	3	2	3	3	2
19	2	2	2	2	2	2	2
20	1	2	1	2	2	2	2
21	1	1	1	1	2	2	1
22	1	1	1	1	1	1	1
23	1	1	1	1	1	1	1

SUMMER SEASON							
MAY 21 THRU SEPTEMBER 15							
HR/DAY	MON	TUES	WEDS	THUR	FRI	SAT	SUN
0	1	1	1	1	1	1	1
1	1	1	1	1	1	1	1
2	1	1	1	1	1	1	1
3	1	1	1	1	1	1	1
4	1	1	1	1	1	1	1
5	1	1	1	1	1	1	1
6	3	3	3	3	3	1	1
7	3	3	3	3	3	1	1
8	3	3	3	3	3	2	1
9	3	3	3	3	3	2	1
10	2	2	2	2	2	2	2
11	2	2	2	2	2	2	2
12	2	2	2	2	3	2	2
13	2	2	2	2	3	2	2
14	2	2	3	3	3	2	2
15	3	3	3	3	3	2	2
16	3	3	3	3	3	2	2
17	3	3	3	3	3	2	2
18	2	2	2	3	3	2	2
19	2	2	2	2	2	2	2
20	2	2	2	2	2	2	2
21	1	1	2	2	2	2	2
22	1	1	1	2	2	2	1
23	1	1	1	1	1	1	1

LANES REQUIRED TO BE OPEN BY HOUR AND TIME OF DAY

FALL SEASON							
SEPTEMBER 16 THRU November 30							
HR/DAY	MON	TUES	WEDS	THUR	FRI	SAT	SUN
0	1	1	1	1	1	1	1
1	1	1	1	1	1	1	1
2	1	1	1	1	1	1	1
3	1	1	1	1	1	1	1
4	1	1	1	1	1	1	1
5	1	1	1	1	1	1	1
6	3	3	3	3	3	1	1
7	3	3	3	3	3	1	1
8	3	3	3	3	3	2	1
9	3	3	3	3	3	2	1
10	2	2	2	2	2	2	2
11	2	2	2	2	2	2	2
12	2	2	2	2	2	2	2
13	2	2	2	2	2	2	2
14	3	3	2	3	3	2	2
15	3	3	3	3	3	2	2
16	2	3	3	3	3	2	2
17	2	3	3	3	3	2	2
18	2	3	3	3	3	3	2
19	2	2	2	2	2	2	2
20	1	1	1	2	2	2	2
21	1	1	1	1	2	1	1
22	1	1	1	1	1	1	1
23	1	1	1	1	1	1	1

WINTER SEAS.							
DECEMBER 1 THRU February 28							
HR/DAY	MON	TUES	WEDS	THUR	FRI	SAT	SUN
0	1	1	1	1	1	1	1
1	1	1	1	1	1	1	1
2	1	1	1	1	1	1	1
3	1	1	1	1	1	1	1
4	1	1	1	1	1	1	1
5	1	1	1	1	1	1	1
6	3	3	3	3	3	1	1
7	3	3	3	3	3	1	1
8	3	3	3	3	3	1	1
9	3	3	3	3	3	2	1
10	2	2	2	2	2	2	1
11	2	2	2	2	2	2	2
12	2	2	2	2	2	2	2
13	2	2	2	2	2	2	2
14	2	2	2	2	2	2	2
15	2	3	3	3	3	2	2
16	2	2	3	2	3	2	2
17	2	3	2	3	3	2	2
18	2	3	2	2	3	3	2
19	2	2	2	2	2	2	2
20	1	1	1	1	2	1	1
21	1	1	1	1	1	1	1
22	1	1	1	1	1	1	1
23	1	1	1	1	1	1	1

NIAGARA: I-190 SOUTHBOUND INTERCHANGES N4 TO N3 (1,300 VEH/HR/LANE)

LANES REQUIRED TO BE OPEN BY HOUR AND TIME OF DAY

SPRING SEASON							
MARCH 1 THRU MAY 20							
HR/DAY	MON	TUES	WEDS	THUR	FRI	SAT	SUN
0	1	1	1	1	1	1	1
1	1	1	1	1	1	1	1
2	1	1	1	1	1	1	1
3	1	1	1	1	1	1	1
4	1	1	1	1	1	1	1
5	1	1	1	1	1	1	1
6	1	1	1	1	1	1	1
7	2	2	2	2	2	1	1
8	2	2	2	2	2	2	1
9	2	2	2	2	2	2	1
10	2	2	2	2	2	2	2
11	2	2	2	2	2	2	2
12	2	2	2	2	3	2	2
13	2	2	2	2	3	2	2
14	3	3	3	3	3	2	2
15	3	3	3	3	3	2	2
16	3	3	3	3	3	2	2
17	3	3	3	3	3	2	2
18	2	2	3	3	3	2	2
19	2	2	2	2	2	2	2
20	1	2	2	2	2	1	2
21	2	2	2	2	2	2	1
22	2	2	2	2	2	2	2
23	1	1	1	1	2	2	1

SUMMER SEASON							
MAY 21 THRU SEPTEMBER 15							
HR/DAY	MON	TUES	WEDS	THUR	FRI	SAT	SUN
0	1	1	1	1	1	1	1
1	1	1	1	1	1	1	1
2	1	1	1	1	1	1	1
3	1	1	1	1	1	1	1
4	1	1	1	1	1	1	1
5	1	1	1	1	1	1	1
6	2	1	1	1	1	1	1
7	2	2	2	2	2	1	1
8	2	2	2	2	2	2	1
9	2	2	2	2	2	2	2
10	2	2	2	2	2	2	2
11	2	2	2	2	2	2	2
12	2	2	3	3	3	2	2
13	2	2	3	3	3	2	2
14	3	3	3	3	3	2	2
15	3	3	3	3	3	2	2
16	3	3	3	3	3	2	2
17	3	3	3	3	3	2	2
18	3	3	3	3	2	2	2
19	2	2	2	2	2	2	2
20	2	2	2	2	2	2	2
21	2	2	2	2	2	2	1
22	1	2	2	2	2	2	1
23	2	2	2	2	2	2	1

LANES REQUIRED TO BE OPEN BY HOUR AND TIME OF DAY

FALL SEASON							
SEPTEMBER 16 THRU November 30							
HR/DAY	MON	TUES	WEDS	THUR	FRI	SAT	SUN
0	1	1	1	1	1	1	1
1	1	1	1	1	1	1	1
2	1	1	1	1	1	1	1
3	1	1	1	1	1	1	1
4	1	1	1	1	1	1	1
5	1	1	1	1	1	1	1
6	1	2	1	2	1	1	1
7	2	2	2	2	2	1	1
8	2	2	2	2	2	2	1
9	2	2	2	2	2	2	2
10	2	2	2	2	2	2	2
11	2	2	2	2	3	2	2
12	2	3	2	2	3	2	2
13	2	3	2	3	3	2	2
14	3	3	3	3	3	2	2
15	3	3	3	3	3	2	2
16	3	3	3	3	3	2	2
17	3	3	3	3	3	2	2
18	3	3	3	3	3	2	2
19	2	2	2	2	2	2	2
20	2	2	2	2	2	1	2
21	2	2	2	2	2	2	1
22	1	2	2	2	2	2	1
23	1	1	1	1	2	2	1

WINTER SEAS.		DECEMBER 1 THRU February 28					
HR/DAY	MON	TUES	WEDS	THUR	FRI	SAT	SUN
0	1	1	1	1	1	1	1
1	1	1	1	1	1	1	1
2	1	1	1	1	1	1	1
3	1	1	1	1	1	1	1
4	1	1	1	1	1	1	1
5	1	1	1	1	1	1	1
6	1	1	1	1	1	1	1
7	2	2	2	2	2	1	1
8	2	2	2	2	2	1	1
9	2	2	2	2	2	2	1
10	2	2	2	2	2	2	2
11	2	2	2	2	2	2	2
12	2	2	2	2	3	2	2
13	2	2	2	2	3	2	2
14	3	3	3	3	3	2	2
15	3	3	3	3	3	2	3
16	3	3	3	3	3	2	2
17	3	3	3	3	3	2	2
18	3	3	3	3	2	2	2
19	2	2	2	2	2	1	1
20	2	2	2	2	2	1	1
21	2	2	2	2	2	2	1
22	2	2	2	2	3	2	1
23	1	1	1	1	2	1	1

NIAGARA: I-190 NORTHBOUND INTERCHANGES N4 TO N5 (1,300 VEH/HR/LANE)

LANES REQUIRED TO BE OPEN BY HOUR AND TIME OF DAY

SPRING SEASON							
MARCH 1 THRU MAY 20							
HR/DAY	MON	TUES	WEDS	THUR	FRI	SAT	SUN
0	1	1	1	1	1	1	1
1	1	1	1	1	1	1	1
2	1	1	1	1	1	1	1
3	1	1	1	1	1	1	1
4	1	1	1	1	1	1	1
5	1	1	1	1	1	1	1
6	3	3	3	3	3	1	1
7	3	3	3	3	3	1	1
8	3	3	3	3	3	2	1
9	3	3	3	3	3	2	1
10	2	2	2	2	2	2	2
11	2	2	2	2	2	2	2
12	2	2	2	2	2	2	2
13	2	2	2	2	2	2	3
14	3	2	3	2	3	2	2
15	3	3	3	3	3	2	2
16	3	3	3	3	3	2	2
17	3	3	3	3	3	2	2
18	2	2	3	2	3	3	2
19	2	2	2	2	2	2	2
20	2	1	2	2	2	2	2
21	1	1	1	1	2	2	1
22	1	1	1	1	1	1	1
23	1	1	1	1	1	1	1

SUMMER SEASON							
MAY 21 THRU SEPTEMBER 15							
HR/DAY	MON	TUES	WEDS	THUR	FRI	SAT	SUN
0	1	1	1	1	1	1	1
1	1	1	1	1	1	1	1
2	1	1	1	1	1	1	1
3	1	1	1	1	1	1	1
4	1	1	1	1	1	1	1
5	1	1	1	1	1	1	1
6	3	3	3	3	3	1	1
7	3	3	3	3	3	1	1
8	3	3	3	3	3	2	1
9	3	3	3	3	3	2	1
10	2	2	2	2	2	2	2
11	2	2	2	2	2	2	2
12	2	2	2	3	3	2	2
13	2	2	2	2	3	2	2
14	3	3	3	3	3	2	2
15	3	3	3	3	3	2	2
16	3	3	3	3	3	2	2
17	3	3	3	3	3	2	2
18	2	2	2	3	3	2	2
19	2	2	2	2	2	2	2
20	2	2	2	2	2	2	2
21	1	1	2	2	2	2	2
22	1	1	1	2	2	2	1
23	1	1	1	1	1	1	1

LANES REQUIRED TO BE OPEN BY HOUR AND TIME OF DAY

FALL SEASON							
SEPTEMBER 16 THRU November 30							
HR/DAY	MON	TUES	WEDS	THUR	FRI	SAT	SUN
0	1	1	1	1	1	1	1
1	1	1	1	1	1	1	1
2	1	1	1	1	1	1	1
3	1	1	1	1	1	1	1
4	1	1	1	1	1	1	1
5	1	1	1	2	1	1	1
6	3	3	3	3	3	1	1
7	3	3	3	3	3	1	1
8	3	3	3	3	3	2	1
9	3	3	3	3	3	2	1
10	2	2	2	2	2	2	2
11	2	2	2	2	2	2	2
12	2	2	2	2	2	2	2
13	2	2	2	2	3	2	2
14	3	3	3	3	3	2	2
15	3	3	3	3	3	2	2
16	3	3	3	3	3	2	2
17	3	3	3	3	3	2	2
18	2	3	3	3	3	3	2
19	2	2	2	2	2	2	2
20	1	1	2	2	2	2	2
21	1	1	1	1	2	1	1
22	1	1	1	1	1	1	1
23	1	1	1	1	1	1	1

WINTER SEAS.							
DECEMBER 1 THRU February 28							
HR/DAY	MON	TUES	WEDS	THUR	FRI	SAT	SUN
0	1	1	1	1	1	1	1
1	1	1	1	1	1	1	1
2	1	1	1	1	1	1	1
3	1	1	1	1	1	1	1
4	1	1	1	1	1	1	1
5	1	1	1	1	1	1	1
6	3	3	3	3	3	1	1
7	3	3	3	3	3	1	1
8	3	3	3	3	3	1	1
9	3	3	3	3	3	2	1
10	2	2	2	2	2	2	1
11	2	2	2	2	2	2	2
12	2	2	2	2	2	2	2
13	2	2	2	2	2	2	2
14	2	3	2	2	3	2	2
15	3	3	3	3	3	2	2
16	3	3	3	3	3	2	2
17	3	3	3	3	3	2	2
18	2	3	2	2	3	3	2
19	2	2	2	2	2	2	2
20	1	1	1	1	2	1	1
21	1	1	1	1	1	1	1
22	1	1	1	1	1	1	1
23	1	1	1	1	1	1	1

NIAGARA: I-190 SOUTHBOUND INTERCHANGES N5 TO N4 (1,300 VEH/HR/LANE)

LANES REQUIRED TO BE OPEN BY HOUR AND TIME OF DAY

SPRING SEASON							
MARCH 1 THRU MAY 20							
HR/DAY	MON	TUES	WEDS	THUR	FRI	SAT	SUN
0	1	1	1	1	1	1	1
1	1	1	1	1	1	1	1
2	1	1	1	1	1	1	1
3	1	1	1	1	1	1	1
4	1	1	1	1	1	1	1
5	1	1	1	1	1	1	1
6	2	2	2	2	2	1	1
7	3	2	2	2	2	1	1
8	2	2	2	2	2	2	1
9	2	2	2	2	2	2	1
10	2	2	2	2	2	2	2
11	2	2	2	2	3	2	2
12	2	2	2	2	3	2	2
13	2	2	3	3	3	2	2
14	3	3	3	3	3	2	2
15	3	3	3	3	3	2	2
16	3	3	3	3	3	2	2
17	3	3	3	3	3	2	2
18	3	3	3	3	3	2	2
19	2	2	2	2	2	2	2
20	2	2	2	2	2	1	2
21	2	2	2	2	2	2	1
22	1	2	2	2	2	2	2
23	1	1	1	1	2	2	1

SUMMER SEASON							
MAY 21 THRU SEPTEMBER 15							
HR/DAY	MON	TUES	WEDS	THUR	FRI	SAT	SUN
0	1	1	1	1	1	1	1
1	1	1	1	1	1	1	1
2	1	1	1	1	1	1	1
3	1	1	1	1	1	1	1
4	1	1	1	1	1	1	1
5	1	1	1	1	1	1	1
6	2	2	2	2	2	1	1
7	3	2	2	2	2	1	1
8	2	2	2	2	2	2	1
9	2	2	2	2	2	2	2
10	2	2	2	2	2	2	2
11	2	2	2	3	3	2	2
12	3	3	3	3	3	2	2
13	3	3	3	3	3	2	2
14	3	3	3	3	3	2	2
15	3	3	3	3	3	2	2
16	3	3	3	3	3	2	2
17	3	3	3	3	3	2	2
18	3	3	3	3	3	2	2
19	2	2	2	2	2	2	2
20	2	2	2	2	2	2	2
21	2	2	2	2	2	2	2
22	1	2	2	2	2	2	1
23	2	1	2	2	2	2	1

LANES REQUIRED TO BE OPEN BY HOUR AND TIME OF DAY

FALL SEASON							
SEPTEMBER 16 THRU November 30							
HR/DAY	MON	TUES	WEDS	THUR	FRI	SAT	SUN
0	1	1	1	1	1	1	1
1	1	1	1	1	1	1	1
2	1	1	1	1	1	1	1
3	1	1	1	1	1	1	1
4	1	1	1	1	1	1	1
5	1	1	1	1	1	1	1
6	2	2	2	2	2	1	1
7	2	3	2	3	3	1	1
8	2	3	2	3	3	2	1
9	2	2	2	2	2	2	2
10	2	2	2	2	2	2	2
11	2	2	2	2	3	2	2
12	2	3	2	3	3	2	2
13	3	3	3	3	3	2	2
14	3	3	3	3	3	2	2
15	3	3	3	3	3	2	2
16	3	3	3	3	3	2	2
17	3	3	3	3	3	2	2
18	3	3	3	3	3	2	2
19	2	2	2	2	2	2	2
20	2	2	2	2	2	2	2
21	2	2	2	2	2	2	1
22	2	2	2	2	2	2	1
23	1	1	1	1	2	2	1

WINTER SEAS.		DECEMBER 1 THRU February 28					
HR/DAY	MON	TUES	WEDS	THUR	FRI	SAT	SUN
0	1	1	1	1	1	1	1
1	1	1	1	1	1	1	1
2	1	1	1	1	1	1	1
3	1	1	1	1	1	1	1
4	1	1	1	1	1	1	1
5	1	1	1	1	1	1	1
6	2	2	2	2	2	1	1
7	2	3	3	2	2	1	1
8	2	2	2	2	2	1	1
9	2	2	2	2	2	2	1
10	2	2	2	2	2	2	2
11	2	2	2	2	2	2	2
12	2	2	2	2	3	2	2
13	2	2	3	2	3	2	2
14	3	3	3	3	3	2	2
15	3	3	3	3	3	2	3
16	3	3	3	3	3	2	2
17	3	3	3	3	3	2	2
18	3	3	3	3	3	2	2
19	2	2	2	2	2	1	1
20	2	2	2	2	2	1	1
21	2	2	2	2	2	2	1
22	2	2	2	2	3	2	1
23	1	1	1	1	2	1	1

NIAGARA: I-190 NORTHBOUND INTERCHANGES N5 TO N6 (1,300 VEH/HR/LANE)

LANES REQUIRED TO BE OPEN BY HOUR AND TIME OF DAY

SPRING SEASON							
MARCH 1 THRU MAY 20							
HR/DAY	MON	TUES	WEDS	THUR	FRI	SAT	SUN
0	1	1	1	1	1	1	1
1	1	1	1	1	1	1	1
2	1	1	1	1	1	1	1
3	1	1	1	1	1	1	1
4	1	1	1	1	1	1	1
5	1	1	1	1	1	1	1
6	3	3	3	3	3	1	1
7	3	3	3	3	3	1	1
8	3	3	3	3	3	2	1
9	3	3	3	3	3	2	1
10	2	2	2	2	2	2	2
11	2	2	2	2	2	2	2
12	2	2	2	2	2	2	2
13	2	2	2	2	2	2	3
14	3	2	3	2	3	2	2
15	3	3	3	3	3	2	2
16	3	3	3	3	3	2	2
17	3	3	3	3	3	2	2
18	2	2	2	2	3	3	2
19	2	2	2	2	2	2	2
20	2	1	2	2	2	2	2
21	1	1	1	1	2	2	1
22	1	1	1	1	2	2	1
23	1	1	1	1	1	1	1

SUMMER SEASON							
MAY 21 THRU SEPTEMBER 15							
HR/DAY	MON	TUES	WEDS	THUR	FRI	SAT	SUN
0	1	1	1	1	1	1	1
1	1	1	1	1	1	1	1
2	1	1	1	1	1	1	1
3	1	1	1	1	1	1	1
4	1	1	1	1	1	1	1
5	1	1	1	1	1	1	1
6	3	3	3	3	3	1	1
7	3	3	3	3	3	1	1
8	3	3	3	3	3	2	1
9	3	3	3	3	3	2	1
10	2	2	2	2	2	2	2
11	2	2	2	2	2	2	2
12	2	2	2	3	3	2	2
13	2	2	2	2	3	2	2
14	3	3	3	3	3	2	2
15	3	3	3	3	3	2	2
16	3	3	3	3	3	2	2
17	3	3	3	3	3	2	2
18	2	2	2	3	3	2	2
19	2	2	2	2	2	2	2
20	2	2	2	2	2	2	2
21	1	1	2	2	2	2	2
22	1	1	1	2	2	2	1
23	1	1	1	1	1	1	1

LANES REQUIRED TO BE OPEN BY HOUR AND TIME OF DAY

FALL SEASON							
SEPTEMBER 16 THRU November 30							
HR/DAY	MON	TUES	WEDS	THUR	FRI	SAT	SUN
0	1	1	1	1	1	1	1
1	1	1	1	1	1	1	1
2	1	1	1	1	1	1	1
3	1	1	1	1	1	1	1
4	1	1	1	1	1	1	1
5	1	1	1	1	1	1	1
6	3	3	3	3	3	1	1
7	3	3	3	3	3	1	1
8	3	3	3	3	3	2	1
9	3	3	3	3	3	2	1
10	2	2	2	2	2	2	2
11	2	2	2	2	3	2	2
12	2	2	2	2	3	2	2
13	2	2	2	2	3	2	2
14	3	3	3	3	3	2	2
15	3	3	3	3	3	2	2
16	3	3	3	3	3	2	2
17	3	3	3	3	3	2	2
18	2	3	3	3	3	3	2
19	2	2	2	2	2	2	2
20	1	2	2	2	2	2	2
21	1	1	2	2	2	2	1
22	1	1	1	1	2	2	1
23	1	1	1	1	1	1	1

WINTER SEAS.							
DECEMBER 1 THRU February 28							
HR/DAY	MON	TUES	WEDS	THUR	FRI	SAT	SUN
0	1	1	1	1	1	1	1
1	1	1	1	1	1	1	1
2	1	1	1	1	1	1	1
3	1	1	1	1	1	1	1
4	1	1	1	1	1	1	1
5	1	1	1	1	1	1	1
6	3	3	3	3	3	1	1
7	3	3	3	3	3	1	1
8	3	3	3	3	3	1	1
9	3	3	3	3	3	2	1
10	2	2	2	2	2	2	1
11	2	2	2	2	2	2	2
12	2	2	2	2	2	2	2
13	2	2	2	2	2	2	2
14	2	3	3	2	3	2	2
15	3	3	3	3	3	2	2
16	3	3	3	3	3	2	2
17	3	3	3	3	3	2	2
18	2	2	2	2	3	3	2
19	2	2	2	2	2	2	2
20	1	1	1	1	2	1	1
21	1	1	1	1	2	1	1
22	1	1	1	1	2	2	1
23	1	1	1	1	1	1	1

NIAGARA: I-190 SOUTHBOUND INTERCHANGES N6 TO N5 (1,300 VEH/HR/LANE)

LANES REQUIRED TO BE OPEN BY HOUR AND TIME OF DAY

SPRING SEASON							
MARCH 1 THRU MAY 20							
HR/DAY	MON	TUES	WEDS	THUR	FRI	SAT	SUN
0	1	1	1	1	1	1	1
1	1	1	1	1	1	1	1
2	1	1	1	1	1	1	1
3	1	1	1	1	1	1	1
4	1	1	1	1	1	1	1
5	1	1	1	1	1	1	1
6	2	2	2	2	2	1	1
7	3	2	3	3	3	1	1
8	3	2	2	2	2	2	1
9	2	2	2	2	2	2	1
10	2	2	2	2	2	2	2
11	2	2	2	2	2	2	2
12	2	2	2	2	3	2	2
13	2	2	2	2	3	2	2
14	3	3	3	3	3	2	2
15	3	3	3	3	3	2	2
16	3	3	3	3	3	2	2
17	3	3	3	3	3	2	2
18	2	2	3	3	3	2	2
19	2	2	2	2	2	2	2
20	2	2	2	2	2	1	2
21	1	2	2	2	2	2	1
22	1	1	1	1	2	2	1
23	1	1	1	1	2	1	1

SUMMER SEASON							
MAY 21 THRU SEPTEMBER 15							
HR/DAY	MON	TUES	WEDS	THUR	FRI	SAT	SUN
0	1	1	1	1	1	1	1
1	1	1	1	1	1	1	1
2	1	1	1	1	1	1	1
3	1	1	1	1	1	1	1
4	1	1	1	1	1	1	1
5	1	1	1	1	1	1	1
6	2	2	2	2	2	1	1
7	3	3	3	3	3	1	1
8	3	2	2	3	3	2	1
9	2	2	2	2	2	2	2
10	2	2	2	2	2	2	2
11	2	2	2	2	3	2	2
12	2	2	3	3	3	2	2
13	3	3	3	3	3	2	2
14	3	3	3	3	3	2	2
15	3	3	3	3	3	2	2
16	3	3	3	3	3	2	2
17	3	3	3	3	3	2	2
18	2	2	3	3	3	2	2
19	2	2	2	2	2	2	2
20	2	2	2	2	2	2	2
21	2	2	2	2	2	2	2
22	1	2	2	2	2	2	1
23	1	1	1	1	2	2	1

LANES REQUIRED TO BE OPEN BY HOUR AND TIME OF DAY

FALL SEASON							
SEPTEMBER 16 THRU November 30							
HR/DAY	MON	TUES	WEDS	THUR	FRI	SAT	SUN
0	1	1	1	1	1	1	1
1	1	1	1	1	1	1	1
2	1	1	1	1	1	1	1
3	1	1	1	1	1	1	1
4	1	1	1	1	1	1	1
5	1	1	1	1	1	1	1
6	2	2	2	2	2	1	1
7	3	3	3	3	3	1	1
8	3	3	3	3	3	2	1
9	2	2	2	2	2	2	2
10	2	2	2	2	2	2	2
11	2	2	3	3	3	2	2
12	2	3	2	3	3	2	2
13	2	3	2	3	3	2	2
14	3	3	3	3	3	2	2
15	3	3	3	3	3	2	2
16	3	3	3	3	3	2	2
17	3	3	3	3	3	2	2
18	2	3	3	3	3	2	2
19	2	2	2	2	2	2	2
20	2	2	2	2	2	1	1
21	1	2	2	2	2	2	1
22	1	2	2	1	2	2	1
23	1	1	1	1	1	1	1

WINTER SEAS.		DECEMBER 1 THRU February 28						
HR/DAY	MON	TUES	WEDS	THUR	FRI	SAT	SUN	
0	1	1	1	1	1	1	1	
1	1	1	1	1	1	1	1	
2	1	1	1	1	1	1	1	
3	1	1	1	1	1	1	1	
4	1	1	1	1	1	1	1	
5	1	1	1	1	1	1	1	
6	2	2	2	2	2	1	1	
7	3	3	3	3	3	1	1	
8	2	3	3	3	2	1	1	
9	2	2	2	2	2	2	1	
10	2	2	2	2	2	2	2	
11	2	2	2	2	2	2	2	
12	2	2	2	2	3	2	2	
13	2	2	2	2	3	2	2	
14	3	3	3	3	3	2	2	
15	3	3	3	3	3	2	2	
16	3	3	3	3	3	2	2	
17	3	3	3	3	3	2	2	
18	2	3	3	3	3	2	2	
19	2	2	2	2	2	1	1	
20	2	2	2	2	2	1	1	
21	1	2	2	2	2	2	1	
22	1	2	2	1	2	2	1	
23	1	1	1	1	1	1	1	

NIAGARA: I-190 NORTHBOUND INTERCHANGES N8 TO N9 (1,300 VEH/HR/LANE)

LANES REQUIRED TO BE OPEN BY HOUR AND TIME OF DAY

SPRING SEASON      MARCH 1 THRU MAY 20							
HR/DAY	MON	TUES	WEDS	THUR	FRI	SAT	SUN
0	1	1	1	1	1	1	1
1	1	1	1	1	1	1	1
2	1	1	1	1	1	1	1
3	1	1	1	1	1	1	1
4	1	1	1	1	1	1	1
5	1	1	1	1	1	1	1
6	3	2	2	2	2	1	1
7	3	3	3	3	3	1	1
8	3	3	3	3	3	2	1
9	2	2	2	2	2	2	1
10	2	2	2	2	2	2	2
11	2	2	2	2	2	2	2
12	2	2	2	2	2	2	2
13	2	2	2	2	3	2	2
14	3	3	3	3	3	2	2
15	3	3	3	3	3	2	3
16	3	3	3	3	3	2	2
17	3	3	3	3	3	2	2
18	3	2	3	2	3	2	2
19	2	2	2	2	2	2	2
20	2	2	2	2	2	2	2
21	2	2	2	2	2	2	2
22	2	2	2	2	2	2	2
23	1	1	1	1	2	2	1

SUMMER SEASON      MAY 21 THRU SEPTEMBER 15							
HR/DAY	MON	TUES	WEDS	THUR	FRI	SAT	SUN
0	1	1	1	1	1	1	1
1	1	1	1	1	1	1	1
2	1	1	1	1	1	1	1
3	1	1	1	1	1	1	1
4	1	1	1	1	1	1	1
5	1	1	1	1	1	1	1
6	3	2	3	3	3	1	1
7	3	3	3	3	3	1	1
8	3	3	3	3	3	2	1
9	2	2	2	2	2	2	1
10	2	2	2	2	2	2	2
11	2	2	2	2	3	2	2
12	3	2	3	3	3	2	2
13	2	2	2	3	3	2	2
14	3	3	3	3	3	3	3
15	3	3	3	3	3	3	3
16	3	3	3	3	3	2	3
17	3	3	3	3	3	2	3
18	3	3	3	3	3	2	2
19	2	2	2	2	2	2	2
20	2	2	2	2	2	2	2
21	2	2	2	2	2	2	2
22	2	2	2	2	2	2	2
23	1	1	2	2	2	2	1

LANES REQUIRED TO BE OPEN BY HOUR AND TIME OF DAY

FALL SEASON      SEPTEMBER 16 THRU November 30							
HR/DAY	MON	TUES	WEDS	THUR	FRI	SAT	SUN
0	1	1	1	1	1	1	1
1	1	1	1	1	1	1	1
2	1	1	1	1	1	1	1
3	1	1	1	1	1	1	1
4	1	1	1	1	1	1	1
5	1	1	1	1	1	1	1
6	2	3	3	3	3	1	1
7	3	3	3	3	3	1	1
8	3	3	3	3	3	2	1
9	2	2	2	3	2	2	1
10	2	2	2	2	2	2	2
11	2	2	2	2	3	2	2
12	2	3	3	3	3	2	2
13	2	3	3	3	3	2	2
14	3	3	3	3	3	2	2
15	3	3	3	3	3	3	2
16	3	3	3	3	3	2	3
17	3	3	3	3	3	2	3
18	3	3	3	3	3	2	3
19	2	2	2	2	2	2	2
20	2	2	2	2	2	2	2
21	2	2	2	2	2	2	1
22	2	2	2	2	3	2	1
23	1	1	1	1	2	2	1

WINTER SEAS.      DECEMBER 1 THRU February 28							
HR/DAY	MON	TUES	WEDS	THUR	FRI	SAT	SUN
0	1	1	1	1	1	1	1
1	1	1	1	1	1	1	1
2	1	1	1	1	1	1	1
3	1	1	1	1	1	1	1
4	1	1	1	1	1	1	1
5	1	1	1	1	1	1	1
6	2	3	3	3	2	1	1
7	3	3	3	3	3	1	1
8	3	3	3	3	3	1	1
9	2	2	2	2	2	2	1
10	2	2	2	2	2	2	1
11	2	2	2	2	2	2	2
12	2	2	2	2	2	2	2
13	2	2	2	2	2	2	2
14	3	3	3	3	3	2	2
15	3	3	3	3	3	2	3
16	3	3	3	3	3	2	2
17	3	3	3	3	3	2	2
18	2	3	2	3	3	2	2
19	2	2	2	2	2	2	2
20	2	2	2	2	2	2	2
21	2	2	2	2	2	2	1
22	2	2	2	2	3	2	1
23	1	1	1	1	2	1	1

NIAGARA: I-190 SOUTHBOUND INTERCHANGES N9 TO N8 (1,300 VEH/HR/LANE)

LANES REQUIRED TO BE OPEN BY HOUR AND TIME OF DAY

SPRING SEASON      MARCH 1 THRU MAY 20							
HR/DAY	MON	TUES	WEDS	THUR	FRI	SAT	SUN
0	1	1	1	1	1	1	1
1	1	1	1	1	1	1	1
2	1	1	1	1	1	1	1
3	1	1	1	1	1	1	1
4	1	1	1	1	1	1	1
5	1	1	1	1	1	1	1
6	3	2	2	2	2	1	1
7	3	3	3	3	3	2	1
8	3	3	3	3	3	2	1
9	3	2	2	2	3	2	2
10	2	2	2	2	2	2	2
11	2	2	2	2	3	2	2
12	2	2	2	2	3	2	2
13	2	2	2	3	3	2	2
14	3	3	3	3	3	2	2
15	3	3	3	3	3	2	2
16	3	3	3	3	3	2	2
17	3	3	3	3	3	2	2
18	2	3	3	3	3	2	2
19	2	2	2	2	2	2	2
20	2	2	2	2	2	2	2
21	1	1	2	2	2	1	1
22	1	1	1	1	1	1	1
23	1	1	1	1	1	1	1

SUMMER SEASON      MAY 21 THRU SEPTEMBER 15							
HR/DAY	MON	TUES	WEDS	THUR	FRI	SAT	SUN
0	1	1	1	1	1	1	1
1	1	1	1	1	1	1	1
2	1	1	1	1	1	1	1
3	1	1	1	1	1	1	1
4	1	1	1	1	1	1	1
5	1	1	1	1	1	1	1
6	3	2	2	2	2	1	1
7	3	3	3	3	3	2	1
8	3	3	3	3	3	2	2
9	3	2	3	3	3	2	2
10	2	2	2	2	2	2	2
11	2	2	2	3	3	2	2
12	2	2	3	3	3	3	2
13	3	3	3	3	3	3	3
14	3	3	3	3	3	3	2
15	3	3	3	3	3	3	3
16	3	3	3	3	3	3	2
17	3	3	3	3	3	3	2
18	2	2	3	3	3	2	2
19	2	2	2	2	2	2	2
20	2	2	2	2	2	2	2
21	1	2	2	2	2	2	2
22	1	2	2	2	2	2	1
23	1	1	1	1	2	1	1

LANES REQUIRED TO BE OPEN BY HOUR AND TIME OF DAY

FALL SEASON      SEPTEMBER 16 THRU November 30							
HR/DAY	MON	TUES	WEDS	THUR	FRI	SAT	SUN
0	1	1	1	1	1	1	1
1	1	1	1	1	1	1	1
2	1	1	1	1	1	1	1
3	1	1	1	1	1	1	1
4	1	1	1	1	1	1	1
5	1	1	1	1	1	1	1
6	2	3	2	3	2	1	1
7	3	3	3	3	3	2	1
8	3	3	3	3	3	2	2
9	2	3	2	3	3	2	2
10	2	2	2	2	2	2	3
11	2	2	2	2	3	2	3
12	2	2	2	2	3	2	2
13	2	3	2	2	3	2	2
14	3	3	3	3	3	2	2
15	3	3	3	3	3	2	2
16	3	3	3	3	3	2	2
17	3	3	3	3	3	2	2
18	2	3	3	3	3	2	2
19	2	2	2	2	2	2	2
20	1	2	2	2	2	2	1
21	1	1	1	2	2	1	1
22	1	1	1	1	1	1	1
23	1	1	1	1	1	1	1

WINTER SEAS.      DECEMBER 1 THRU February 28							
HR/DAY	MON	TUES	WEDS	THUR	FRI	SAT	SUN
0	1	1	1	1	1	1	1
1	1	1	1	1	1	1	1
2	1	1	1	1	1	1	1
3	1	1	1	1	1	1	1
4	1	1	1	1	1	1	1
5	1	1	1	1	1	1	1
6	2	2	2	2	2	1	1
7	3	3	3	3	3	1	1
8	3	3	3	3	3	2	1
9	2	3	3	3	2	2	2
10	2	2	2	2	2	2	2
11	2	2	2	2	2	2	2
12	2	2	2	2	2	2	2
13	2	2	2	2	3	2	2
14	3	3	3	3	3	2	2
15	3	3	3	3	3	2	2
16	3	3	3	3	3	2	2
17	3	3	3	3	3	2	2
18	2	3	3	3	3	2	2
19	2	2	2	2	2	2	1
20	1	2	2	2	2	1	1
21	1	1	1	1	2	1	1
22	1	1	1	1	1	1	1
23	1	1	1	1	1	1	1

NOTES:

- THE NEW YORK STATE THRUWAY IS A LIMITED ACCESS, HIGH-SPEED, HIGH-VOLUME HIGHWAY. TRAFFIC SHALL BE MAINTAINED IN ACCORDANCE WITH THE *MANUAL ON UNIFORM TRAFFIC CONTROL DEVICES (MUTCD)*, THE *WORK ZONE TRAFFIC CONTROL PLANS*, AND THE *STANDARD SPECIFICATIONS* SECTION 619 AS AMENDED BY THE AUTHORITY.
- LANE CLOSURES ON THE THRUWAY SHALL ONLY BE ALLOWED IN ACCORDANCE WITH THESE TRAFFIC MANAGEMENT TABLE(S), UNLESS INDICATED OTHERWISE IN THE CONTRACT PLANS OR PROPOSAL DOCUMENTS.
- LANE CLOSURE CHARTS SHALL APPLY AS FOLLOWS:
  - 1,150 V

**NIAGARA: I-190 SOUTHBOUND INTERCHANGES N11 TO N9 (1,300 VEH/HR/LANE)**

### LANES REQUIRED TO BE OPEN BY HOUR AND TIME OF DAY

**SUMMER SEASON      MAY 21 THRU SEPTEMBER 15**

HR/DAY	MON	TUES	WEDS	THUR	FRI	SAT	SUN
0	1	1	1	1	1	1	1
1	1	1	1	1	1	1	1
2	1	1	1	1	1	1	1
3	1	1	1	1	1	1	1
4	1	1	1	1	1	1	1
5	1	1	1	1	1	1	1
6	2	2	2	2	2	1	1
7	2	2	2	2	2	1	1
8	2	2	2	2	2	1	1
9	2	2	2	2	2	2	1
10	2	2	2	2	2	2	2
11	2	2	2	2	2	2	2
12	2	2	2	2	2	2	2
13	2	2	2	2	2	2	2
14	2	2	2	2	2	2	2
15	2	2	2	2	2	2	2
16	2	2	2	2	2	2	2
17	2	2	2	2	2	2	2
18	2	2	2	2	2	2	2
19	2	2	2	2	2	2	2
20	2	2	2	2	2	2	2
21	1	2	2	2	2	2	2
22	1	1	2	2	2	2	1
23	1	1	1	1	2	1	1

LANES REQUIRED TO BE OPEN BY HOUR AND TIME OF DAY

**WINTER SEAS.     DECEMBER 1 THRU February 28**

HR/DAY	MON	TUES	WEDS	THUR	FRI	SAT	SUN
0	1	1	1	1	1	1	1
1	1	1	1	1	1	1	1
2	1	1	1	1	1	1	1
3	1	1	1	1	1	1	1
4	1	1	1	1	1	1	1
5	1	1	1	1	1	1	1
6	2	2	2	2	2	1	1
7	2	2	2	2	2	1	1
8	2	2	2	2	2	1	1
9	2	2	2	2	2	1	1
10	2	2	2	2	2	2	1
11	2	2	2	2	2	2	1
12	2	2	2	2	2	2	2
13	2	2	2	2	2	2	2
14	2	2	2	2	2	2	2
15	2	2	2	2	2	2	2
16	2	2	2	2	2	2	2
17	2	2	2	2	2	2	2
18	2	2	2	2	2	2	2
19	2	2	2	2	2	1	1
20	1	1	1	1	1	1	1
21	1	2	2	2	2	2	1
22	1	2	2	2	2	2	1
23	1	1	1	1	1	1	1

**SUMMER SEASON      MAY 21 THRU SEPTEMBER 15**

HR/DAY	MON	TUES	WEDS	THUR	FRI	SAT	SUN
0	1	1	1	1	1	1	1
1	1	1	1	1	1	1	1
2	1	1	1	1	1	1	1
3	1	1	1	1	1	1	1
4	1	1	1	1	1	1	1
5	1	1	1	1	1	1	1
6	2	2	2	2	2	1	1
7	2	2	2	2	2	1	1
8	2	2	2	2	2	2	1
9	2	2	2	2	2	2	2
10	2	2	2	2	2	2	2
11	2	2	2	2	2	2	2
12	2	2	2	2	2	2	2
13	2	2	2	2	2	2	2
14	2	2	2	2	2	2	2
15	2	2	2	2	2	2	2
16	2	2	2	2	2	2	2
17	2	2	2	2	2	2	2
18	2	2	2	2	2	2	2
19	2	2	2	2	2	2	2
20	2	2	2	2	2	2	2
21	1	1	2	2	2	2	1
22	1	1	1	1	2	2	1
23	1	1	1	1	1	1	1

**WINTER SEAS.    DECEMBER 1 THRU February 28**

HR/DAY	MON	TUES	WEDS	THUR	FRI	SAT	SUN
0	1	1	1	1	1	1	1
1	1	1	1	1	1	1	1
2	1	1	1	1	1	1	1
3	1	1	1	1	1	1	1
4	1	1	1	1	1	1	1
5	1	1	1	1	1	1	1
6	2	2	2	2	2	1	1
7	2	2	2	2	2	1	1
8	2	2	2	2	2	1	1
9	2	2	2	2	2	1	1
10	2	2	2	2	2	2	2
11	2	2	2	2	2	2	2
12	2	2	2	2	2	2	2
13	2	2	2	2	2	2	2
14	2	2	2	2	2	2	2
15	2	2	2	2	2	2	2
16	2	2	2	2	2	2	2
17	2	2	2	2	2	2	2
18	2	2	2	2	2	2	2
19	2	2	2	2	2	2	1
20	1	1	1	1	1	1	1
21	1	1	1	1	1	1	1
22	1	1	1	1	1	1	1
23	1	1	1	1	1	1	1

1) THE NEW YORK STATE THRUWAY IS A LIMITED ACCESS, HIGH-SPEED, HIGH-VOLUME HIGHWAY. TRAFFIC SHALL BE MAINTAINED IN ACCORDANCE WITH THE *MANUAL ON UNIFORM TRAFFIC CONTROL DEVICES (MUTCD)*, THE *WORK ZONE TRAFFIC CONTROL PLANS*, AND THE *STANDARD SPECIFICATIONS* SECTION 619 AS AMENDED BY THE AUTHORITY.

3) LANE CLOSURE CHARTS SHALL APPLY AS FOLLOWS:

- 1,300 VEH/HR/LANE: APPLIES TO ALL WORK NOT CONSIDERED DISRUPTIVE TO TRAFFIC. WORK SHOULD BE ABLE TO BE IMMEDIATELY STOPPED AND LANE CLOSURE(S) REMOVED IN THE EVENT QUEUES, GREATER THAN 1 MILE, DEVELOP.



APPROVED MAY 1, 2025

**TA 619-36**

**NIAGARA: I-190 SOUTHBOUND INTERCHANGES N12 TO N11 (1,300 VEH/HR/LANE)**

### LANES REQUIRED TO BE OPEN BY HOUR AND TIME OF DAY

SUMMER SEASON MAY 21 THRU SEPTEMBER 15

HR/DAY	MON	TUES	WEDS	THUR	FRI	SAT	SUN
0	1	1	1	1	1	1	1
1	1	1	1	1	1	1	1
2	1	1	1	1	1	1	1
3	1	1	1	1	1	1	1
4	1	1	1	1	1	1	1
5	1	1	1	1	1	1	1
6	2	2	2	2	2	1	1
7	2	2	2	2	2	1	1
8	2	2	2	2	2	1	1
9	2	2	2	2	2	2	1
10	2	2	2	2	2	2	2
11	2	2	2	2	2	2	2
12	2	2	2	2	2	2	2
13	2	2	2	2	2	2	2
14	2	2	2	2	2	2	2
15	2	2	2	2	2	2	2
16	2	2	2	2	2	2	2
17	2	2	2	2	2	2	2
18	2	2	2	2	2	2	2
19	2	2	2	2	2	2	2
20	2	2	2	2	2	2	2
21	1	2	2	2	2	2	1
22	1	1	1	2	2	2	1
23	1	1	1	1	2	1	1

LANES REQUIRED TO BE OPEN BY HOUR AND TIME OF DAY

**WINTER SEAS.      DECEMBER 1 THRU February 28**

HR/DAY	MON	TUES	WEDS	THUR	FRI	SAT	SUN
0	1	1	1	1	1	1	1
1	1	1	1	1	1	1	1
2	1	1	1	1	1	1	1
3	1	1	1	1	1	1	1
4	1	1	1	1	1	1	1
5	1	1	1	1	1	1	1
6	2	2	2	2	2	1	1
7	2	2	2	2	2	1	1
8	2	2	2	2	2	1	1
9	2	2	2	2	2	1	1
10	2	2	2	2	2	2	1
11	2	2	2	2	2	2	1
12	2	2	2	2	2	2	2
13	2	2	2	2	2	2	2
14	2	2	2	2	2	2	2
15	2	2	2	2	2	2	2
16	2	2	2	2	2	2	2
17	2	2	2	2	2	2	2
18	2	2	2	2	2	2	2
19	2	2	2	2	2	1	1
20	1	1	2	2	1	1	1
21	1	2	1	2	2	2	1
22	1	2	2	2	2	2	1
23	1	1	1	1	1	1	1

**SUMMER SEASON      MAY 21 THRU SEPTEMBER 15**

HR/DAY	MON	TUES	WEDS	THUR	FRI	SAT	SUN
0	1	1	1	1	1	1	1
1	1	1	1	1	1	1	1
2	1	1	1	1	1	1	1
3	1	1	1	1	1	1	1
4	1	1	1	1	1	1	1
5	1	1	1	1	1	1	1
6	2	2	2	2	2	1	1
7	2	2	2	2	2	1	1
8	2	2	2	2	2	1	1
9	2	2	2	2	2	2	1
10	2	2	2	2	2	2	2
11	2	2	2	2	2	2	2
12	2	2	2	2	2	2	2
13	2	2	2	2	2	2	2
14	2	2	2	2	2	2	2
15	2	2	2	2	2	2	2
16	2	2	2	2	2	2	2
17	2	2	2	2	2	2	2
18	2	2	2	2	2	2	2
19	2	2	2	2	2	2	2
20	2	2	2	2	2	2	2
21	1	2	2	2	2	2	1
22	1	1	1	2	2	2	1
23	1	1	1	1	2	1	1

**WINTER SEAS.      DECEMBER 1 THRU February 28**

HR/DAY	MON	TUES	WEDS	THUR	FRI	SAT	SUN
0	1	1	1	1	1	1	1
1	1	1	1	1	1	1	1
2	1	1	1	1	1	1	1
3	1	1	1	1	1	1	1
4	1	1	1	1	1	1	1
5	1	1	1	1	1	1	1
6	2	2	2	2	2	1	1
7	2	2	2	2	2	1	1
8	2	2	2	2	2	1	1
9	2	2	2	2	2	1	1
10	2	2	2	2	2	2	1
11	2	2	2	2	2	2	1
12	2	2	2	2	2	2	2
13	2	2	2	2	2	2	2
14	2	2	2	2	2	2	2
15	2	2	2	2	2	2	2
16	2	2	2	2	2	2	2
17	2	2	2	2	2	2	2
18	2	2	2	2	2	2	2
19	2	2	2	2	2	1	1
20	1	1	2	2	1	1	1
21	1	2	1	2	2	2	1
22	1	2	2	2	2	2	1
23	1	1	1	1	1	1	1

1) THE NEW YORK STATE THRUWAY IS A LIMITED ACCESS, HIGH-SPEED, HIGH-VOLUME HIGHWAY. TRAFFIC SHALL BE MAINTAINED IN ACCORDANCE WITH THE *MANUAL ON UNIFORM TRAFFIC CONTROL DEVICES (MUTCD)*, THE *WORK ZONE TRAFFIC CONTROL PLANS*, AND THE *STANDARD SPECIFICATIONS* SECTION 619 AS AMENDED BY THE AUTHORITY.

3) LANE CLOSURE CHARTS SHALL APPLY AS FOLLOWS:

- 1,300 VEH/HR/LANE: APPLIES TO ALL WORK NOT CONSIDERED DISRUPTIVE TO TRAFFIC. WORK SHOULD BE ABLE TO BE IMMEDIATELY STOPPED AND LANE CLOSURE(S) REMOVED IN THE EVENT QUEUES, GREATER THAN 1 MILE, DEVELOP.



APPROVED MAY 1, 2025

ISSUED UNDER DB 25-002

**TA 619-36**



**NIAGARA: I-190 SOUTHBOUND INTERCHANGES N13 TO N12 (1,300 VEH/HR/LANE)**

### LANES REQUIRED TO BE OPEN BY HOUR AND TIME OF DAY

**SUMMER SEASON      MAY 21 THRU SEPTEMBER 15**

HR/DAY	MON	TUES	WEDS	THUR	FRI	SAT	SUN
0	1	1	1	1	1	1	1
1	1	1	1	1	1	1	1
2	1	1	1	1	1	1	1
3	1	1	1	1	1	1	1
4	1	1	1	1	1	1	1
5	1	1	1	1	1	1	1
6	2	2	2	2	2	1	1
7	2	2	2	2	2	1	1
8	2	2	2	2	2	1	1
9	2	2	2	2	2	1	1
10	2	2	2	2	2	2	2
11	2	2	2	2	2	2	2
12	2	2	2	2	2	2	2
13	2	2	2	2	2	2	2
14	2	2	2	2	2	2	2
15	2	2	2	2	2	2	2
16	2	2	2	2	2	2	2
17	2	2	2	2	2	2	2
18	2	2	2	2	2	2	2
19	2	2	2	2	2	2	2
20	2	2	2	2	2	2	2
21	1	1	2	2	2	2	1
22	1	1	1	2	2	2	1
23	1	1	1	1	2	1	1

LANES REQUIRED TO BE OPEN BY HOUR AND TIME OF DAY

**WINTER SEAS.    DECEMBER 1 THRU February 28**

HR/DAY	MON	TUES	WEDS	THUR	FRI	SAT	SUN
0	1	1	1	1	1	1	1
1	1	1	1	1	1	1	1
2	1	1	1	1	1	1	1
3	1	1	1	1	1	1	1
4	1	1	1	1	1	1	1
5	1	1	1	1	1	1	1
6	2	2	2	2	2	1	1
7	2	2	2	2	2	1	1
8	2	2	2	2	2	1	1
9	2	2	2	2	2	1	1
10	2	2	2	2	2	1	1
11	2	2	2	2	2	2	1
12	2	2	2	2	2	2	2
13	2	2	2	2	2	2	2
14	2	2	2	2	2	2	2
15	2	2	2	2	2	2	2
16	2	2	2	2	2	2	2
17	2	2	2	2	2	2	2
18	2	2	2	2	2	2	2
19	2	2	2	2	2	1	1
20	1	1	1	1	1	1	1
21	1	2	1	2	2	2	1
22	1	2	2	2	2	2	1
23	1	1	1	1	1	1	1

**SUMMER SEASON      MAY 21 THRU SEPTEMBER 15**

HR/DAY	MON	TUES	WEDS	THUR	FRI	SAT	SUN
0	1	1	1	1	1	1	1
1	1	1	1	1	1	1	1
2	1	1	1	1	1	1	1
3	1	1	1	1	1	1	1
4	1	1	1	1	1	1	1
5	1	1	1	1	1	1	1
6	2	2	2	2	2	1	1
7	2	2	2	2	2	1	1
8	2	2	2	2	2	1	1
9	2	2	2	2	2	1	1
10	2	2	2	2	2	2	2
11	2	2	2	2	2	2	2
12	2	2	2	2	2	2	2
13	2	2	2	2	2	2	2
14	2	2	2	2	2	2	2
15	2	2	2	2	2	2	2
16	2	2	2	2	2	2	2
17	2	2	2	2	2	2	2
18	2	2	2	2	2	2	2
19	2	2	2	2	2	2	2
20	2	2	2	2	2	2	2
21	1	1	2	2	2	2	1
22	1	1	1	2	2	2	1
23	1	1	1	1	2	1	1

**WINTER SEAS.    DECEMBER 1 THRU February 28**

HR/DAY	MON	TUES	WEDS	THUR	FRI	SAT	SUN
0	1	1	1	1	1	1	1
1	1	1	1	1	1	1	1
2	1	1	1	1	1	1	1
3	1	1	1	1	1	1	1
4	1	1	1	1	1	1	1
5	1	1	1	1	1	1	1
6	2	2	2	2	2	1	1
7	2	2	2	2	2	1	1
8	2	2	2	2	2	1	1
9	2	2	2	2	2	1	1
10	2	2	2	2	2	1	1
11	2	2	2	2	2	2	1
12	2	2	2	2	2	2	2
13	2	2	2	2	2	2	2
14	2	2	2	2	2	2	2
15	2	2	2	2	2	2	2
16	2	2	2	2	2	2	2
17	2	2	2	2	2	2	2
18	2	2	2	2	2	2	2
19	2	2	2	2	2	1	1
20	1	1	1	1	1	1	1
21	1	2	1	2	2	2	1
22	1	2	2	2	2	2	1
23	1	1	1	1	1	1	1

1) THE NEW YORK STATE THRUWAY IS A LIMITED ACCESS, HIGH-SPEED, HIGH-VOLUME HIGHWAY. TRAFFIC SHALL BE MAINTAINED IN ACCORDANCE WITH THE *MANUAL ON UNIFORM TRAFFIC CONTROL DEVICES (MUTCD)*, THE *WORK ZONE TRAFFIC CONTROL PLANS*, AND THE *STANDARD SPECIFICATIONS* SECTION 619 AS AMENDED BY THE AUTHORITY.

3) LANE CLOSURE CHARTS SHALL APPLY AS FOLLOWS:

- 1,300 VEH/HR/LANE: APPLIES TO ALL WORK NOT CONSIDERED DISRUPTIVE TO TRAFFIC. WORK SHOULD BE ABLE TO BE IMMEDIATELY STOPPED AND LANE CLOSURE(S) REMOVED IN THE EVENT QUEUES, GREATER THAN 1 MILE, DEVELOP.



APPROVED MAY 1, 2025

**TA 619-36**

**NIAGARA: I-190 SOUTHBOUND INTERCHANGES N15 TO N14 (1,300 VEH/HR/LANE)**

### LANES REQUIRED TO BE OPEN BY HOUR AND TIME OF DAY

**MAY 21 THRU SEPTEMBER 15**

HR/DAY	MON	TUES	WEDS	THUR	FRI	SAT	SUN
0	1	1	1	1	1	1	1
1	1	1	1	1	1	1	1
2	1	1	1	1	1	1	1
3	1	1	1	1	1	1	1
4	1	1	1	1	1	1	1
5	1	1	1	1	1	1	1
6	2	2	2	2	2	1	1
7	2	2	2	2	2	1	1
8	2	2	2	2	2	1	1
9	2	2	2	2	2	2	1
10	2	2	2	2	2	2	2
11	2	2	2	2	2	2	2
12	2	2	2	2	2	2	2
13	2	2	2	2	2	2	2
14	2	2	2	2	2	2	2
15	2	2	2	2	2	2	2
16	2	2	2	2	2	2	2
17	2	2	2	2	2	2	2
18	2	2	2	2	2	2	2
19	2	2	2	2	2	2	2
20	1	1	2	2	2	2	2
21	1	1	1	1	1	2	1
22	1	1	1	1	1	1	1
23	1	1	1	1	1	1	1

### LANES REQUIRED TO BE OPEN BY HOUR AND TIME OF DAY

**DECEMBER 1 THRU February 28**

HR/DAY	MON	TUES	WEDS	THUR	FRI	SAT	SUN
0	1	1	1	1	1	1	1
1	1	1	1	1	1	1	1
2	1	1	1	1	1	1	1
3	1	1	1	1	1	1	1
4	1	1	1	1	1	1	1
5	1	1	1	1	1	1	1
6	2	2	2	2	2	1	1
7	2	2	2	2	2	1	1
8	2	2	2	2	2	1	1
9	2	2	2	2	2	1	1
10	2	2	2	2	2	1	1
11	2	2	2	2	2	2	2
12	2	2	2	2	2	2	2
13	2	2	2	2	2	2	2
14	2	2	2	2	2	2	2
15	2	2	2	2	2	2	2
16	2	2	2	2	2	2	2
17	2	2	2	2	2	2	1
18	2	2	2	2	2	2	1
19	1	1	1	1	2	2	1
20	1	1	1	1	1	1	1
21	1	1	1	1	1	1	1
22	1	1	1	1	1	1	1
23	1	1	1	1	1	1	1

- 1) THE NEW YORK STATE THRUWAY IS A LIMITED ACCESS, HIGH-SPEED, HIGH-VOLUME HIGHWAY. TRAFFIC SHALL BE MAINTAINED IN ACCORDANCE WITH THE *MANUAL ON UNIFORM TRAFFIC CONTROL DEVICES (MUTCD)*, THE *WORK ZONE TRAFFIC CONTROL PLANS*, AND THE *STANDARD SPECIFICATIONS* SECTION 619 AS AMENDED BY THE AUTHORITY.
- 2) LANE CLOSURES ON THE THRUWAY SHALL ONLY BE ALLOWED IN ACCORDANCE WITH THESE TRAFFIC MANAGEMENT TABLE(S), UNLESS INDICATED OTHERWISE IN THE CONTRACT PLANS OR PROPOSAL DOCUMENTS.
- 3) LANE CLOSURE CHARTS SHALL APPLY AS FOLLOWS:
  - 1,150 VEH/HR/LANE: APPLIES TO ALL WORK CONSIDERED DISRUPTIVE TO TRAFFIC.
  - 1,300 VEH/HR/LANE: APPLIES TO ALL WORK NOT CONSIDERED DISRUPTIVE TO TRAFFIC. WORK SHOULD BE ABLE TO BE IMMEDIATELY STOPPED AND LANE CLOSURE(S) REMOVED IN THE EVENT QUEUES, GREATER THAN 1 MILE, DEVELOP.



U.S. CUSTOMARY STANDARD SHEET

LANE CLOSURE CHARTS  
1,300 VEHICLES PER HOUR  
BUFFALO DIVISION  
(SHEET 31 OF 37)

APPROVED MAY 1, 2025

ISSUED UNDER DB 25-002

/S/ ROBERT COURNOYER, P.E.  
DIRECTOR HIGHWAY DESIGN  
BUREAU

**TA 619-36**

**NIAGARA: I-190 SOUTHBOUND INTERCHANGES N16 TO N15 (1,300 VEH/HR/LANE)**

### LANES REQUIRED TO BE OPEN BY HOUR AND TIME OF DAY

**SUMMER SEASON      MAY 21 THRU SEPTEMBER 15**

HR/DAY	MON	TUES	WEDS	THUR	FRI	SAT	SUN
0	1	1	1	1	1	1	1
1	1	1	1	1	1	1	1
2	1	1	1	1	1	1	1
3	1	1	1	1	1	1	1
4	1	1	1	1	1	1	1
5	1	1	1	1	1	1	1
6	2	2	2	2	2	1	1
7	2	2	2	2	2	1	1
8	2	2	2	2	2	1	1
9	2	2	2	2	2	1	1
10	2	2	2	2	2	2	1
11	2	2	2	2	2	2	2
12	2	2	2	2	2	2	2
13	2	2	2	2	2	2	2
14	2	2	2	2	2	2	2
15	2	2	2	2	2	2	2
16	2	2	2	2	2	2	2
17	2	2	2	2	2	2	2
18	2	2	2	2	2	2	2
19	2	2	2	2	2	2	2
20	1	2	2	2	2	2	1
21	1	1	1	2	2	2	1
22	1	1	1	1	2	2	1
23	1	1	1	1	2	1	1

### LANES REQUIRED TO BE OPEN BY HOUR AND TIME OF DAY

**WINTER SEAS.      DECEMBER 1 THRU February 28**

HR/DAY	MON	TUES	WEDS	THUR	FRI	SAT	SUN
0	1	1	1	1	1	1	1
1	1	1	1	1	1	1	1
2	1	1	1	1	1	1	1
3	1	1	1	1	1	1	1
4	1	1	1	1	1	1	1
5	1	1	1	1	1	1	1
6	2	2	2	2	2	1	1
7	2	2	2	2	2	1	1
8	2	2	2	2	2	1	1
9	2	2	2	2	2	1	1
10	2	2	2	2	2	1	1
11	2	2	2	2	2	2	1
12	2	2	2	2	2	2	2
13	2	2	2	2	2	2	2
14	2	2	2	2	2	2	2
15	2	2	2	2	2	2	2
16	2	2	2	2	2	2	2
17	2	2	2	2	2	2	2
18	2	2	2	2	2	2	2
19	2	2	2	2	2	1	1
20	1	1	1	1	1	1	1
21	1	1	1	1	1	1	1
22	1	2	1	1	2	2	1
23	1	1	1	1	1	1	1

**SUMMER SEASON      MAY 21 THRU SEPTEMBER 15**

HR/DAY	MON	TUES	WEDS	THUR	FRI	SAT	SUN
0	1	1	1	1	1	1	1
1	1	1	1	1	1	1	1
2	1	1	1	1	1	1	1
3	1	1	1	1	1	1	1
4	1	1	1	1	1	1	1
5	1	1	1	1	1	1	1
6	2	2	2	2	2	1	1
7	2	2	2	2	2	1	1
8	2	2	2	2	2	1	1
9	2	2	2	2	2	2	1
10	2	2	2	2	2	2	2
11	2	2	2	2	2	2	2
12	2	2	2	2	2	2	2
13	2	2	2	2	2	2	2
14	2	2	2	2	2	2	2
15	2	2	2	2	2	2	2
16	2	2	2	2	2	2	2
17	2	2	2	2	2	2	2
18	2	2	2	2	2	2	2
19	2	2	2	2	2	2	2
20	1	2	2	2	2	2	2
21	1	1	1	1	2	2	1
22	1	2	2	1	1	2	1
23	1	1	1	1	1	1	1

**WINTER SEAS.     DECEMBER 1 THRU February 28**

HR/DAY	MON	TUES	WEDS	THUR	FRI	SAT	SUN
0	1	1	1	1	1	1	1
1	1	1	1	1	1	1	1
2	1	1	1	1	1	1	1
3	1	1	1	1	1	1	1
4	1	1	1	1	1	1	1
5	1	1	1	1	1	1	1
6	2	2	2	2	2	1	1
7	2	2	2	2	2	1	1
8	2	2	2	2	2	1	1
9	2	2	2	2	2	1	1
10	2	2	2	2	2	2	1
11	2	2	2	2	2	2	2
12	2	2	2	2	2	2	2
13	2	2	2	2	2	2	2
14	2	2	2	2	2	2	2
15	2	2	2	2	2	2	2
16	2	2	2	2	2	2	2
17	2	2	2	2	2	2	2
18	2	2	2	2	2	2	2
19	1	1	1	1	2	1	1
20	1	1	1	1	1	1	1
21	1	1	1	1	1	1	1
22	1	1	1	1	1	1	1
23	1	1	1	1	1	1	1

- 1,300 VEH/HR/LANE: APPLIES TO ALL WORK NOT CONSIDERED DISRUPTIVE TO TRAFFIC. WORK SHOULD BE ABLE TO BE IMMEDIATELY STOPPED AND LANE CLOSURE(S) REMOVED IN THE EVENT QUEUES, GREATER THAN 1 MILE, DEVELOP.



NIAGARA: I-190 NORTHBOUND INTERCHANGES N16 TO N17 (1,300 VEH/HR/LANE)

LANES REQUIRED TO BE OPEN BY HOUR AND TIME OF DAY

SPRING SEASON							
MARCH 1 THRU MAY 20							
HR/DAY	MON	TUES	WEDS	THUR	FRI	SAT	SUN
0	1	1	1	1	1	1	1
1	1	1	1	1	1	1	1
2	1	1	1	1	1	1	1
3	1	1	1	1	1	1	1
4	1	1	1	1	1	1	1
5	1	1	1	1	1	1	1
6	2	2	2	2	2	1	1
7	2	2	2	2	2	1	1
8	2	2	2	2	2	2	1
9	2	2	2	2	2	2	2
10	2	2	2	2	2	2	2
11	2	2	2	2	2	2	2
12	2	2	2	2	2	3	3
13	2	2	2	2	3	3	3
14	3	2	3	2	3	3	3
15	3	3	3	3	3	3	3
16	3	3	3	3	3	3	3
17	3	3	3	3	3	3	2
18	2	2	3	3	3	2	2
19	2	2	2	2	2	2	2
20	2	2	2	2	2	2	2
21	2	2	2	2	2	2	1
22	1	1	1	1	2	2	1
23	1	1	1	1	1	1	1

SUMMER SEASON							
MAY 21 THRU SEPTEMBER 15							
HR/DAY	MON	TUES	WEDS	THUR	FRI	SAT	SUN
0	1	1	1	1	1	1	1
1	1	1	1	1	1	1	1
2	1	1	1	1	1	1	1
3	1	1	1	1	1	1	1
4	1	1	1	1	1	1	1
5	1	1	1	1	1	1	1
6	2	2	2	2	2	1	1
7	2	2	2	2	2	1	1
8	2	2	2	2	2	2	1
9	2	2	2	2	2	2	2
10	2	2	2	2	2	2	2
11	2	2	2	3	3	3	3
12	3	2	3	3	3	3	3
13	3	2	3	3	3	3	3
14	3	3	3	3	3	3	3
15	3	3	3	3	3	3	3
16	3	3	3	3	3	3	3
17	3	3	3	3	3	3	2
18	3	3	3	3	3	3	2
19	2	2	2	2	2	2	2
20	2	2	2	2	2	2	2
21	2	2	2	2	2	2	2
22	1	1	1	2	2	2	1
23	1	1	1	1	2	1	1

LANES REQUIRED TO BE OPEN BY HOUR AND TIME OF DAY

FALL SEASON							
SEPTEMBER 16 THRU November 30							
HR/DAY	MON	TUES	WEDS	THUR	FRI	SAT	SUN
0	1	1	1	1	1	1	1
1	1	1	1	1	1	1	1
2	1	1	1	1	1	1	1
3	1	1	1	1	1	1	1
4	1	1	1	1	1	1	1
5	1	1	1	1	1	1	1
6	2	2	2	2	2	1	1
7	2	2	2	3	2	1	1
8	2	2	2	3	2	2	1
9	2	2	2	2	2	2	1
10	2	2	2	2	2	2	2
11	2	2	2	2	2	2	2
12	2	2	2	2	2	3	2
13	2	2	2	2	2	3	2
14	3	2	3	3	3	3	2
15	3	3	3	3	3	3	2
16	3	3	3	3	3	3	2
17	3	3	3	3	3	3	2
18	2	2	3	3	3	2	2
19	2	2	2	2	2	2	2
20	2	2	2	2	2	2	2
21	1	2	2	2	2	2	1
22	1	1	1	1	2	2	1
23	1	1	1	1	1	1	1

WINTER SEAS.							
DECEMBER 1 THRU February 28							
HR/DAY	MON	TUES	WEDS	THUR	FRI	SAT	SUN
0	1	1	1	1	1	1	1
1	1	1	1	1	1	1	1
2	1	1	1	1	1	1	1
3	1	1	1	1	1	1	1
4	1	1	1	1	1	1	1
5	1	1	1	1	1	1	1
6	2	2	2	2	2	1	1
7	2	2	2	2	2	1	1
8	2	2	2	2	2	1	1
9	2	2	2	2	2	2	1
10	2	2	2	2	2	2	2
11	2	2	2	2	2	2	2
12	2	2	2	2	2	2	2
13	2	2	2	2	2	2	2
14	2	2	2	2	3	2	2
15	3	3	3	3	3	3	2
16	3	3	3	3	3	3	2
17	3	3	3	3	3	2	2
18	2	3	3	2	3	2	2
19	2	2	2	2	2	2	2
20	2	2	2	2	2	2	1
21	2	2	2	2	2	2	1
22	1	1	1	1	2	2	1
23	1	1	1	1	1	1	1

NIAGARA: I-190 SOUTHBOUND INTERCHANGES N17 TO N16 (1,300 VEH/HR/LANE)

LANES REQUIRED TO BE OPEN BY HOUR AND TIME OF DAY

SPRING SEASON							
MARCH 1 THRU MAY 20							
HR/DAY	MON	TUES	WEDS	THUR	FRI	SAT	SUN
0	1	1	1	1	1	1	1
1	1	1	1	1	1	1	1
2	1	1	1	1	1	1	1
3	1	1	1	1	1	1	1
4	1	1	1	1	1	1	1
5	1	1	1	1	1	1	1
6	2	2	2	2	2	1	1
7	3	3	3	3	3	1	1
8	3	3	3	3	3	2	1
9	2	2	2	2	2	2	2
10	2	2	2	2	2	2	2
11	2	2	2	2	2	2	2
12	2	2	2	2	2	2	2
13	2	2	2	2	2	2	2
14	2	2	2	2	3	2	2
15	3	3	3	3	3	2	2
16	3	3	3	3	3	2	2
17	3	3	3	3	3	2	2
18	2	2	2	2	2	2	2
19	2	2	2	2	2	2	2
20	2	1	2	2	2	2	2
21	1	1	1	1	2	2	1
22	1	1	1	1	1	2	1
23	1	1	1	1	1	1	1

SUMMER SEASON							
MAY 21 THRU SEPTEMBER 15							
HR/DAY	MON	TUES	WEDS	THUR	FRI	SAT	SUN
0	1	1	1	1	1	1	1
1	1	1	1	1	1	1	1
2	1	1	1	1	1	1	1
3	1	1	1	1	1	1	1
4	1	1	1	1	1	1	1
5	1	1	1	1	1	1	1
6	2	2	2	2	2	1	1
7	3	3	3	3	3	2	1
8	3	3	3	3	3	2	2
9	2	2	2	3	2	2	2
10	2	2	2	2	2	2	2
11	2	2	2	2	3	2	2
12	2	2	2	2	3	2	2
13	2	2	2	2	3	2	2
14	3	2	3	3	3	3	3
15	3	3	3	3	3	3	3
16	3	3	3	3	3	3	3
17	3	3	3	3	3	3	3
18	2	2	2	2	3	3	3
19	2	2	2	2	2	2	2
20	2	2	2	2	2	2	2
21	1	2	2	2	2	2	2
22	1	2	2	2	2	2	1
23	1	1	1	1	2	2	1

LANES REQUIRED TO BE OPEN BY HOUR AND TIME OF DAY

FALL SEASON							
SEPTEMBER 16 THRU November 30							
HR/DAY	MON	TUES	WEDS	THUR	FRI	SAT	SUN
0	1	1	1	1	1	1	1
1	1	1	1	1	1	1	1
2	1	1	1	1	1	1	1
3	1	1	1	1	1	1	1
4	1	1	1	1	1	1	1
5	1	1	1	1	1	1	1
6	2	2	2	3	2	1	1
7	3	3	3	3	3	1	1
8	3	3	3	3	3	2	2
9	2	2	2	2	2	2	2
10	2	2	2	2	2	2	2
11	2	2	2	2	2	2	2
12	2	2	2	2	2	2	2
13	2	2	2	2	2	2	2
14	2	2	2	2	3	2	2
15	3	3	3	3	3	2	2
16	3	3	3	3	3	2	2
17	3	3	3	3	3	2	2
18	2	2	2	2	2	2	2
19	2	2	2	2	2	2	2
20	1	1	1	2	2	2	1
21	1	1	1	1	2	2	1
22	1	1	1	1	2	2	1
23	1	1	1	1	1	1	1

WINTER SEAS.		DECEMBER 1 THRU February 28					
HR/DAY	MON	TUES	WEDS	THUR	FRI	SAT	SUN
0	1	1	1	1	1	1	1
1	1	1	1	1	1	1	1
2	1	1	1	1	1	1	1
3	1	1	1	1	1	1	1
4	1	1	1	1	1	1	1
5	1	1	1	1	1	1	1
6	2	2	2	2	2	1	1
7	3	3	3	3	3	1	1
8	3	3	3	3	3	2	1
9	2	2	2	2	2	2	2
10	2	2	2	2	2	2	2
11	2	2	2	2	2	2	2
12	2	2	2	2	2	2	2
13	2	2	2	2	2	2	2
14	2	2	2	2	2	2	2
15	3	3	3	3	3	2	2
16	3	3	3	3	3	2	2
17	3	3	3	3	3	2	2
18	2	2	2	2	2	2	2
19	1	2	2	2	2	2	1
20	1	1	1	1	1	1	1
21	1	1	1	1	1	1	1
22	1	1	1	1	1	1	1
23	1	1	1	1	1	1	1

NIAGARA: I-190 NORTHBOUND INTERCHANGES N17 TO N18A (1,300 VEH/HR/LANE)

LANES REQUIRED TO BE OPEN BY HOUR AND TIME OF DAY

SPRING SEASON							
MARCH 1 THRU MAY 20							
HR/DAY	MON	TUES	WEDS	THUR	FRI	SAT	SUN
0	1	1	1	1	1	1	1
1	1	1	1	1	1	1	1
2	1	1	1	1	1	1	1
3	1	1	1	1	1	1	1
4	1	1	1	1	1	1	1
5	1	1	1	1	1	1	1
6	2	2	2	2	2	1	1
7	2	2	2	2	2	1	1
8	2	2	2	2	2	2	1
9	2	2	2	2	2	2	2
10	2	2	2	2	2	2	2
11	2	2	2	2	2	2	2
12	2	2	2	2	2	2	2
13	2	2	2	2	2	2	2
14	2	2	2	2	2	2	2
15	2	2	2	2	2	2	2
16	2	2	2	2	2	2	2
17	2	2	2	2	2	2	2
18	2	2	2	2	2	2	2
19	2	2	2	2	2	2	2
20	2	2	2	2	2	2	2
21	2	2	2	2	2	2	1
22	1	1	1	1	2	2	1
23	1	1	1	1	1	1	1

SUMMER SEASON							
MAY 21 THRU SEPTEMBER 15							
HR/DAY	MON	TUES	WEDS	THUR	FRI	SAT	SUN
0	1	1	1	1	1	1	1
1	1	1	1	1	1	1	1
2	1	1	1	1	1	1	1
3	1	1	1	1	1	1	1
4	1	1	1	1	1	1	1
5	1	1	1	1	1	1	1
6	2	2	2	2	2	1	1
7	2	2	2	2	2	1	1
8	2	2	2	2	2	2	1
9	2	2	2	2	2	2	2
10	2	2	2	2	2	2	2
11	2	2	2	2	2	2	2
12	2	2	2	2	2	2	2
13	2	2	2	2	2	2	2
14	2	2	2	2	2	2	2
15	2	2	2	2	2	2	2
16	2	2	2	2	2	2	2
17	2	2	2	2	2	2	2
18	2	2	2	2	2	2	2
19	2	2	2	2	2	2	2
20	2	2	2	2	2	2	2
21	2	2	2	2	2	2	2
22	1	1	1	2	2	2	1
23	1	1	1	1	2	1	1

LANES REQUIRED TO BE OPEN BY HOUR AND TIME OF DAY

FALL SEASON							
SEPTEMBER 16 THRU November 30							
HR/DAY	MON	TUES	WEDS	THUR	FRI	SAT	SUN
0	1	1	1	1	1	1	1
1	1	1	1	1	1	1	1
2	1	1	1	1	1	1	1
3	1	1	1	1	1	1	1
4	1	1	1	1	1	1	1
5	1	1	1	1	1	1	1
6	2	2	2	2	2	1	1
7	2	2	2	2	2	1	1
8	2	2	2	2	2	2	1
9	2	2	2	2	2	2	1
10	2	2	2	2	2	2	2
11	2	2	2	2	2	2	2
12	2	2	2	2	2	2	2
13	2	2	2	2	2	2	2
14	2	2	2	2	2	2	2
15	2	2	2	2	2	2	2
16	2	2	2	2	2	2	2
17	2	2	2	2	2	2	2
18	2	2	2	2	2	2	2
19	2	2	2	2	2	2	2
20	2	2	2	2	2	2	2
21	1	2	2	2	2	2	1
22	1	1	1	1	2	2	1
23	1	1	1	1	1	1	1

WINTER SEAS.							
DECEMBER 1 THRU February 28							
HR/DAY	MON	TUES	WEDS	THUR	FRI	SAT	SUN
0	1	1	1	1	1	1	1
1	1	1	1	1	1	1	1
2	1	1	1	1	1	1	1
3	1	1	1	1	1	1	1
4	1	1	1	1	1	1	1
5	1	1	1	1	1	1	1
6	1	2	2	2	1	1	1
7	2	2	2	2	2	1	1
8	2	2	2	2	2	1	1
9	2	2	2	2	2	1	1
10	2	2	2	2	2	2	2
11	2	2	2	2	2	2	2
12	2	2	2	2	2	2	2
13	2	2	2	2	2	2	2
14	2	2	2	2	2	2	2
15	2	2	2	2	2	2	2
16	2	2	2	2	2	2	2
17	2	2	2	2	2	2	2
18	2	2	2	2	2	2	2
19	2	2	2	2	2	2	2
20	2	2	2	2	2	2	1
21	1	2	2	2	2	2	1
22	1	1	1	1	2	2	1
23	1	1	1	1	1	1	1

NIAGARA: I-190 SOUTHBOUND INTERCHANGES N18A TO N17 (1,300 VEH/HR/LANE)

LANES REQUIRED TO BE OPEN BY HOUR AND TIME OF DAY

SPRING SEASON							
MARCH 1 THRU MAY 20							
HR/DAY	MON	TUES	WEDS	THUR	FRI	SAT	SUN
0	1	1	1	1	1	1	1
1	1	1	1	1	1	1	1
2	1	1	1	1	1	1	1
3	1	1	1	1	1	1	1
4	1	1	1	1	1	1	1
5	1	1	1	1	1	1	1
6	2	2	2	2	2	1	1
7	2	2	2	2	2	1	1
8	2	2	2	2	2	2	1
9	2	2	2	2	2	2	2
10	2	2	2	2	2	2	2
11	2	2	2	2	2	2	2
12	2	2	2	2	2	2	2
13	2	2	2	2	2	2	2
14	2	2	2	2	2	2	2
15	2	2	2	2	2	2	2
16	2	2	2	2	2	2	2
17	2	2	2	2	2	2	2
18	2	2	2	2	2	2	2
19	2	2	2	2	2	2	2
20	2	1	2	2	2	2	2
21	1	1	1	1	2	2	1
22	1	1	1	1	1	2	1
23	1	1	1	1	1	1	1

SUMMER SEASON							
MAY 21 THRU SEPTEMBER 15							
HR/DAY	MON	TUES	WEDS	THUR	FRI	SAT	SUN
0	1	1	1	1	1	1	1
1	1	1	1	1	1	1	1
2	1	1	1	1	1	1	1
3	1	1	1	1	1	1	1
4	1	1	1	1	1	1	1
5	1	1	1	1	1	1	1
6	2	2	2	2	2	1	1
7	2	2	2	2	2	2	1
8	2	2	2	2	2	2	2
9	2	2	2	2	2	2	2
10	2	2	2	2	2	2	2
11	2	2	2	2	2	2	2
12	2	2	2	2	2	2	2
13	2	2	2	2	2	2	2
14	2	2	2	2	2	2	2
15	2	2	2	2	2	2	2
16	2	2	2	2	2	2	2
17	2	2	2	2	2	2	2
18	2	2	2	2	2	2	2
19	2	2	2	2	2	2	2
20	2	2	2	2	2	2	2
21	1	2	2	2	2	2	2
22	1	2	2	2	2	2	1
23	1	1	1	1	2	2	1

LANES REQUIRED TO BE OPEN BY HOUR AND TIME OF DAY

FALL SEASON							
SEPTEMBER 16 THRU November 30							
HR/DAY	MON	TUES	WEDS	THUR	FRI	SAT	SUN
0	1	1	1	1	1	1	1
1	1	1	1	1	1	1	1
2	1	1	1	1	1	1	1
3	1	1	1	1	1	1	1
4	1	1	1	1	1	1	1
5	1	1	1	1	1	1	1
6	2	2	2	2	2	1	1
7	2	2	2	2	2	1	1
8	2	2	2	2	2	2	2
9	2	2	2	2	2	2	2
10	2	2	2	2	2	2	2
11	2	2	2	2	2	2	2
12	2	2	2	2	2	2	2
13	2	2	2	2	2	2	2
14	2	2	2	2	2	2	2
15	2	2	2	2	2	2	2
16	2	2	2	2	2	2	2
17	2	2	2	2	2	2	2
18	2	2	2	2	2	2	2
19	2	2	2	2	2	2	2
20	1	1	1	2	2	2	1
21	1	1	1	1	2	2	1
22	1	1	1	1	1	2	1
23	1	1	1	1	1	1	1

WINTER SEAS.		DECEMBER 1 THRU February 28					
HR/DAY	MON	TUES	WEDS	THUR	FRI	SAT	SUN
0	1	1	1	1	1	1	1
1	1	1	1	1	1	1	1
2	1	1	1	1	1	1	1
3	1	1	1	1	1	1	1
4	1	1	1	1	1	1	1
5	1	1	1	1	1	1	1
6	2	2	2	2	2	1	1
7	2	2	2	2	2	1	1
8	2	2	2	2	2	2	1
9	2	2	2	2	2	2	2
10	2	2	2	2	2	2	2
11	2	2	2	2	2	2	2
12	2	2	2	2	2	2	2
13	2	2	2	2	2	2	2
14	2	2	2	2	2	2	2
15	2	2	2	2	2	2	2
16	2	2	2	2	2	2	2
17	2	2	2	2	2	2	2
18	2	2	2	2	2	2	2
19	1	2	2	2	2	2	1
20	1	1	1	1	1	1	1
21	1	1	1	1	1	1	1
22	1	1	1	1	1	1	1
23	1	1	1	1	1	1	1

NIAGARA: I-190 NORTHBOUND INTERCHANGES N18B TO N19 (1,300 VEH/HR/LANE)

LANES REQUIRED TO BE OPEN BY HOUR AND TIME OF DAY

SPRING SEASON      MARCH 1 THRU MAY 20							
HR/DAY	MON	TUES	WEDS	THUR	FRI	SAT	SUN
0	1	1	1	1	1	1	1
1	1	1	1	1	1	1	1
2	1	1	1	1	1	1	1
3	1	1	1	1	1	1	1
4	1	1	1	1	1	1	1
5	1	1	1	1	1	1	1
6	1	1	1	1	1	1	1
7	2	2	2	2	2	1	1
8	2	2	2	2	2	1	1
9	2	2	2	2	2	1	1
10	2	2	2	2	2	2	2
11	2	2	2	2	2	2	2
12	2	2	2	2	2	2	2
13	2	2	2	2	2	2	2
14	2	2	2	2	2	2	2
15	2	2	2	2	2	2	2
16	2	2	2	2	2	2	2
17	2	2	2	2	2	2	2
18	2	2	2	2	2	2	2
19	2	1	2	2	2	2	2
20	1	1	1	1	2	1	1
21	1	1	1	1	1	1	1
22	1	1	1	1	1	1	1
23	1	1	1	1	1	1	1

SUMMER SEASON      MAY 21 THRU SEPTEMBER 15							
HR/DAY	MON	TUES	WEDS	THUR	FRI	SAT	SUN
0	1	1	1	1	1	1	1
1	1	1	1	1	1	1	1
2	1	1	1	1	1	1	1
3	1	1	1	1	1	1	1
4	1	1	1	1	1	1	1
5	1	1	1	1	1	1	1
6	2	1	1	1	1	1	1
7	2	2	2	2	2	1	1
8	2	2	2	2	2	1	1
9	2	2	2	2	2	2	1
10	2	2	2	2	2	2	2
11	2	2	2	2	2	2	2
12	2	2	2	2	2	2	2
13	2	2	2	2	2	2	2
14	2	2	2	2	2	2	2
15	2	2	2	2	2	2	2
16	2	2	2	2	2	2	2
17	2	2	2	2	2	2	2
18	2	2	2	2	2	2	2
19	2	2	2	2	2	2	2
20	2	1	1	2	2	2	2
21	1	1	1	1	2	2	1
22	1	1	1	1	1	1	1
23	1	1	1	1	1	1	1

LANES REQUIRED TO BE OPEN BY HOUR AND TIME OF DAY

FALL SEASON      SEPTEMBER 16 THRU November 30							
HR/DAY	MON	TUES	WEDS	THUR	FRI	SAT	SUN
0	1	1	1	1	1	1	1
1	1	1	1	1	1	1	1
2	1	1	1	1	1	1	1
3	1	1	1	1	1	1	1
4	1	1	1	1	1	1	1
5	1	1	1	1	1	1	1
6	1	1	1	2	1	1	1
7	2	2	2	2	2	1	1
8	2	2	2	2	2	1	1
9	2	2	2	2	2	1	1
10	2	2	2	2	2	2	2
11	2	2	2	2	2	2	2
12	2	2	2	2	2	2	2
13	2	2	2	2	2	2	2
14	2	2	2	2	2	2	2
15	2	2	2	2	2	2	2
16	2	2	2	2	2	2	2
17	2	2	2	2	2	2	2
18	2	2	2	2	2	2	2
19	2	2	2	2	2	2	2
20	1	1	1	1	2	1	1
21	1	1	1	1	1	1	1
22	1	1	1	1	1	1	1
23	1	1	1	1	1	1	1

WINTER SEAS.      DECEMBER 1 THRU February 28							
HR/DAY	MON	TUES	WEDS	THUR	FRI	SAT	SUN
0	1	1	1	1	1	1	1
1	1	1	1	1	1	1	1
2	1	1	1	1	1	1	1
3	1	1	1	1	1	1	1
4	1	1	1	1	1	1	1
5	1	1	1	1	1	1	1
6	1	1	1	1	1	1	1
7	2	2	2	2	2	1	1
8	2	2	2	2	2	1	1
9	2	2	2	2	2	1	1
10	2	2	1	1	2	1	1
11	2	2	2	2	2	2	2
12	2	2	2	2	2	2	2
13	2	2	2	2	2	2	2
14	2	2	2	2	2	2	2
15	2	2	2	2	2	2	2
16	2	2	2	2	2	2	2
17	2	2	2	2	2	2	2
18	2	2	2	2	2	2	2
19	1	1	1	1	2	2	1
20	1	1	1	1	1	1	1
21	1	1	1	1	1	1	1
22	1	1	1	1	1	1	1
23	1	1	1	1	1	1	1

NIAGARA: I-190 SOUTHBOUND INTERCHANGES N19 TO N18B (1,300 VEH/HR/LANE)

LANES REQUIRED TO BE OPEN BY HOUR AND TIME OF DAY

SPRING SEASON      MARCH 1 THRU MAY 20							
HR/DAY	MON	TUES	WEDS	THUR	FRI	SAT	SUN
0	1	1	1	1	1	1	1
1	1	1	1	1	1	1	1
2	1	1	1	1	1	1	1
3	1	1	1	1	1	1	1
4	1	1	1	1	1	1	1
5	1	1	1	1	1	1	1
6	2	2	2	2	2	1	1
7	2	2	2	2	2	1	1
8	2	2	2	2	2	1	1
9	2	2	2	2	2	2	1
10	2	2	2	2	2	2	2
11	2	2	2	2	2	2	2
12	2	2	2	2	2	2	2
13	2	2	2	2	2	2	2
14	2	2	2	2	2	2	2
15	2	2	2	2	2	2	2
16	2	2	2	2	2	2	2
17	2	2	2	2	2	2	2
18	2	2	2	2	2	2	2
19	1	1	1	1	2	2	2
20	1	1	1	1	1	1	2
21	1	1	1	1	1	1	1
22	1	1	1	1	1	1	1
23	1	1	1	1	1	1	1

SUMMER SEASON      MAY 21 THRU SEPTEMBER 15							
HR/DAY	MON	TUES	WEDS	THUR	FRI	SAT	SUN
0	1	1	1	1	1	1	1
1	1	1	1	1	1	1	1
2	1	1	1	1	1	1	1
3	1	1	1	1	1	1	1
4	1	1	1	1	1	1	1
5	1	1	1	1	1	1	1
6	2	2	2	2	2	1	1
7	2	2	2	2	2	1	1
8	2	2	2	2	2	1	1
9	2	2	2	2	2	2	2
10	2	2	2	2	2	2	2
11	2	2	2	2	2	2	2
12	2	2	2	2	2	2	2
13	2	2	2	2	2	2	2
14	2	2	2	2	2	2	2
15	2	2	2	2	2	2	2
16	2	2	2	2	2	2	2
17	2	2	2	2	2	2	2
18	2	2	2	2	2	2	2
19	2	1	2	2	2	2	2
20	1	2	2	2	2	2	2
21	1	2	1	2	2	2	2
22	1	2	2	1	2	2	1
23	1	1	1	1	2	2	1

LANES REQUIRED TO BE OPEN BY HOUR AND TIME OF DAY

FALL SEASON      SEPTEMBER 16 THRU November 30							
HR/DAY	MON	TUES	WEDS	THUR	FRI	SAT	SUN
0	1	1	1	1	1	1	1
1	1	1	1	1	1	1	1
2	1	1	1	1	1	1	1
3	1	1	1	1	1	1	1
4	1	1	1	1	1	1	1
5	1	1	1	1	1	1	1
6	2	2	2	2	2	1	1
7	2	2	2	2	2	1	1
8	2	2	2	2	2	1	1
9	2	2	2	2	2	2	2
10	2	2	2	2	2	2	2
11	2	2	2	2	2	2	2
12	2	2	2	2	2	2	2
13	2	2	2	2	2	2	2
14	2	2	2	2	2	2	2
15	2	2	2	2	2	2	2
16	2	2	2	2	2	2	2
17	2	2	2	2	2	2	2
18	2	2	2	2	2	2	2
19	1	1	1	2	2	2	1
20	1	1	1	1	1	1	1
21	1	1	1	1	1	1	1
22	1	1	1	1	1	1	1
23	1	1	1	1	1	1	1

WINTER SEAS.      DECEMBER 1 THRU February 28							
HR/DAY	MON	TUES	WEDS	THUR	FRI	SAT	SUN
0	1	1	1	1	1	1	1
1	1	1	1	1	1	1	1
2	1	1	1	1	1	1	1
3	1	1	1	1	1	1	1
4	1	1	1	1	1	1	1
5	1	1	1	1	1	1	1
6	2	2	2	2	2	1	1
7	2	2	2	2	2	1	1
8	2	2	2	2	2	1	1
9	2	2	2	2	2	1	1
10	2	2	2	2	2	2	2
11	2	2	2	2	2	2	2
12	2	2	2	2	2	2	2
13	2	2	2	2	2	2	2
14	2	2	2	2	2	2	2
15	2	2	2	2	2	2	2
16	2	2	2	2	2	2	2
17	2	2	2	2	2	2	2
18	2	2	2	2	2	2	2
19	1	1	1	1	1	1	1
20	1	1	1	1	1	1	1
21	1	1	1	1	1	1	1
22	1	1	1	1	1	1	1
23	1	1	1	1	1	1	1

NOTES:

- THE NEW YORK STATE THRUWAY IS A LIMITED ACCESS, HIGH-SPEED, HIGH-VOLUME HIGHWAY. TRAFFIC SHALL BE MAINTAINED IN ACCORDANCE WITH THE *MANUAL ON UNIFORM TRAFFIC CONTROL DEVICES (MUTCD)*, THE *WORK ZONE TRAFFIC CONTROL PLANS*, AND THE *STANDARD SPECIFICATIONS* SECTION 619 AS AMENDED BY THE AUTHORITY.
- LANE CLOSURES ON THE THRUWAY SHALL ONLY BE ALLOWED IN ACCORDANCE WITH THESE TRAFFIC MANAGEMENT TABLE(S), UNLESS INDICATED OTHERWISE IN THE CONTRACT PLANS OR PROPOSAL DOCUMENTS.
- LANE CLOSURE CHARTS SHALL APPLY AS FOLLOWS:
  - 1,150 VEH/HR

**NIAGARA: I-190 SOUTHBOUND INTERCHANGES N20 TO N19 (1,300 VEH/HR/LANE)**

### LANES REQUIRED TO BE OPEN BY HOUR AND TIME OF DAY

**MAY 21 THRU SEPTEMBER 15**

HR/DAY	MON	TUES	WEDS	THUR	FRI	SAT	SUN
0	1	1	1	1	1	1	1
1	1	1	1	1	1	1	1
2	1	1	1	1	1	1	1
3	1	1	1	1	1	1	1
4	1	1	1	1	1	1	1
5	1	1	1	1	1	1	1
6	2	2	2	2	2	1	1
7	2	2	2	2	2	1	1
8	2	2	2	2	2	1	1
9	2	2	2	2	2	2	2
10	2	2	2	2	2	2	2
11	2	2	2	2	2	2	2
12	2	2	2	2	2	2	2
13	2	2	2	2	2	2	2
14	2	2	2	2	2	2	2
15	2	2	2	2	2	2	2
16	2	2	2	2	2	2	2
17	2	2	2	2	2	2	2
18	2	2	2	2	2	2	2
19	2	1	1	2	2	2	2
20	1	1	1	2	2	2	2
21	1	2	1	1	2	2	1
22	1	2	2	1	2	2	1
23	1	1	1	1	2	2	1

### LANES REQUIRED TO BE OPEN BY HOUR AND TIME OF DAY

**DECEMBER 1 THRU February 28**

HR/DAY	MON	TUES	WEDS	THUR	FRI	SAT	SUN
0	1	1	1	1	1	1	1
1	1	1	1	1	1	1	1
2	1	1	1	1	1	1	1
3	1	1	1	1	1	1	1
4	1	1	1	1	1	1	1
5	1	1	1	1	1	1	1
6	2	2	2	2	1	1	1
7	2	2	2	2	2	1	1
8	2	2	2	2	2	1	1
9	2	2	2	2	2	1	1
10	2	2	2	2	2	2	2
11	2	2	2	2	2	2	2
12	2	2	2	2	2	2	2
13	2	2	2	2	2	2	2
14	2	2	2	2	2	2	2
15	2	2	2	2	2	2	2
16	2	2	2	2	2	2	2
17	2	2	2	2	2	2	2
18	2	2	2	2	2	2	2
19	1	1	1	1	1	1	1
20	1	1	1	1	1	1	1
21	1	1	1	1	1	1	1
22	1	1	1	1	1	1	1
23	1	1	1	1	1	1	1

- 1) THE NEW YORK STATE THRUWAY IS A LIMITED ACCESS, HIGH-SPEED, HIGH-VOLUME HIGHWAY. TRAFFIC SHALL BE MAINTAINED IN ACCORDANCE WITH THE *MANUAL ON UNIFORM TRAFFIC CONTROL DEVICES (MUTCD)*, THE *WORK ZONE TRAFFIC CONTROL PLANS*, AND THE *STANDARD SPECIFICATIONS* SECTION 619 AS AMENDED BY THE AUTHORITY.
- 2) LANE CLOSURES ON THE THRUWAY SHALL ONLY BE ALLOWED IN ACCORDANCE WITH THESE TRAFFIC MANAGEMENT TABLE(S), UNLESS INDICATED OTHERWISE IN THE CONTRACT PLANS OR PROPOSAL DOCUMENTS.
- 3) LANE CLOSURE CHARTS SHALL APPLY AS FOLLOWS:
  - 1,150 VEH/HR/LANE: APPLIES TO ALL WORK CONSIDERED DISRUPTIVE TO TRAFFIC.
  - 1,300 VEH/HR/LANE: APPLIES TO ALL WORK NOT CONSIDERED DISRUPTIVE TO TRAFFIC. WORK SHOULD BE ABLE TO BE IMMEDIATELY STOPPED AND LANE CLOSURE(S) REMOVED IN THE EVENT QUEUES, GREATER THAN 1 MILE, DEVELOP.



U.S. CUSTOMARY STANDARD SHEET

LANE CLOSURE CHARTS  
1,300 VEHICLES PER HOUR  
BUFFALO DIVISION  
(SHEET 36 OF 37)

APPROVED MAY 1, 2025

ISSUED UNDER DB 25-002

/S/ ROBERT COURNOYER, P.E.  
DIRECTOR HIGHWAY DESIGN  
BUREAU

**TA 619-36**

**NIAGARA: I-190: SOUTHBOUND INTERCHANGES N21 TO N20 (1,300 VEH/HR/LANE)**

### LANES REQUIRED TO BE OPEN BY HOUR AND TIME OF DAY

SUMMER SEASON MAY 21 THRU SEPTEMBER 15

HR/DAY	MON	TUES	WEDS	THUR	FRI	SAT	SUN
0	1	1	1	1	1	1	1
1	1	1	1	1	1	1	1
2	1	1	1	1	1	1	1
3	1	1	1	1	1	1	1
4	1	1	1	1	1	1	1
5	1	1	1	1	1	1	1
6	2	2	2	2	2	1	1
7	2	2	2	2	2	1	1
8	2	2	2	2	2	1	1
9	2	2	2	2	2	2	2
10	2	2	2	2	2	2	2
11	2	2	2	2	2	2	2
12	2	2	2	2	2	2	2
13	2	2	2	2	2	2	2
14	2	2	2	2	2	2	2
15	2	2	2	2	2	2	2
16	2	2	2	2	2	2	2
17	2	2	2	2	2	2	2
18	2	2	2	2	2	2	2
19	2	2	2	2	2	2	2
20	2	2	2	2	2	2	2
21	1	1	1	1	2	2	1
22	1	1	1	1	1	1	1
23	1	1	1	1	1	1	1

### LANES REQUIRED TO BE OPEN BY HOUR AND TIME OF DAY

**WINTER SEAS.      DECEMBER 1 THRU February 28**

HR/DAY	MON	TUES	WEDS	THUR	FRI	SAT	SUN
0	1	1	1	1	1	1	1
1	1	1	1	1	1	1	1
2	1	1	1	1	1	1	1
3	1	1	1	1	1	1	1
4	1	1	1	1	1	1	1
5	1	1	1	1	1	1	1
6	1	1	1	1	1	1	1
7	2	2	2	2	2	1	1
8	2	2	2	2	2	1	1
9	2	2	2	2	2	1	1
10	2	2	2	2	2	2	2
11	2	2	2	2	2	2	2
12	2	2	2	2	2	2	2
13	2	2	2	2	2	2	2
14	2	2	2	2	2	2	2
15	2	2	2	2	2	2	2
16	2	2	2	2	2	2	2
17	2	2	2	2	2	2	2
18	2	2	2	2	2	2	2
19	2	2	2	2	2	2	1
20	1	1	1	1	1	1	1
21	1	1	1	1	1	1	1
22	1	1	1	1	1	1	1
23	1	1	1	1	1	1	1

**SUMMER SEASON      MAY 21 THRU SEPTEMBER 15**

HR/DAY	MON	TUES	WEDS	THUR	FRI	SAT	SUN
0	1	1	1	1	1	1	1
1	1	1	1	1	1	1	1
2	1	1	1	1	1	1	1
3	1	1	1	1	1	1	1
4	1	1	1	1	1	1	1
5	1	1	1	1	1	1	1
6	2	2	2	2	2	1	1
7	2	2	2	2	2	1	1
8	2	2	2	2	2	2	1
9	2	2	2	2	2	2	2
10	2	2	2	2	2	2	2
11	2	2	2	2	2	2	2
12	2	2	2	2	2	2	2
13	2	2	2	2	2	2	2
14	2	2	2	2	2	2	2
15	2	2	2	2	2	2	2
16	2	2	2	2	2	2	2
17	2	2	2	2	2	2	2
18	2	2	2	2	2	2	2
19	2	2	2	2	2	2	2
20	2	2	2	2	2	2	2
21	1	2	2	2	2	2	2
22	1	2	2	1	2	2	1
23	1	1	1	1	2	2	1

**WINTER SEAS.      DECEMBER 1 THRU February 28**

HR/DAY	MON	TUES	WEDS	THUR	FRI	SAT	SUN
0	1	1	1	1	1	1	1
1	1	1	1	1	1	1	1
2	1	1	1	1	1	1	1
3	1	1	1	1	1	1	1
4	1	1	1	1	1	1	1
5	1	1	1	1	1	1	1
6	2	2	2	2	2	1	1
7	2	2	2	2	2	1	1
8	2	2	2	2	2	1	1
9	2	2	2	2	2	1	1
10	2	2	2	2	2	2	2
11	2	2	2	2	2	2	2
12	2	2	2	2	2	2	2
13	2	2	2	2	2	2	2
14	2	2	2	2	2	2	2
15	2	2	2	2	2	2	2
16	2	2	2	2	2	2	2
17	2	2	2	2	2	2	2
18	2	2	2	2	2	2	2
19	1	1	1	1	2	2	1
20	1	1	1	1	1	1	1
21	1	1	1	1	2	1	1
22	1	1	1	1	1	1	1
23	1	1	1	1	1	1	1

- 1) THE NEW YORK STATE THRUWAY IS A LIMITED ACCESS, HIGH-SPEED, HIGH-VOLUME HIGHWAY. TRAFFIC SHALL BE MAINTAINED IN ACCORDANCE WITH THE *MANUAL ON UNIFORM TRAFFIC CONTROL DEVICES (MUTCD)*, THE *WORK ZONE TRAFFIC CONTROL PLANS*, AND THE *STANDARD SPECIFICATIONS* SECTION 619 AS AMENDED BY THE AUTHORITY.
- 2) LANE CLOSURES ON THE THRUWAY SHALL ONLY BE ALLOWED IN ACCORDANCE WITH THESE TRAFFIC MANAGEMENT TABLE(S), UNLESS INDICATED OTHERWISE IN THE CONTRACT PLANS OR PROPOSAL DOCUMENTS.
- 3) LANE CLOSURE CHARTS SHALL APPLY AS FOLLOWS:
  - 1,150 VEH/HR/LANE: APPLIES TO ALL WORK CONSIDERED DISRUPTIVE TO TRAFFIC.
  - 1,300 VEH/HR/LANE: APPLIES TO ALL WORK NOT CONSIDERED DISRUPTIVE TO TRAFFIC. WORK SHOULD BE ABLE TO BE IMMEDIATELY STOPPED AND LANE CLOSURE(S) REMOVED IN THE EVENT QUEUES, GREATER THAN 1 MILE, DEVELOP.



LANE CLOSURE CHARTS  
1,300 VEHICLES PER HOUR  
BUFFALO DIVISION  
(SHEET 37 OF 37)

ISSUED UNDER DB 25-002

/S/ ROBERT COURNOYER, P.E.  
DIRECTOR HIGHWAY DESIGN  
BUREAU

**TA 619-36**